

POWER & CONTROL

JC4500 PROTAP CONTROLLER

ProTap Controller takes the guesswork out of setting a jackplate height or engine trim every time you get underway. Use ProTap to quickly recall your pre-memorized positions. It works with any jackplate and trim control switch, and allows you to fine tune jackplate and engine trim predictably by moving both in set increments.

MAX SPEEDS

HOLD THE PROTRIM SWITCH UP OR DOWN TO
RECALL THE PRE-MEMORIZED POSITIONS

JACKPLATE SUPPORT

SYNCHRONIZE 2 JACKPLATES
TO EACH OTHER

TRIM CONTROL

KEEP BOTH HANDS ON THE WHEEL WITH
FINGERTIP TRIM CONTROLS



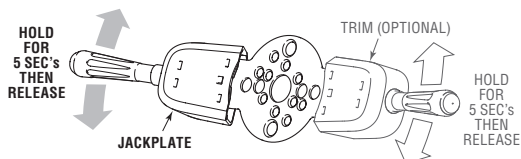
Mobile living made easy.

 **DOMETIC**

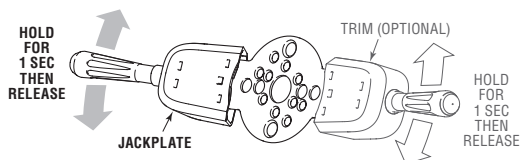
QUICK USER GUIDE

Consult boat user guide for the location of controller ON/OFF switch.

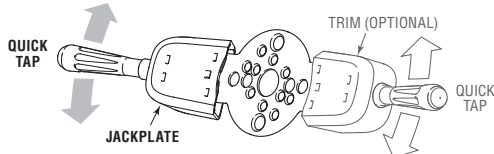
To memorize current Jackplate or Trim position.



To recall memorized Jackplate or Trim position.



For quick controlled motion in set increments.



⚠ WARNING

READ BOAT OPERATOR'S AND PROTAP OWNER'S (BOOK 35) MANUALS BEFORE USE.

⚠ WARNING

ADJUSTING ENGINE TRIM OR JACKPLATE HEIGHT CAN AFFECT STEERING CONTROL AND BOAT STABILITY. ENSURE BOAT IS STABLE AND SAFE TO STEER AFTER MAKING ENGINE TRIM OR JACKPLATE ADJUSTMENTS.

How to adjust engine Trim and Jackplate:

- Before moving from stationary position, lower the Jackplate and trim fully down.
- After applying throttle, once on plane, trim the engine up. This will lift the bow of the boat and aerate the hull. Continue adjusting trim for optimal ride performance, engine RPM and boat speed.
- Lift the Jackplate up to reduce engine drag, adjusting as needed for optimal ride performance, engine RPM and boat speed.

dometic.com

©2020 Dometic All Rights Reserved.

Printed in Canada.



PID# 469275 | REV. A. 01242020