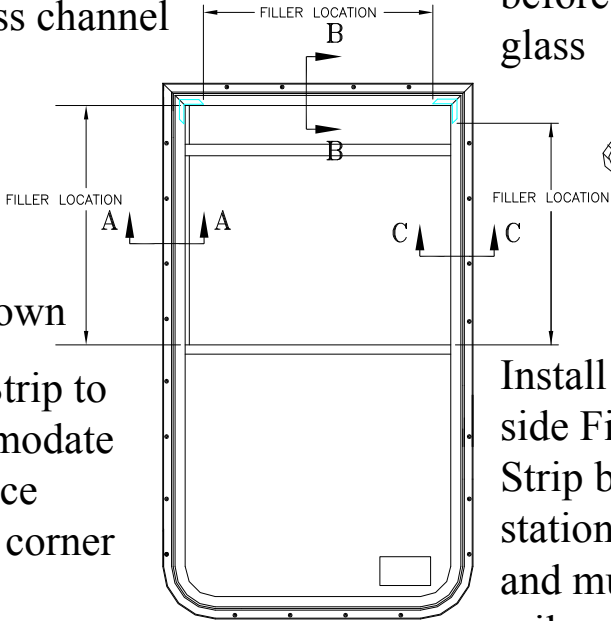


# Work Instructions for Installing Filler Strip

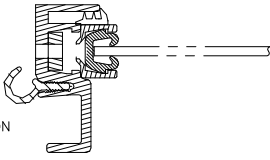
Install hinge side  
Filler Strip  
between door and  
glass channel

Install top filler strip  
before stationary  
glass

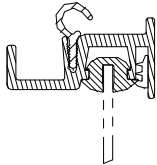


Trim down  
Filler Strip to  
accommodate  
clearance  
around corner  
key.  
See visual aid

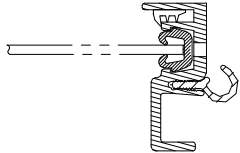
Install Latch  
side Filler  
Strip before  
stationary glass  
and mullion  
rail.



SECTION A-A  
SCALE : FULL



SECTION B-B  
SCALE : FULL



SECTION C-C  
SCALE : FULL

- NOTES : 1) LUBRICATE FILLER STRIP WITH SOAPY WATER  
2) APPLY 3M 4799 ADHESIVE TO ENDS OF FILLER STRIP TO ENSURE GOOD RETENTION.

# Visual Aid for Cutting Clearance in Filler Strip for corner key



WI-MFG-009AR Approved by  
Marsha Bailey 1/24/2006

Page 2 of 2