

SeaLand Replacement Parts Guide



• Table of Contents	Pages 2 - 7
• Numeric List with Retail Prices	Pages 8 - 28
• Parts Lists	Pages 29 -181

SeaLand®
by Dometic GROUP

Dometic Corporation, Sanitation Division

13128 State Route 226
Big Prairie, OH 44611 USA
Phone: 800 321 9886
Fax: 330 496 3097

Retail Prices effective January 1, 2011 through December 31, 2011

Table of Contents






		Description	Item	Insert	Page
PORTABLE TOILETS - Series 960 & 969					
  	962 BONUS PACK-PARCHMENT	331596202	N/A	29	
	962 CENTURY-PLATINUM	321096206			
	962 CTC-PARCHMENT	321396202			
	962-PARCHMENT	301096202			
	962-PLATINUM	301096206			
	964 BONUS PACK-PARCHMENT	331296402			
	964MSD-PARCHMENT	311196402			
	964MSD-PLATINUM	311196406			
	964-PARCHMENT	311096402			
	964-PLATINUM	311096406			
	965MSD-PARCHMENT	311196502			
	965MSD-PLATINUM	311196506			
	965-PARCHMENT	311096502			
	965-PLATINUM	311096506			
	966 BONUS PACK-PARCHMENT	331596602			
	966 CENTURY-PLATINUM	321096606			
	966 CTC-PARCHMENT	321396602			
	966 EURO-PLATINUM	361096606			
	966-PARCHMENT	301096602			
	966-PLATINUM	301096606			
	966-PLATINUM	361096616			
	972 BONUS PACK-TAN	331097202			
	972 EURO-GRAY	361097206			
	972 EURO-TAN	361097202			
	972-GRAY	301097206			
	972-TAN	301097202			
	974-GRAY	301097406			
	974MSD-GRAY	301197406			
	974MSD-TAN	301197402			
	974-TAN	301097402			
	975-GRAY	301097506			
	975MSD-GRAY	301197506			
	975MSD-TAN	301197502			
	975-TAN	301097502			
	976 EURO-GRAY	361097606			
	976 EURO-TAN	361097602			
	976-GRAY	301097606			
	976-TAN	301097602			
GRAVITY TOILETS - Series 100, 200, 300, 500, 700, 2000, 3000, 4000, 4800					
 	111-BONE	302611103	600344935	31	
	111-WHITE	302611101			
	111S-BONE	302711103			
	210-BONE	302621003	600344935	32	
	210-WHITE	302621001			
	210 CTC-WHITE	302621011			
	210S-BONE	302721003			
	210S-WHITE	302721001	600345408	33	
	111WS-WHITE	302911101			
	210WS-WHITE	302921001	600345408	34	
	210W-WHITE	302821001			
	310 CTC-WHITE	302310001	600346224	35	
	310 SS-BONE	302310073			
	310 SS-WHITE	302310071			
	310 SS SP-BONE	302310013			
	310 SS SP-WHITE	302310011			
	310S SS-BONE	302310173			
	310S SS-WHITE	302310171			
	310S SS-BONE	302310113	600344139	36	
	310S SS-WHITE	302310111			
	510+-BONE	302651003			
	510+-EBONY	302651008	600344139	36	
	510+-PLATINUM	302651006			

Table of Contents

Description		Item	Insert	Page
GRAVITY TOILETS - Series 100, 200, 300, 500, 700, 2000, 3000, 4000, 4800 continued				
 310  510  511	510+-WHITE	302651001	600344139	36
	510+S-BONE	302751003		
	510+S-EBONY	302751008		
	510+S-WHITE	302751001	600344156	37
	511H-BONE	302651103		
	511H-PLATINUM	302651106		
	511H-WHITE	302651101		
	511HS-BONE	302751103		
	511HS-WHITE	302751101	600346200	38
	510+PS WS-EBONY	302510228		
510+PS WS-PLATINUM	302510226			
510+PS WS-WHITE	302510221	600345632	39	
510H-BONE	302851003			
510H-WHITE	302851001			
510H WS-BONE	302510483			
510H WS-WHITE	302510481			
510HS-BONE	302951003	600345212	40	
510HS-WHITE	302951001			
711-M28-BONE	312371103			
711-M28-WHITE	312371101	600345281	41	
2010-BONE *Obsolete*	302421003			
2010-WHITE *Obsolete*	302421001	600345281	42	
2011-BONE *Obsolete*	302421103			
2011-WHITE *Obsolete*	302421101	600345067	43	
3110-BONE *Obsolete*	302311013			
3110-EBONY *Obsolete*	302311058	600344962	44	
3210-BONE/NICKEL *Obsolete*	302132063			
3210S-WHITE/CHROME *Obsolete*	302232071	600344958	45	
3210-WHITE/NICKEL *Obsolete*	302132061			
3310S FL-BONE/NICKEL *Obsolete*	302133073	600344959	46	
3310SPP FL-BONE/NICKEL *Obsolete*	302133093			
4310S GT/12/WS/S/PP/BONE/NICKEL	302431433	600346469	47	
4310S GT/12/WS/S/SP/BONE/NICKEL	302431233			
4410S GT/12/WS/S/SP/BONE	302441230	600346469	48	
4310 FL-WHITE/CHROME *Obsolete*	302243061			
4310 FL-WHITE/NICKEL *Obsolete*	302143061	600345149	49	
4310PP FL-WHITE/CHROME *Obsolete*	302243081			
4310S FL-BONE/NICKEL *Obsolete*	302143073			
4310SPP FL-BONE/NICKEL *Obsolete*	302143093	600345149	50	
4410 FS-BONE *Obsolete*	302044063			
4410 FS-EBONY *Obsolete*	302044068			
4410 FS-WHITE *Obsolete*	302044061			
4410S FS-BONE *Obsolete*	302044073	600345483	51	
4811-WHITE *Obsolete*	302148111			
MASTERFLUSH TOILETS - Series 8100, 8700, 8800, 8900				
 8100  8600	8112-WS/S-/15T-/12/SW/--/SP/WHITE	304811201	600346354	52
	8152-WS/T-/15T-/12/SW/--/SP/WHITE	304815201		
	8156-WS/T-/15T-/24/SW/--/SP/WHITE	304815601		
	8670-SC/T-/15TA/24/SW/--/SP/WHITE	304867001	600346484	53
	8759-WS/T-/15TA/12/FH/CH/SP/BONE	304875972		
	8759-WS/T-/15TA/12/SW/--/SP/BONE	304875902	600346355	54
	8759-WS/T-/15TA/12/SW/--/SP/WHITE	304875901		
	8812-12VDC- BONE *Obsolete*	304881213		
	8812-12VDC-WHITE *Obsolete*	304881211	N/A	55-56
	8812-24VDC- BONE *Obsolete*	304881223		
	8812-24VDC- WHITE *Obsolete*	304881221		
	8818-12VD/AFD-WHITE *Obsolete*	304881851		
	8818-12VDC - BONE *Obsolete*	304881813		
	8818-12VDC-WHITE *Obsolete*	304881811		
	8819-12VDC - BONE *Obsolete*	304881913		
	8819-12VDC-WHITE *Obsolete*	304881911		
	8819-24VDC-WHITE *Obsolete*	304881921		

Table of Contents

		Description	Item	Insert	Page		
MASTERFLUSH TOILETS - Series 8100, 8700, 8800, 8900 continued							
8700		8848-12VDC/AFD-WHITE *Obsolete*	304884801	N/A	55-56		
		8930-SC/S-/15TA/24/SW/--/SP/WHITE	304893001	600346121	57		
8900		8939-SC/S-/15TA/12/SW/--/SP/WHITE	304893901				
		8939-SC/S-/15TA/12/SW/PP/WHITE	304893915				
		8963-SCS/SP/--/24V/WHITE	304896334				
		8963-WS /SP/SW/12V/WHITE	304896321				
		8965-SCS/PP/SW/12V/WHITE	304896561				
		8965-SCS/PP/SW/24V/WHITE	304896562				
		8965-SS /PP/SW/12V/WHITE	304896541				
		8965-SS /PP/SW/24V/WHITE	304896542				
		8970-SC/T-/15TA/24/SW/--/SP/WHITE	304897001				
		8979-SC/T-/15TA/12/SW/--/SP/WHITE	304897901				
		8983-SCS/SP/--/24V/WHITE	304898334	600346121	58		
VACUFLUSH TOILETS - Series 100, 500, 600, 700, 800, 1000, 3000, 3600, 4800, 5000							
140		147 BONE	317014703			600345272	59
		147 WHITE	317014701				
		148 BONE	317014803				
		148 WHITE	317014801				
		149-BONE	317014903				
		149-WHITE	317014901				
500		157-WHITE *Obsolete*	317015701			600345396	60
		158-BONE *Obsolete*	317015803				
		158-WHITE *Obsolete*	317015801				
		168-WHITE (HD FLUSH)	317016801	600345039	61		
		506+ BONE	317850603	600344921	62		
		506+ PLATINUM	317850606				
506+ WHITE	317850601						
600		508+ BONE	317850803	600344917	63		
		508+ WHITE	317850801				
		509+ WHITE	317450901	600344916	64		
		548+ BONE	317854803	600344918	65		
		548+ WHITE	317854801				
		606-WHITE	317060601	600344464	66		
		706-BONE	317470603	600344915	67		
		706-WHITE	317470601				
		709-BONE	317470903	600344711	68		
		748-WHITE	317074801	600344485	69		
		749-WHITE	317074901				
		806-BONE *Obsolete*	317480603	600344138	70-71		
		1006 EVAC PED-BONE *Obsolete*	317100703	600344769	72		
		1006-BONE *Obsolete*	317100603	600344922	73		
		1006-WHITE *Obsolete*	317100601				
		1008-BONE *Obsolete*	317100803				
		1008-WHITE *Obsolete*	317100801				
		1048-BONE *Obsolete*	317104803				
1048-WHITE *Obsolete*	317104801						
		1106-BONE	317110603	600344828	74		
		1148-BONE *Obsolete*	317114803	600345276	75		
		1148-WHITE *Obsolete*	317114801				
		1548-WHITE	317154801	600344563	76		
		3048 24-BONE CHROME *Obsolete*	317234803	600344849	77		
		3048 24-BONE GOLD *Obsolete*	317434803				
3000		3606 24-WHITE *Obsolete*	317236061	600345043	78		
		3609 24-WHITE *Obsolete*	317236091	600345442	79		
		3648 24-WHITE *Obsolete*	317236481	600344902	80		
		4806 12-BONE	317148063	600345372	81		
		4806 12-BONE-SR/DT	317548063				
		4806 12-WHITE	317148061				
4806 24-BONE	317248063						
4806 24-WHITE	317248061						
4806L 24-WHITE/CPFL-BEN	317480651						
3600		4806 12-BONE T-BIRD	317348063	600345384	82		

Table of Contents

		Description	Item	Insert	Page		
VACUFLUSH TOILETS - Series 100, 500, 600, 700, 800, 1000, 3000, 3600, 4800, 5000 continued							
	4800	4806 12-BONE/CPFL-TBD	317448063	600345448	83		
		4806W 12-BONE/CPFL-TBD	317480613	600345756	84		
		4806W 12-BONE T-BIRD	317480623				
		4809 12-WHITE	317148091	600345373	85		
		4809 24-BONE	317248093				
		4809 24-WHITE	317248091				
		4848 12-WHITE	317148481	600345374	86		
		4848 24-BONE	317248483				
		4848 24-WHITE	317248481				
		5006-BONE	317500603	600344843	87		
5006-WHITE	317500601						
	5006	5007-BONE	317500703	600345418	88		
		5008-BONE	317500803	600345429	89		
		5008-WHITE	317500801				
		5009-BONE	317500903	600344841	90		
5009-WHITE	317500901						
	5000 5100	5047-WHITE	317504701	600344844	91		
		5048-BONE	317504803				
		5048-WHITE	317504801				
		5049-WHITE	317504901				
		5147-WHITE	317514701	600344842	92		
		5148-BONE	317514803				
		5148-WHITE	317514801				
		5149-WHITE	317514901				
		VACUFLUSH SYSTEM - Vacuum Sources					
				CVT 2510	326002510	600344941	93
	CVT 2520 W/PUMPOUT-STR'T DIS		326002520	600345065	94		
	CVT 2521 W/PUMPOUT-ELBOW DIS		326002521				
	PUMP M 3/4HP-20:1		317511501	600346575	95		
	PUMP M115/230 1/2H 30:1 TEFC60		317511500				
	PUMP M24-1/2HP 30:1		317502400				
	PUMP SW12		317201200	N/A	96		
	PUMP SW24		317202400				
	VACUUM TANK		317729100	N/A	97		
	VG12		317759012	600344995	98		
	VG24		317759024				
	VG4/JQ12-STANDARD		317780112	600345109	99		
	VG4/JS12- THUNDERBIRD		317780412				
	VG4/JW12-RELAY/6P DEUTSCH		317780312				
	VG4/JW12-STANDARD		317780012				
	VG4/JW24-RELAY/6P DEUTSCH		317780324				
	VG4/JW24-STANDARD		317780024				
	VG4/JW24-STD/DTP CONNECTOR		317780424	600345761	100		
	VG4/JW12 RELAY/DEUTSCH-USM		317780612				
	VGLP/W24		317770024	600344990	101		
	VGLP12		317770012				
	VGLP12/45 INLET		317771012				
	VGLPW12 DB90 EL/SH'TDW RELAY		317775212				
	VGLP-W24- DTP DEUTSCH		317772024	600344829	102		
	VHT 12 FULL RELAY		317769012				
	VHT 12VDC (JEFFERSON)		317769412	600344833	103		
	VHT 3/4 FULL RELAY		317769212	600344831	104		
	VHT 4502-ELBOW DIS'G		317704502	600346277	105		
	VHT 4511-T12/SWIVEL DIS'G		317704511	600346278	106		
	VHT FULL/SEALED RLY/DEUTSCH		317769612	600345863	107		
	VHT SWIVEL OUT/RELAYHRN/FOUNT		317769512	600346542	108		
HOLDING TANK SYSTEMS							
		HD TANK 14G T12/VG4 DTP	322501401	600345438	109		
		HD TANK 25G-CROWNLIN	322002501	600344853	110		
		HD TANK 27 SUNSEEKER 62M	322402703	600345088	111		
		HD TANK 28G-HTS/2LPVG-SUNSEEKER	322502701	600345306	112		
		HD TANK 29GHTS T12-TIARA R6 3	322502902	600344846	113		

Table of Contents

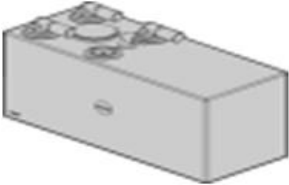

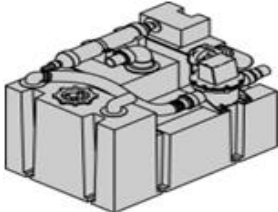
	Description	Item	Insert	Page
HOLDING TANK SYSTEMS				
 <p>HTS Basic</p>  <p>HD TANK-EU (DHT-L)</p>	HD TANK 34G/LPVG/T12-TIARA 39C	322503402	600345224	114
	HD TANK 35 HULL/DEUTSCH	322403501	600345415	115
	HD TANK 36 MONT 350	322503601	600344975	116
	HD TANK 36G VGLP/T12-TIARA MA	322503603	600345426	117
	HD TANK 36G/T24/DIV'T VALVE	322503605	600346260	118
	HD TANK 40 CAP/FITT-SUNSEEKER	322404003	600345089	119
	HD TANK 4012-HTS DYNASTY	322401207	600344837	120
	HD TANK 4012-HTS SOUTHPORT	322401208	600345116	121
	HD TANK 4020 PORT SIDE 12 3	322402112	600345024	122
	HD TANK 4020/LPVG/T12-TIARA 3	322402015	600345291	123
	HD TANK 4020/LPVG12/T12 TIARA 3	322402011	600345190	124
	HD TANK 4020/LPVG-GRADY WHITE	322402016	600345411	125
	HD TANK 4020/VG412-BOSTON WHALER	322402028	600345645	126
	HD TANK 4040 AZ40	322404004	600345058	124
	HD TANK 4040 TWIN VG4JW12	322404005	600345677	128
	HD TANK 4040 TWIN VG4JW24	322404008		
	HD TANK 4040 VG424/T24/OPT VG4	322404009	600345794	129
	HD TANK 4040-33HTS SUNSEEKER	322404006	600345227	130
	HD TANK 4040-LP33HTS SUNSEEKER	322404007	600345346	131
	HD TANK 4055/T12-TIARA 40	322405514	600345045	132
	HD TANK 4068H SEARAY DEUT'H	322406801	600345348	133
	HD TANK 49G/T24- SUNSEEKER	322504901	600345628	134
	HD TANK 50G-GOBBI ATLANTIS 50	322504801	600345430	135
	HD TANK 70G HULL-SEA RAY	322007001	600345202	136
	HD TANK BASIC-12 HRZ	322840121	600344870	137
	HD TANK BASIC-12 VRT	322840122		
	HD TANK BASIC-15 HRZ	322840151		
	HD TANK BASIC-15 VRT	322840152		
	HD TANK BASIC-20 HRZ	322840201		
	HD TANK BASIC-20 VRT	322840202		
	HD TANK BASIC-25 HRZ	322800251		
	HD TANK BASIC-30 HRZ	322840301		
	HD TANK BASIC-40 HRZ	322840401		
	HD TANK BASIC-55 HRZ	322840551		
	HD TANK-EU 137L/36G W/CAP	322603601	600346052	138
	HD TANK-EU 42L/11G W/CAP	322601101		
	HD TANK-EU 61L/16G W/CAP	322601601		
	HD TANK-EU 88L/23G W/CAP	322602301		
 <p>HTS</p>	HTS 10 HULL-T12/DTM04	322721012	600345054	139
	HTS 10-LPVG12/RELAY	322021012	600345076	140
	HTS 10 LPVG12/DTM04	322711012	600345221	141
	HTS 10-DTM04 RELAY/20'HAR	320101004		
	HTS 10-LPVG12/DTM04	322101012	600345296	142
	HTS 10-SHTDN RELAY/900 OUT	322001003		
	HTS 10-SHTDN RELAY/ST'G INLET	322011012	600345449	143
	HTS 10/LPVG 12 TOP SWITCH/T12	322001002		
	HTS 10-LPVG12/DTM4/DB-90°IN'T	322001001	600345641	144
	HTS 10-AMP CON'T/900 OUT	322001004	600345678	145
	HTS 10-/12/LVGR/-/DT/---/	322001005	600346314	146
	HTS 18/VG412- REGAL	322031812	600344891	147
	HTS 18 VG412/W/VTFIL-10'WHARN	319003001	600345035	148
	HTS 18-VG4 12/DEUTSCH	322041812	600345057	149
	HTS 18 VG412	322001812	600345484	150
	HTS 18 VG412/T/DTM04	322711812		
	HTS 18/VG4JW12/VF/DEUTSCH	322001801	600345486	151
	HTS 18 DEUTSCH 2 DIP VENT HOSE	320101815		
	HTS 21-VG4J12/T12/DEUT 3	322002101	600345105	152
	HTS 21-VG4JW12/T12/DTM4	322702112	600345121	153
	HTS 27 LPVG12/HARN-MONTEREY	322002701	600345351	154
	HTS 27 LPVG12/T12/HARN-MONT	322002702		
	HTS 28+ VG12 DEUTSCH	322102801	600344816	156
	HTS 28+ VG12/T12 DEUTSCH	322102802		

Table of Contents

		Description	Item	Insert	Page
HOLDING TANK SYSTEMS continued					
	HTS 28+ VG12- REGAL	322102803	600344817	158	
	HTS 28 T24/3 INLETS	322022824	600345019	159	
	HTS 28+ VG12/T12/1-1/2 SPINW	322102806	600345020	160	
	HTS 28+ VG12/T/DTM04	322712812	600345032	161	
	HTS 28 DTM04 PANEL	322012800	600345164	162	
	HTS 28+ VG12/T12 ELBOW OUTLET	322102810	600345414	163	
	HTS 28 W/DEUTSCH (8 PER)	322202800	600345706	164	
	HTS 28 T12	322002812		165	
	HTS 28 T12/DEUTSCH/EL-PX280DA	322212812	600345707	166	
	HTS 28 DTM04/T12	322012812	600346508	167	
	HTS 28-DTM04/T24	322012824		167	
	HTS 35/LPVG 12/RELAY & DE'CH	322203500	600345349	168	
	HTS 35-LPVG12/T/DTM04	322713512	600345300	169	
	HTS 39-VG4JW24/T24/DEVVALVE	322003901	600345158	170	
	HTS 40-DTM04/12VDC	322014012	600346517	171	
	HTS 40-DTM04/24VDC	322014024		171	
	HTS 42/-12/VG4R/T-DT/---/	322004201	600345197	172	
	HTS 42/RELAY/DEUTSCH (8 PER)	322214200		173	
	HTS 73 TRIPLE VG4/J24	322007301	600345343	174	
HOLDING TANK SYSTEM - Accessories					
 	DTM04 BLACK W/O VENT-OEM	360604002	600346527	175	
	DTM04 BLACK W/VENT-OEM	360604001			
	DTM04 PANEL W/24V RLY-BENETEAU	313622001			
	DTM04 PNL ONLY- BLACK	313604401			
	DTM04 PNL ONLY/12VDC RLY-BLACK	313604402			
	DTM04 PNL ONLY/24VDC RLY-BLACK	313604403			
	DTM04 W/O VENT	313604002			
	DTM04 W/O VENT-45" PROBES	313604004			
	DTM04 W/VENT	313604001			
	DTM04 W/VENT-45" PROBES	313604003			
	DTM04 WHITE/RELAY-THUNDERBIRD	313604015			
	DTM04-W/O VENT/FULL EXT/OEM	360030356			
	DTM08 BLACK- DT HARNESS/TIARA	360608005			
	DTM08 PNL ONLY- BLACK	313608401			
	DTM12 PNL ONLY- BLACK	313612401			
	DVS02 PANEL/12V-BLACK	313530012	600346524	176	
	PUMP T12 VDC- EU	317401200	N/A	177	
	PUMP T12/RELAY/15' HARNESS	360017001			
HOLDING TANK SYSTEM - Accessories					
 	PUMP T12-STD IN/STR OUT	360341200	N/A	177	
	PUMP T24- DTP DEUTSCH	360502400			
	PUMP T24 VDC- EU	317402400			
	PUMP TW12	317301200			
	PUMP TW12 DEUTSCH	360411200			
	PUMP TW12 DONZI OEM	360321200			
	PUMP TW12 OEM	360301200			
	PUMP TW12 W/RELAY & DEUTSCH	360401200			
	PUMP TW24	317302400			
	PUMP TW24 OEM	360302400			
	PUMP TW24 W/RELAY & DEUTSCH	360402400			
	SANI SUMP-12 1-1/2" IN	314115012	600343929	178	
	SANI SUMP-12/3PDEUT	314115312			
	SANI SUMP-24 1-1/2" IN	314115024	600345806	179	
	SANI SUMP-24 DTP DEUTSCH	314115124			
	SANISUMP 12/SP PLB-PURSUIT	314115412	600345691	180	
	SANISUMP 24/SP TANK- VIKING	314115324	600345497	181	

Numeric List							
Item	Description	Retail	UPC	Weight	Length	Width	Height
385022001	KIT, ASSY WYE W/SHUTOFF VALVES	161.18	713814068059	3	18	12	12
385022002	KIT, WIRE HARNESS 2-HEAD SYS'T	425.38	713814068066	8	9	5.5	5.5
385230187	KIT, SANIPOTTIE SLIDE V-PARC	OBSOLETE-REPLACED BY 385239064					
385230192	KIT, 5/8" HOSE INLET ADAPTER	48.36	087735102988	0.05	12	0.63	0.63
385230193	KIT, 1/2" HOSE INLET ADAPTER	13.34	087735102995	0.05	12	0.5	0.5
385230268	KIT, FLOAT/STEM (THREADED)	41.45	087735103053	0.05	2	2	2
385230278	KIT, VERTICAL FLOAT SWITCH	38.01	087735106115	0.05	2	2	2
385230319	KIT, BRACKET-HAND SPRAY	6.22	087735106146	1	2	2	2
385230325	KIT, HAND SPRAY VB w/EX'TN	42.61	087735106139	0.25	2	2	4
385230335	KIT, HAND SPRAY VB	39.14	087735106368	0.2	2	2	4
385230353	KIT, MOTOR/SOLENOID-12VDC	1,504.97	087735103114	1	6	6	6
385230354	KIT, MOTOR/SOLENOID-24VDC	1,407.08	087735103121	1	6	6	6
385230356	KIT, MOTOR/SOLENOID-115VAC	955.71	087735103145	1	6	6	6
385230374	KIT, 960 FRESH WATER TANK-PARC	79.03	087735103169	5	16.5	16.5	6
385230375	KIT, 960 FRESH WATER TANK-PLAT	79.03	087735103176	5	16.5	16.5	6
385230376	KIT, 964MSD HOLDING TANK-PARCH	61.03	087735103183	5	16.5	16.5	6
385230377	KIT, 964MSD HOLDING TANK-PLAT	61.03	087735103190	5	16.5	16.5	6
385230378	KIT, 965MSD HOLDING TANK-PARCH	82.90	087735103206	5	16.5	16.5	8
385230379	KIT, 965MSD HOLDING TANK-PLAT	82.90	087735103213	5	16.5	16.5	8
385230394	KIT, DRAIN PLUG/O/RING-BONE	7.48	087735103220	0.05	1	1	1
385230672	KIT, TRAVELER HAND LEVER	99.03	087735106344	1.2	12	4	4
385230930	KIT, FLEX PROBE-22"	43.76	087735106160	0.15	3	3	22
385230931	KIT, SANIPOTTIE COV/LABL/PLAT	OBSOLETE-REPLACED BY 385311521					
385230933	KIT, SANIPOTTIE COV/LABL/PARCH	OBSOLETE-REPLACED BY 385311520					
385230980	KIT, BELLOWS-S/T PUMP	99.03	087735106122	0.6	5	5	12
385230983	KIT, WATER VALVE (BULK/50)	1,746.77	087735119238	12	1	1	1
385230984	KIT, BOWL SEALS (BULK/50)	OBSOLETE-REPLACED BY 385311407					
385230985	KIT, BALL/SHAFT/CART(BULK/25)	961.47	087735119269	13.35	15	12	10
385236096	KIT, SPRING CARTRIDGE	33.39	087735103565	0.2	2	2	2
385239064	KIT, SLIDE VALVE-WHITE	33.39	087735103572	0.7	12	4	5
385250020	KIT, 4010 TANK CAP/O/RING	39.14	087735103589	2	5	5	2
385250022	KIT, 4000 TANK CAP/O/RING	46.06	087735103596	2	5	5	2
385310008	KIT, MACERATOR BLADE/SCREW	17.74	087735103619	1	1	1	1
385310017	KIT, VACUUM TANK-REPLACEMENT	180.79	087735103657	7	12	12	24
385310018	KIT, HOLDDOWN BRKT-964/944	20.37	087735102537	0.3	2	2	3
385310025	KIT, HALF CLAMP-WHITE	32.24	087735103664	0.6	12	12	2
385310031	KIT, CAP/SEAL-PLAT.	11.56	087735103671	1	2	2	2
385310033	KIT,BOWL-800/900 BONE	OBSOLETE-REPLACED BY 385311080					
385310039	KIT, SANIPOTTIE BELLOWS-PARCH	OBSOLETE-REPLACED BY 385310104					
385310048	KIT, HALF CLAMP-BONE	29.94	087735103756	1	12	12	3
385310050	KIT, CAP/SEAL-PARCH	11.56	087735103763	0.1	3	3	3
385310058	KIT, 500 BOWL-BONE	OBSOLETE-REPLACED BY 385310081					
385310063	KIT, FLOOR FLANGE SEAL	23.73	087735103794	0.35	12	12	12
385310064	KIT, MOUNT-TRAVELER-506/806	11.56	087735102841	0.15	2	2	2
385310066	KIT, SANIPOTTIE LATCH-WHITE	13.02	087735103800	0.4	5	5	2
385310067	KIT, SANIPOTTIE LATCH-PARCH	13.02	087735103817	0.4	5	5	2
385310076	KIT, DB VALVE 1-1/2"-BLACK (2)	26.66	087735102520	0.1	1.5	1.5	1.5
385310080	KIT, BOWL-500 WHITE	OBSOLETE-REPLACED BY 385310739					
385310081	KIT,BOWL-500 BONE	OBSOLETE-REPLACED BY 385310740					
385310084	KIT, 28C TANK-BONE	377.45	087735103886	20	20	20	12
385310085	KIT, M28 TANK-BONE	368.47	087735103893	20	20	20	12
385310096	KIT, INSTALLATION-340 TW	5.13	087735103930	1			
385310102	KIT, FR WATER TANK CAP-PARCH	10.26	087735103978	0.05	2	2	2
385310103	KIT, FR WATER TANK CAP-PLAT	10.26	087735103985	0.05	2	2	2
385310104	KIT, 960 BELLOWS-PARCHMENT	38.01	087735103992	0.4	6	6	12
385310105	KIT, 960 BELLOWS-PLATINUM	38.01	087735104005	0.4	6	6	12
385310108	KIT, SHORT BASE COVER-WHITE	23.73	087735104036	2	8	8	12
385310109	KIT, SHORT BASE COVER-BONE	23.73	087735104043	2	8	8	12
385310110	KIT, SHORT BASE COVER-PLAT	27.17	087735104050	2	8	8	12
385310111	KIT, TALL BASE COVER-WHITE	33.39	087735102810	2	8	8	12
385310112	KIT, TALL BASE COVER-BONE	33.39	087735104067	2	8	8	12
385310113	KIT, TALL BASE COVER-PLAT	35.70	087735104074	2	8	8	12
385310114	KIT, TALL PEDAL COVER WHT	29.94	087735104081	0.65	8	8	12
385310115	KIT, TALL PEDAL COVER-BONE	29.94	087735104098	2	8	8	12
385310116	KIT, TALL PEDAL COVER-PLAT	35.70	087735104104	2	8	8	12
385310117	KIT, SHORT PEDAL COVER-WHT	23.73	087735104111	0.5	8	8	8
385310118	KIT, SHORT PEDAL COVER-BONE	23.73	087735104128	2	8	8	8

Numeric List							
Item	Description	Retail	UPC	Weight	Length	Width	Height
385310119	KIT, SHORT PEDAL COVER-PLAT	26.02	087735104135	2	8	8	8
385310120	KIT, 510/910/2010 BASE-WHITE	291.33	087735104142	5.5	8	8	12
385310121	KIT, 510/910/2010 BASE-BONE	291.33	087735104159	5.5	8	8	12
385310122	KIT, 510/910 BASE-PLAT	297.08	087735104166	5.5	8	8	12
385310123	KIT, 511/911/2011 BASE-WHITE	291.33	087735104173	5	8	8	8
385310124	KIT, 511/911/2011 BASE-BONE	291.33	087735104180	5	8	8	8
385310125	KIT, 511/911 BASE-PLAT	297.08	087735104197	5	8	8	8
385310126	KIT, 08 BASE-WHITE	297.05	087735104203	6.4	8	8	12
385310127	KIT, 08 BASE-BONE	297.08	087735104210	6.4	8	8	12
385310128	KIT, 508/808 BASE-PLAT	297.08	087735104227	6.5	8	8	12
385310129	KIT, 548/848/1048 BASE-WHITE	291.33	087735104234	6.5	8	8	12
385310130	KIT, 548/848/1048 BASE-BONE	297.08	087735104241	6.5	8	8	12
385310131	KIT, 548/848 BASE-PLAT	297.08	087735104258	6.5	8	8	12
385310132	KIT, 506/806/1006/706 BASE-WHT	291.33	087735104265	6	8	8	8
385310133	KIT, 506/806/1006/706BASE-BONE	297.08	087735104272	6.15	8	8	8
385310134	KIT, BASE 506/806-PLAT	297.08	087735104289	8	8	8	8
385310135	KIT, FILTER INSTALLATION	11.56	087735104296	1	3	3	12
385310136	KIT, '48 BASE COVER WHITE	35.70	087735104302	2	8	8	12
385310137	KIT, '48 BASE COVER-BONE	35.70	087735104319	2	8	8	12
385310138	KIT, '48 BASE COVER-PLATINUM	35.70	087735104326	2	8	8	12
385310151	KIT, O'RING-S/T PUMP	15.81	087735104401	0.01	6	6	0.5
385310169	KIT, 510/2010 BASE-EBONY	303.98	087735104456	9	8	8	12
385310171	KIT, 508/1008 BASE-EBONY	303.98	087735104470	9	8	8	12
385310172	KIT, 548/1048 BASE-EBONY	303.98	087735104487	9	8	8	12
385310173	KIT, TALL BASE COVER-EBONY	48.36	087735104494	2	8	8	8
385310174	KIT, 548/1048 COVER-EBONY	48.36	087735102827	2	8	8	8
385310175	KIT, TALL PEDAL COVER -EBONY	52.97	087735104500	2	8	8	8
385310176	KIT,BOWL-500 EBONY	491.68	087735104517	34	24	24	12
385310177	KIT, BALL/SHAFT/CART-EBONY	55.27	087735104524	0.6	8	8	8
385310228	KIT, VACUFLUSH MAINTENANCE	229.15	087735105019	3.1	14	10	6.5
385310232	KIT, S12D/S12 MOTOR CONVERSIO	OBSOLETE-REPLACED BY 385311423					
385310233	KIT, S24D/S24 MOTOR CONVERS	OBSOLETE-REPLACED BY 385311424					
385310235	KIT, PUMPOUT/VENT ADAPTERS	10.26	087735105064	1	2	2	2
385310236	KIT, PUMPOUT/VENT CAPS	7.48	087735105071	0.1	2	2	2
385310239	KIT, HOLD DOWN BRACKETS-LONG	26.66	087735105101	0.4	2	2	3
385310242	KIT, S/T PUMP BUSHING	15.44	087735105132	1	1	1	1
385310243	KIT, 4015 TANK FITTINGS	48.36	087735105149	1	2	2	2
385310245	KIT, S/T PUMP MOTOR-12V	OBSOLETE-REPLACED BY 385311065					
385310246	KIT, S/T PUMP MOTOR-24V	OBSOLETE-REPLACED BY 385311066					
385310249	KIT, S PUMP W/O MOTOR	563.07	087735105187	7	12	12	26
385310250	KIT, T PUMP W/O MOTOR	217.63	087735105194	7	24	12	12
385310252	KIT, DS2/4 SUCTION NOZZLE	162.36	087735105217	1	12	4	4
385310258	KIT, COMPRES NUT/ADJST CAP	7.67	087735111225	1	1	1	1
385310289	KIT, TW III 12 RELAY	43.76	087735102643	1	1	1	1
385310290	KIT, TW III 24 RELAY	48.36	087735105569	1	1	1	1
385310513	KIT, MAINTENENCE-B PUMP	211.87	087735105675	3	6	6	6
385310531	KIT, M PUMP MAINTENANCE	221.40	087735107129	3	6	6	6
385310532	KIT, DIP TUBE-M28 TANK	56.43	087735107136	2	3	3	12
385310533	KIT, MOUNTING-M28 TANK	32.24	087735107143	2	2	2	2
385310534	KIT, TOILET MOUNTING-M28	18.88	087735107150	2	2	2	2
385310535	KIT, OPTIONAL ELBOW-VG II	38.93	087735111232	1	4	2	2
385310539	KIT, DIP TUBE ASSEMBLY-VGII	50.67	087735107747	2	3	3	12
385310540	KIT, VACUUM SWITCH-VGII	139.33	087735107754	0.7	2	6	4
385310542	KIT, VACUUM GENERATOR II TANK	188.84	087735107761	9	12	12	24
385310545	KIT, SINGLE LEVEL CAP W/EXT	35.70	087735107822	1	2	2	2
385310550	KIT, FUNNEL-106 VACUFLUSH	170.42	087735108140	2	6	2	4
385310572	KIT, S.P. REPAIR-PARCH	26.02	087735108669	0.2	6	4	2
385310573	KIT, S.P. REPAIR-PLAT	26.02	087735108676	0.2	6	4	2
385310577	KIT, SANIPOTTIE ELBOW	29.94	087735108980	0.65	2	2	2
385310578	KIT, LEVER/CART-TALL BASE	69.09	087735109321	1	6	6	8
385310579	KIT, LEVER/CART-SHORT BASE	69.09	087735109338	1	7	5	4
385310580	KIT, ELBOW-08/48 OUTLET	13.34	087735109895	0.4	2	3	4
385310582	KIT, INDICATOR ASSY-SANISUMP	74.85	087735109901	1	6	2	2
385310583	KIT, SANI SUMP TANK w/VENT	49.52	087735109925	2	12	20	6
385310584	KIT, SANI SUMP ASSY LESS T12	434.11	087735109932	2	12	8	24
385310588	KIT, 511/2011 BASE-EBONY	303.98	087735110303	8	8	8	4
385310593	KIT, SHORT PEDAL COVER-EBONY	28.43	087735110327	2	5	3	3

Numeric List							
Item	Description	Retail	UPC	Weight	Length	Width	Height
385310600	KIT, SHORT BASE COVER-EBONY	34.54	087735110396	2	5	3	3
385310607	KIT, 506/1006 BASE-EBONY	303.98	087735110464	8	8	8	4
385310610	KIT, 506 BASE-TEAL	303.98	087735110495	8	8	8	4
385310613	KIT, 547/847 BASE COVER-BONE	36.57	087735110570	2	3	3	5
385310614	KIT, 547/847 BASE-BONE	297.08	087735110587	9	8	8	8
385310615	KIT,BOWL-1000/2000 WHITE	OBSOLETE-REPLACED BY 385310739					
385310626	KIT, SWITCH ASSEMBLY-VHT	OBSOLETE-REPLACED BY 385311436					
385310627	KIT, VACUUM RELIEF VALVE	116.31	087735110860	1	4	4	4
385310628	KIT, DIPTUBE ASSY (ELBOW)-VHT	65.64	087735110877	2.2	3	3	30
385310629	KIT, FULL INDICATOR-VHT	74.85	087735110884	0.2	3	3	3
385310630	KIT, VHT-MACHINED	251.02	087735110891	10	28	10	15.5
385310631	KIT, CONNECTING ROD-AIR PUMP	141.63	087735110907	1	3	3	3
385310632	KIT, VALVE REPL'MENT-AIR PUMP	OBSOLETE-REPLACED BY 385310723					
385310633	KIT, AIR PUMP BODY	OBSOLETE-REPLACED BY 385310642					
385310635	KIT, INLET ELBOW-UNISEAL	25.47	087735110976	0.8	3	3	3
385310636	KIT, VACUFLUSH STATUS PANEL-12	95.58	087735111157	2	3	3	3
385310637	KIT, VACUFLUSH STATUS PANEL-24	95.58	087735111164	2	3	3	3
385310638	KIT, DIP TUBE-VHT SWIVEL	47.19	087735111263	2	3	3	8
385310640	KIT, DIPTUBE-4012V HD	38.01	087735111324	1	2	2	22
385310642	KIT, VHT AIR PUMP-COMPLETE	427.20	087735111430	4	3	3	3
385310644	KIT, ECCENTRIC/SCREW-S/T PUMP	16.99	087735111621	1	1	1	1
385310645	KIT, TW III CAP W/O VENT-28HTS	138.18	087735111638	2	3	3	22
385310646	KIT, TW III CAP W/O VENT-40HTS	138.18	087735111645	2	3	3	22
385310647	KIT, DIPTUBE ASSY-28 HTS	42.61	087735111652	1	3	3	30
385310648	KIT, DIPTUBE ASSY-40 HTS	42.61	087735111669	1	3	3	30
385310649	KIT, SANI SUMP ASSY LESS T24	434.11	087735111690	2	12	6	6
385310650	KIT, SANISUMP CIR'BOARD ENC	66.79	087735111683	1	3	3	3
385310659	KIT, CIRCUIT BOARD ASSEMBLY	65.64	087735111973	1	3	3	3
385310660	KIT, DIP TUBE-UNIVERSAL	47.48	087735112031	1.9	24	4.75	4.75
385310662	KIT, TW I INDICATOR PANEL	48.36	087735112116	1	3	3	3
385310664	KIT, MOTOR-VHT	158.91	087735112253	0.2	3	3	3
385310665	KIT, 847 BASE-WHITE	291.33	087735112284	7	8	8	8
385310668	KIT, DIP TUBE-42HTS	OBSOLETE-REPLACED BY 385310660					
385310669	KIT, VG-42HTS 12VDC	1,143.41	087735112598	10	19	10	14
385310670	KIT, TW III CAP-42HTS	142.78	087735112635	3	3	3	22
385310671	KIT, 42HTS TANK-MACHINED	756.51	087735112628	10	43	18	28
385310672	KIT, VG-42HTS 24VDC @	1,143.41	087735112604	10	19	10	14
385310673	KIT, FILTER MOUNTING-HTS	30.67	087735112642	1	12	1	1
385310674	KIT, 547/847 BASE COVER-WHITE	35.70	087735112659	2	8	8	8
385310675	KIT, 3/4 LEVEL INDICATOR-VHT	74.85	087735112697	1	3	3	3
385310676	KIT, ECOVAC BOWL - WHITE	252.17	087735112772	30	18.25	14.5	6
385310677	KIT, BASE SEAL-W/PLASTIC DISK	OBSOLETE-REPLACED BY 385311462					
385310679	KIT, MOUNTING-ECOVAC - WHITE	7.48	087735112802	1	2	2	2
385310680	KIT, DISCHARGE 147/148-ECOVAC	33.02	087735112819	1	3	3	3
385310681	KIT, BALL/SHAFT/CART/ECOVAC	49.52	087735112826	0.4	3	3	3
385310682	KIT, ECOVAC PEDAL/CART-WHT	50.67	087735112833	1	6	3	3
385310683	KIT, SPRING CARTRIDGE-ECOVAC	23.73	087735112710	0.15	1	1	1
385310684	KIT, FLEX PROBE-45"	47.21	087735112727	1	1	1	45
385310685	KIT, ECOVAC RH DISC BASE-WHITE	252.17	087735112857	5.5	8	8	8
385310686	KIT, ECOVAC REAR DISC BASE-WHT	252.17	087735112864	8	8	8	8
385310687	KIT, VAC BRK-ECOVAC	27.17	087735112840	0.1	2	2	2
385310689	KIT, DB VLV 1-1/2"-BLACK BULK (50)	582.64	087735112987	2	8	8	5
385310690	KIT, INLET STRAIGHT 1-1/2"	23.00	087735113021	1	1.5	1.5	1.5
385310692	KIT, VG INLET 180 ELBOW	15.44	087735113069	0.9	1.5	1.5	1.5
385310694	KIT, 12VDC PUMP RELAY	96.38	087735113106	1	1	1	1
385310695	KIT, 24VDC PUMP RELAY	97.88	087735113090	1	1	1	1
385310696	KIT, ECOVAC VB COVER-WHITE	33.39	087735113120	1	2	2	2
385310697	KIT, SCOCK SW 60"DEUTC/36"LD	67.94	087735113137	1	3	3	3
385310698	KIT, SCOCK SW 60"DEUTC/108"LD	67.94	087735113144	0.5	3	3	3
385310699	KIT, TW CAP W/VENT-4068H	157.76	087735113182	1	3	3	3
385310700	KIT, TW CAP W/VENT-4068V	157.76	087735113199	1	3	3	3
385310701	KIT, DIPTUBE-4068H	OBSOLETE-REPLACED BY 385310660					
385310702	KIT, DIPTUBE-4068V	OBSOLETE-REPLACED BY 385310660					
385310703	KIT, HOLDING TANK-4068H	1,133.04	087735113229	50			
385310704	KIT, HOLDING TANK-4068V	1,089.28	087735113236	50			
385310707	KIT, DIP TUBE-18HTS	OBSOLETE-REPLACED BY 385310660					
385310708	KIT, ELBOW-1 1/2" SHORT INLET	46.06	087735113618	1	1.5	1.5	1.5

Numeric List							
Item	Description	Retail	UPC	Weight	Length	Width	Height
385310709	KIT, ELBOW 1 1/2" SWEEP-18HTS	39.14	087735113625	1	1.5	1.5	1.5
385310710	KIT, ELBOW 1 1/2" SWIVEL NUT	50.67	087735113632	1	1.5	1.5	1.5
385310711	KIT, TW CAP VENT-18HTS/DEUTSCH	153.15	087735113649	1	3	3	22
385310712	KIT, 18HTS TANK-MACHINED	597.62	087735113656	47	29	11.5	22
385310713	KIT, TW CAP W/VENT-18HTS	143.94	087735113694	5	3	3	22
385310714	KIT, HARNESS/DEUTSCH PLUGS 10'	93.28	087735113717	2	1	1	1
385310715	KIT, TW CAP W/O VENT-28HTS D'SCH	153.15	087735113731	2	3	3	22
385310716	KIT, TW CAP W/O VENT 42HTS D'SCH	153.15	087735113748	2	3	3	22
385310717	KIT, 12VDC VG W/DEUTSCH-42HTS	1,143.41	087735113755	12	19	10	14
385310718	KIT, 24VDC VG W/DEUTSCH-42HTS	1,294.24	087735113762	12	19	10	14
385310719	KIT, 28HTS TANK-MACHINED	613.73	087735113779	10	30	19	19.5
385310720	KIT, 40HTS TANK-MACHINED	748.44	087735113786	15	35	21	20
385310721	KIT, 24 CIRCUIT BOARD ASSM	81.75	087735113861	1	3	3	3
385310723	KIT, V' REPL-AIR PUMP OLD SYLE	41.45	087735113946	0.1	3	3	3
385310724	KIT, TM 6 PANEL - 12VDC	172.72	087735114028	1			
385310725	KIT, TM 6 PANEL - 24VDC	172.72	087735114035	1	2.44	4.75	2.88
385310728	KIT, S-PUMP Q'CON O'LET FITT	42.61	087735114707	1	3	3	3
385310729	KIT, CAP/HOSE-1 1/2"	13.02	087735114721	0.4	1.5	1.5	1.5
385310730	KIT, RV VACUFLUSH STATUS PANEL	130.12	087735114745	1	3	3	3
385310735	KIT, S'SUMP LESS T12/PROLINE	253.32	087735115049	2	12	6	6
385310738	KIT, INLET/SWIVEL EL-HUNTER	48.36	087735115353	1	1.5	1.5	1.5
385310739	KIT, BOWL - 500+ WHITE	437.55	087735115377	36.4	20.5	15.25	8
385310740	KIT, BOWL - 500+ BONE	437.55	087735115384	36.4	20.5	15.25	8
385310741	KIT, BOWL - 500+ PLATINUM	437.55	087735115391	36.4	20.5	15.25	8
385310742	KIT, BOWL - 500+ EBONY	543.49	087735115407	36.4	20.5	15.25	8
385310744	KIT, LEVER/CART-SHORT BASE	OBSOLETE-REPLACED BY 385310579					
385310745	KIT, 547+ BASE COVER - PLAT	35.70	087735115513	2	8	8	8
385310746	KIT, 547+ BASE COVER - EBONY	48.36	087735115520	2	8	8	8
385310748	KIT, 547+ BASE - PLATINUM	297.08	087735115544	9	8	8	8
385310749	KIT, 547+ BASE - EBONY	303.98	087735115551	9	8	8	8
385310752	KIT, HUSH FLUSH SEALS/EBONY	OBSOLETE-REPLACED BY 385343902					
385310754	KIT, DIPTUBE-LOW PROFILE VG	49.52	087735115681	2	3	3	22
385310755	KIT, TANK VG3-MACHINED	141.63	087735115698	8.75	20	10	7.5
385310758	KIT, FLOAT/STEM - BARBED	41.45	087735115810	1	2	2	3
385310759	KIT, BASE 110-WHITE	OBSOLETE-REPLACED BY 385310792					
385310760	KIT, BASE 110-BONE	OBSOLETE-REPLACED BY 385310793					
385310762	KIT, PEDAL ECOVAC/110-BONE	48.36	087735115971	1	6	3	3
385310767	KIT, DIP TUBE-10HTS	OBSOLETE-REPLACED BY 385310660					
385310768	KIT, EMPTY FLOAT-10HTS	75.99	087735116077	1	1.5	1.5	2
385310769	KIT, VACUUM PUMP 12VDC-10HTS	542.34	087735116084	8	16	7.5	7.5
385310771	KIT, 10HTS TANK-MACHINED	417.98	087735116107	10	32	11	16
385310772	KIT, EL/SWIVEL CONN/FOR U'SEAL	36.57	087735116114	0.7	1.5	1.5	3
385310773	KIT, RELAY-10HTS	85.21	087735116121	1	1	1	1
385310774	KIT, VGII PUMP ASSY - 12VDC	756.51	087735116138	8	16	7.25	7.5
385310775	KIT, VGII PUMP ASSY - 24VDC	756.51	087735116145	8	16	7.25	7.5
385310781	KIT, ECOVAC BOWL - BONE	252.17	087735116329	30	18	17	6
385310782	KIT, ECOVAC VB COVER - BONE	23.73	087735116336	0.5	8	8	4
385310783	KIT, ECOVAC RH DISH BASE/BONE	252.17	087735116343	4.9	8	8	8
385310784	KIT, ECOVAC RER DISH BASE/BONE	252.17	087735116350	4.9	18	12	12
385310785	KIT, MOUNTING-ECOVAC - BONE	6.22	087735116367	1	1	1	1
385310786	KIT, ECOVAC PEDAL/CART/BONE	OBSOLETE-REPLACED BY 385310762					
385310787	KIT, 45 INLET ELBOW/UNISEALS	26.02	087735116404	1	1.5	1.5	3
385310790	KIT, BOWL TRAVELER LITE/WHITE	256.78	087735116664	30	19.5	15	8
385310791	KIT, BOWL TRAVELER LITE/BONE	256.78	087735116671	30	19.5	15	8
385310792	KIT, BASE TRAVELER L'T 110/WHT	165.81	087735116688	5.25	8	8	8
385310793	KIT, BASE TRAVELER L'T110/BONE	165.81	087735116695	9	8	8	8
385310794	KIT, MOUNT TRAVELER L'T110/WHT	11.56	087735116701	1	1	1	1
385310795	KIT, VAC BREAKER COVER/TL/WHT	10.01	087735116718	0.058	3	3	3
385310796	KIT, VAC BREAKER COVER/TL/BONE	10.01	087735116725	0.05	3	3	3
385310798	KIT, 12VDC RELAY/6 PIN-VG	99.03	087735116770	1	1	1	1
385310799	KIT, 24VDC RELAY/6 PIN-VG	107.09	087735116787	1	1	1	1
385310800	KIT, TW CAP W/DEUTSCH-40HTS	OBSOLETE-REPLACED BY 385310916					
385310801	KIT, BASE TRAVELER L'T111/WHT	169.86	087735116824	5	8	8	4
385310802	KIT, BASE TRAVELER L'T111/BONE	169.86	087735116831	5	8	8	4
385310803	KIT, MNT TRAVELER L'T/110BONE	11.29	087735116848	1	8	8	8
385310805	KIT, BALL SEAL CLEANING	5.90	087735117449	0.2	3	3	3
385310807	KIT, VAC BRK'R ASY/PLUGIN BASE	43.76	087735117807	0.4	6	4	2

Numeric List							
Item	Description	Retail	UPC	Weight	Length	Width	Height
385310808	KIT, VAC BRK'K SPRAY/PLUGIN BS	47.21	087735117814	1	3	3	3
385310809	KIT, HAND SPRAY-CHROME	50.67	087735117821	0.5	3	3	3
385310812	KIT,BOWL MAGNUM OPUS BONE TALL	414.53	087735117852	55	23	15.5	17.25
385310813	KIT, MOUNT/MAGNUM OPUS/CHROME	14.50	087735117869	2	3	3	3
385310814	KIT, MOUNT/MAGNUM OPUS/GOLD	15.81	087735117876	2	3	3	3
385310819	KIT, BALL SEAL/MAGNUM OPUS	47.21	087735117920	0.35	6	6	6
385310821	KIT, WATER VALVE12/MAGNUM OPUS	OBSOLETE-REPLACED BY 385311709					
385310822	KIT, 12 MOTOR/MTG HARDWARE MO	437.55	087735117951	1	3	3	3
385310827	KIT, 12 CONTROL MODULE/MO VF	OBSOLETE-REPLACED BY 385310893					
385310828	KIT, 12 CONTROL MODULE/MO TRAV	OBSOLETE-REPLACED BY 385310892					
385310833	KIT, DNF PANEL/FULL FLOAT	56.43	087735117562	1	3	3	3
385310836	KIT, ELBOW-T PUMP	54.12	087735117616	1	3	1.5	1.5
385310837	KIT, DIP TUBE-35HT	OBSOLETE-REPLACED BY 385310660					
385310838	KIT, 35 HTS-MACHINED	322.41	087735117661	40	22.5	32	21.5
385310839	KIT, LEVEL INDICATOR-14"	29.13	087735117678	2	3	3	3
385310840	KIT, LEVEL INDICATOR 8"	28.43	087735117685	0.6	3	3	3
385310841	KIT, LEVEL INDICATOR 2 1/4"	28.43	087735117692	2	3	3	3
385310842	KIT, RELAY/BACKET-12VDC	50.67	087735117708	1	3	3	3
385310843	KIT, RELAY/BACKET-24VDC	50.67	087735117715	1	1	1	1
385310844	KIT, TANK INLET ELBOW-35HTS	42.61	087735117722	1	1.5	1.5	1.5
385310845	KIT,WATER VALVE 24/MAGNUM OPUS	OBSOLETE-REPLACED BY 385311710					
385310846	KIT, 24 MOTOR/MTG HARDWARE/MO	437.55	087735118071	3	3	3	3
385310847	KIT, 24 CONTROL MODULE/MO VACU	OBSOLETE-REPLACED BY 385310890					
385310851	KIT,ACCESS LID/MAGNUM OPUS WHT	96.72	087735118149	5	15.5	3	3
385310852	KIT,ACCESS LID/MAGNUM OPUS BON	96.72	087735118156	3.5	15.5	3	3
385310854	KIT,ACCESS LID MT/MAGNUM OPUS	96.72	087735118170	1	1	1	1
385310855	KIT, 500+ REINFORCEMENT-TALL	49.52	087735118286	1.5	8	8	8
385310856	KIT, 500+ REINFORCEMENT-SHORT	57.57	087735118293	1	8	8	8
385310864	KIT,ACCESS LID MAG OPUS/PLAT	96.72	087735118385	5	12	4	4
385310866	KIT,ACCESS LID/MAGNUM OPUS EBY	96.72	087735118408	5	12	4	2
385310867	KIT,BOWL MAGNUM OPUS PLAT TALL	427.20	087735118415	55	23	15.5	17
385310873	KIT,SPRAY-EBONY	50.67	087735118477	2	3	3	3
385310879	KIT, BASE ASSY/24/MO 3058	644.82	087735118620	25	8	8	8
385310882	KIT,H'DWARE/FLANG TRAVELER L'T	22.45	087735118941	1	6	6	6
385310883	KIT, 3/4" ELBOW/UNISEAL	7.48	087735119122	1	0.75	0.75	1
385310885	KIT, INLET ELBOW	15.44	087735119146	1	1.5	1.5	1.5
385310887	KIT,MAG OPUS C BOARD-12/TRAV	642.51	087735119290	0.8	3	3	3
385310888	KIT,MAG OPUS C BOARD-12 VF	683.96	087735119306	10	3	3	3
385310889	KIT, TANK FULL PANEL	26.02	087735119313	1	3	3	3
385310890	KIT,MAG OPUS C BOARD-24 VF	683.96	087735119320	10	3	3	3
385310891	KIT, BASE 711-M28 - BONE	246.41	087735119412	8	8	8	4
385310892	KIT, MOGR12 RETROFIT	702.39	087735119429	3	3	3	3
385310893	KIT, MOVF12 RETROFIT	702.39	087735119436	3	3	3	3
385310894	KIT, MOVF24 RETROFIT	702.39	087735119443	3	3	3	3
385310895	KIT, 7" EXT INLET ELBOW	14.50	087735119511	3	1.5	1.5	7
385310897	KIT,T-PUMP QUICK CONN ELBOW	34.54	087735119603	0.6	10	6	2
385310899	KIT, SP HINGE PINS-PARCH	5.06	087735119832	1	1	1	1
385310900	KIT, SP HINGE PINS-WHT	5.06	087735119849	1	1	1	1
385310902	KIT, S/T-PUMP REPAIR	18.88	713814040345	0.2	1	1	1
385310903	KIT, BASE 749-WHITE	291.33	713814040321	8	8	8	8
385310904	KIT, PEDESTAL COVER 49-WHITE	23.73	713814040338	2	8	8	8
385310905	KIT, LEVEL IND'C 42HTS	179.63	713814072018	3			
385310908	KIT, MO FLUSH SWITCH & CABLE	79.46	713814040437	0.5	2	2	2
385310909	KIT, HTS42 MID LEVEL INDIC'T	57.57	713814072025	1			
385310910	KIT, BASE '48/PLASTIC PED-WHT	187.70	713814040895	8	8	8	8
385310911	KIT, BASE 1049 - WHITE	297.05	713814040925	8	18	12	12
385310912	KIT, BASE 1049 - BONE	297.05	713814040932	8	8	8	8
385310913	KIT, PEDESTAL COVER 49 - BONE	50.67	713814040949	2	8	8	8
385310914	KIT, SWIVEL ELBOW - HTS c	58.73	713814040956	0.5	1.5	1.5	3
385310915	KIT, HTS42 EMPTY LEVEL INDIC'T	71.39	713814072032	1.5			
385310916	KIT, TW CAP 40 HTS W/DEUTSCH	140.48	713814041267	1.5			
385310918	KIT, TMG CONTROL MOD AS/SH/12	407.95	713814044039	1.8			
385310919	KIT, TMG CONTROL MOD AS/SH/24	407.95	713814044046	1.8			
385310920	KIT, TMG CONTROL MOD AS/MH/12	407.95	713814044053	1.8			
385310921	KIT, TMG CONTROL MOD AS/MH/24	407.95	713814044060	2	7.5	4.75	2.5
385310922	KIT, TMG CONTROL MOD MS/SH/12	407.95	713814044077	1.8			
385310923	KIT, TMG CONTROL MOD MS/SH/24	407.95	713814044084	1.8			

Numeric List							
Item	Description	Retail	UPC	Weight	Length	Width	Height
385310924	KIT, TMG CONTROL MOD MS/MH/12	407.95	713814044091	1.8			
385310925	KIT, TMG CONTROL MOD MS/MH/24	407.95	713814044107	1.8			
385310926	KIT, TMG CONT'L PNL AUTO START	306.34	713814044114	1.8			
385310927	KIT, TMG CONT'L PNL AUTO/SEA'K	306.34	713814044121	1.8			
385310928	KIT, TMG CONT'L PNL MAN START	306.34	713814044138	0.4	3.5	3.5	3.5
385310929	KIT, TMG CONT'L PNL MAN/SEA'K	306.34	713814044145	1.8			
385310930	KIT, T12-Q'CON IN/NIP OUT-REV	439.86	713814072049	7.6			
385310931	KIT, QUICK CONNECT ELBOW	39.14	713814072056	1			
385310932	KIT, TANK 4012-HTS EC	315.50	713814072063				
385310933	KIT, LEVEL IN'D 4012-MID	67.94	713814072070				
385310934	KIT, LEVEL IN'D 4012-EMPTY	54.12	713814072087	2			
385310935	KIT, VG EL OUTLET TO TANK	34.54	713814072094	0.3			
385310936	KIT, DISCHARGE 149-ECOVAC	39.14	713814072100	2	6	6	6
385310937	KIT, DIPTUBE 4012H	OBSOLETE-REPLACED BY 385310660					
385310938	KIT, INLET ELBOW 1"X 1-7/8"	35.70	713814072117	3	6	4	2
385310939	KIT, COM'P MTG INSERT HD TANK	34.54	713814072124	0.2			
385310943	KIT, BASE 606; 1606-WHITE	187.70	713814072155	5	18	12	12
385310944	KIT, FUNNEL 09 (3938 SEAL)	62.18	713814072162	2	8	8	4
385310945	KIT, T12-Q'CON IN/NIP OUT	479.00	713814049775	8	12	8	8
385310946	KIT, DIPTUBE 4020H	OBSOLETE-REPLACED BY 385310660					
385310947	KIT, TANK 4020-HTS-EC	396.10	713814049782	25	29.5	15	14
385310948	KIT, LEVEL IN'D 4020-EMPTY	69.70	713814049799	1	12	9	3
385310949	KIT, LEVEL IN'D 4020-MID	69.70	713814049805	1	7	5	4
385310951	KIT, TANK 28G-HTS-EC	517.01	713814049812	25	44	19	26
385310954	KIT, BALL/BRASS SHAFT/P CART.	49.52	713814049386	0.5	7	5	3
385310955	KIT, DISCHARGE HOSE HTS-EC	57.57	713814072179				
385310958	KIT, AD'J TANK LEVEL PROBE	43.76	713814041786	2	22	3	3
385310959	KIT, TANK FULL PROBE	47.21	713814041793	1	5	3	3
385310962	KIT, FLUSH HANDLE-CHROME (MO)	36.57	713814042431	4	3	3	3
385310963	KIT, FLUSH HANDLE-GOLD (MO)	36.57	713814042448	4	3	3	3
385310964	KIT, FLUSH MECH (MO)	99.03	713814042455	4	3	3	3
385310965	KIT, ROCKER ST'CH/CABLE (MO)	78.30	713814042462	2	3	3	3
385310966	KIT, WATER VALVE W/DRAIN CAP	43.76	713814042479	2			
385310968	KIT, MO FUNNEL 3006/3009	46.06	713814043988	1	5	5	5
385310969	KIT, MO HALFB'L/SHAFT AY-WHT	41.45	713814043971	2	3	3	3
385310971	KIT, MO HALFB'L/SHAFT AY-EBY^	44.92	713814043957	2	5	5	5
385310975	KIT, BASE LH WHITE-ECOVAC	252.17	713814072186	8	18	12	12
385310976	KIT, BASE LH BONE-ECOVAC	252.17	713814072193	8	18	12	12
385310977	KIT, 1-1/2" SWIVEL ELBOW	64.48	713814042783	2			
385310978	KIT, BASE 09 - BONE	294.77	713814043926	8	8	8	8
385311001	KIT, CON'TO ACCESS C'VR-WHT	89.81	713814044633	5	7	3	3
385311002	KIT, CON'TO ACCESS C'VR-BONE	89.81	713814044640	5	7	3	3
385311003	KIT, CON'TO FLUSH SWITCH	32.24	713814044657	0.5	3	3	3
385311004	KIT, CON'TO FLUSH ASSY	49.52	713814044664	0.3	5	5	5
385311005	KIT, CON'TO SEAT & LID-WHT	61.34	713814044671	7	20	14.75	4
385311006	KIT, CON'TO SEAT & LID-BONE	61.34	713814044688	7	20	14.75	4
385311007	KIT, CON'TO BOWL-WHT	427.20	713814044695	55	23	14.75	19
385311008	KIT, CON'TO BOWL-BONE	OBSOLETE-REPLACED BY 385311731					
385311009	KIT, PLUG IN BASE SEALS	36.57	713814044718	0.35	9	9	12
385311010	KIT, CON'TO SHAFT/HALF-BALL	42.61	713814044725	1.5	5	5	5
385311011	KIT, CON'TO L-BOLT/NUTS/WSHR	8.75	713814044732	1	2	2	2
385311012	KIT, CON'TO NYLON NUTS/WSHR	1.26	713814044749	1	1	1	1
385311013	KIT, CON'TO FLOOR FLANGE ADPT	37.75	713814044756	1.2	5	5	4
385311014	KIT, CON'TO FLUSH CABLE	50.67	713814044763	5			
385311015	KIT, CON'TO BASE PULLEY	43.76	713814044770	2			
385311016	KIT, CON'TO BASE BRACKET	50.67	713814044787	1.5			
385311017	KIT, CON'TO RETURN SPRING	42.61	713814044794	1			
385311018	KIT, PLUG-IN SUPPLY HOSE	33.39	713814044800	1	6	0.5	0.5
385311019	KIT, CON'TO WATER VALVE	OBSOLETE-REPLACED BY 385310821					
385311020	KIT, CON'TO MT'G HARD-CHR	11.29	713814044824	1.5	2	2	2
385311021	KIT, CON'TO MT'G HARD-GOLD	33.39	713814044831	1.5			
385311022	KIT, CON'TO MT'G HARD-BONE/WHT	32.24	713814044848	1.5			
385311023	KIT, CON'TO FLUSH H'DL-CHR	24.87	713814044855	4	3	2	2
385311025	KIT, CON'TO FLUSH H'DL-NICK	47.21	713814044879	4			
385311026	KIT, CON'TO VAC BREAKER	OBSOLETE-REPLACED BY 385310807					
385311027	KIT, CON'TO VAC BRK W/SPRAY	OBSOLETE-REPLACED BY 385310808					
385311028	KIT, CON'TO 3210 BASE	978.74	713814044909	6			

Numeric List							
Item	Description	Retail	UPC	Weight	Length	Width	Height
385311029	KIT, T-PUMP ELL-10HTS HULL TK	90.97	713814044930	0.5	1.5	1.5	1.5
385311030	KIT, DIPTUBE-10HTS HULL TK	OBSOLETE-REPLACED BY 385310660					
385311031	KIT, MID LEVEL FL'T 10G HULL	55.27	713814044954	0.25	2	0.75	0.75
385311032	KIT, EMPTY LEVEL FL'T 10G HULL	55.27	713814044961	0.25	2	0.75	0.75
385311033	KIT, 1" REDUCING ADAPTER	50.67	713814044978	0.5	2	1	1
385311034	KIT, TMG CONTROL MOD-GRADY WHT	553.86	713814044985	2	7.5	4.75	2.5
385311035	KIT, 42HTS VG INLET ASSY	44.92	713814047566	2	12	9	3
385311036	KIT, KEY-TM4 & TMG	6.22	713814045357	0.05	2	1	0.13
385311038	KIT, BASE 1007-WHITE	297.05	713814044251	8	8	8	8
385311039	KIT, BASE 1007-BONE	297.05	713814044268	8	8	8	8
385311040	KIT, VHT AP VALVE REP'L-ELX	36.85	713814046101	0.3			
385311041	KIT,CONVERSION S TO W-PUMP 12	899.29	713814044497	5	8.25	2.75	3
385311042	KIT,CONVERSION S TO W-PUMP 24	899.29	713814044503	5	8.25	2.75	3
385311043	KIT,CONVERSION S TO W-VG 12	899.29	713814044510	5	8.25	2.75	3
385311044	KIT,CONVERSION S TO W-VG 24	899.29	713814044527	5	8.25	2.75	3
385311050	KIT, BASE 3010 PLUGIN COMPLETE	421.10	713814045067	8.35	10	7.5	8.13
385311051	KIT, BASE 3010 ASSY	OBSOLETE-REPLACED BY 385311050					
385311052	KIT, BASE '48 PLUGIN	166.96	713814045081	22	15	12	10
385311053	KIT, BASE '06 PLUGIN	643.70	713814045098	22	15	12	10
385311054	KIT, BASE 3048 PLUGIN CP'T 12V	881.50	713814045104	22	10	7.5	8.13
385311055	KIT, BASE 3048 PLUGIN CP'T 24V	903.00	713814045111	8.05	10	7.5	8.13
385311056	KIT, PLUGIN BASE '48 ADAPTER	39.14	713814044916	1.35	10	7.5	7.5
385311057	KIT, 3600 CHINA MTG	11.56	713814045692	0.24			
385311058	KIT, 3600 CIRCUIT BOARD 12VDC	574.58	713814045708	1.291			
385311059	KIT, 3600 CIRCUIT BOARD 24VDC	574.58	713814045715	0.7			
385311060	KIT, 3600 COVER CIRCUIT BOARD	23.73	713814045722	1			
385311061	KIT, 3600 SEAT & C'VR-WHITE	59.88	713814045739	7.55			
385311062	KIT, 3600 SEAT & C'VR-BONE	59.88	713814045746	7.55			
385311065	KIT, W-SERIES MOTOR REP'L 12V	265.99	713814044572	5	8.25	2.75	3
385311066	KIT, W-SERIES MOTOR REP'L 24V	265.99	713814044589	5			
385311069	KIT, THR'D ELBOW W/HOSE ADAPT	26.02	713814047559	0.4	5	5	5
385311070	KIT, THR'D QUICK CON'T ADAPT	32.24	713814047542	0.5	7	5	4
385311071	KIT, CIR BOARD RETROFIT HARN	92.12	713814045128	0.5			
385311072	KIT, WATER LINE EXTENDER	24.87	713814045005	0.2	9	3	1.5
385311073	KIT, VENT ELBOW-BARBED	28.43	713814045036	0.5	1.5	1.5	1.5
385311074	KIT, VG OULET ASSY-4012 TK	43.76	713814045043	1	18	12	12
385311075	KIT, TANK FULL W/DEUTSCH	52.97	713814045050	0.5	0.5	0.5	2
385311076	KIT, DIPTUBE 4020V	OBSOLETE-REPLACED BY 385310660					
385311077	KIT, DIPTUBE 4015	OBSOLETE-REPLACED BY 385310660					
385311078	KIT, DIPTUBE 4030H	OBSOLETE-REPLACED BY 385310660					
385311079	KIT, BOWL 5000 SER-WHITE	187.70	713814045432	25.5	18.38	14.88	7.5
385311080	KIT, BOWL 5000 SER-BONE	187.70	713814045449	25.5	18.38	14.88	7.5
385311081	KIT, BASE '09/PLASTIC PED-WHT	187.70	713814045456	6.85	12.75	12.75	7
385311082	KIT, LEVEL IN'D (322503001)	95.58	713814047221	1	11.75	8.75	4.75
385311083	KIT, 5000 IN-LINE CHECK VALVE	OBSOLETE-REPLACED BY 385311384					
385311084	KIT, BASE '47/PLASTIC PED-WHT	177.33	713814045470	3			
385311085	KIT, BASE '47/PLASTIC PED-BONE	177.33	713814045487	3			
385311086	KIT, BASE '48/PLASTIC PED-BONE	187.70	713814045494	3	12.75	12.75	7
385311087	KIT, BASE '49/PLASTIC PED-BONE	177.33	713814045500	3			
385311088	KIT, BASE '06-BONE	187.70	713814045517	3	18	12	12
385311089	KIT, HD TK 1-1/2" HOSE REP'L	17.74	713814072209	1			
385311090	KIT, TWCAP W/D'TSCH(322505001)	102.49	713814045562	4	48	5	5
385311091	KIT, VENT ELBOW INLET 3/4"	32.24	713814045579	0.3			
385311092	KIT, INLET ELBOW W/SWIV CON	54.12	713814045586	1	5	4	7
385311094	KIT, BASE 1106-BONE	297.05	713814045777	3	12.75	12.75	4
385311095	KIT, HAND FLUSH LEVER	70.24	713814045784	2	4	4	1
385311096	KIT, LPVG REP'L TOP-MT VC SWT	457.14	713814045791				
385311097	KIT, DIPTUBE EXT (320101002)	40.30	713814045807	5	12	2	2
385311098	KIT, TANKMG FACEP/MAN-GRADY	117.44	713814045869	0.2			
385311099	KIT, ELBOW SWIVEL (SLIP X MPT)	84.06	713814045890				
385311100	KIT, LPVG-W-PUMP ASSY 24VDC	799.11	713814045906	8	10	6	6
385311101	KIT, INLET EL/1-1/2P-SANISUMP	46.06	713814047337	1	6	6	6
385311102	KIT, LEVEL IN'D (322506901)	165.81	713814046002	0.8			
385311103	KIT, SWITCH FLOAT & LOCK RING	40.30	713814046026	0.3			
385311104	KIT, LEVEL INDICATOR 5-1/2"EMP	70.24	713814046033	0.5	7	5	4
385311105	KIT, LEVEL INDICATOR 3-7/8" MID	70.24	713814046040	0.5	7	5	4
385311106	KIT, VENT FILTER BRACKET	36.85	713814046057	0.7			

Numeric List							
Item	Description	Retail	UPC	Weight	Length	Width	Height
385311107	KIT, LEVEL IND (600344923 TK)	95.58	713814046071	2			
385311108	KIT, DIPTUBE TO T12(381231127)	62.18	713814046088	2			
385311109	KIT, TRANS'N VGPLB(381231127)#	72.55	713814046095	0.5			
385311110	KIT, SEALING GROMMET 2"	11.29	713814046644	0.25	6	6	0.75
385311111	KIT, SEALING GROMMET 1-1/2"	7.48	713814046651	0.25	6	6	0.75
385311112	KIT, SEALING GROMMET 3/4"	7.48	713814046668	0.25	6	6	0.75
385311113	KIT, INLET FITTING 3/4"X1-7/8"	32.24	713814046675	0.5	6	4	2
385311114	KIT, INLET FITTING 30MMX1.5MPT	39.14	713814046682	0.8	7	5	4
385311115	KIT, INLET FITTING 30MM	42.61	713814046699	0.8	7	5	4
385311116	KIT, TWCAP MID/FULL(322402013)	67.94	713814046705	0.8	6	6	6
385311117	KIT, MOUNTING HARDWARE-210	27.17	713814046729	1	6	5	1
385311118	KIT,LEVEL IND DEUT E/M/F-4040H	95.58	713814046866	0.3			
385311119	KIT, PR PEDAL & COVER-WHT	33.39	713814046736	0.85	9	6	6
385311120	KIT, PR PEDAL & COVER-BONE	33.39	713814046743	0.85	9	6	6
385311121	KIT, PR PEDAL & CART-WHT	39.14	713814046750	1.3	9	6	6
385311122	KIT, PR PEDAL & CART-BONE	39.14	713814046767	1.3	9	5	5
385311123	KIT, VENT FILT INSTALL 3/4"	32.24	713814072216	1	3	3	12
385311124	KIT, HAND SPRAY-WHITE	25.47	713814046774	0.5	8.25	8.25	5
385311125	KIT, HAND SPRAY BRKT-EBONY	24.87	713814046781	0.5	6	4	2
385311126	KIT, BASE SHROUD-WHITE	34.54	713814046798	2	15	12	10.5
385311127	KIT, BASE SHROUD-BONE	34.54	713814046804	2	15	12	10.5
385311128	KIT, BASE 210-WHITE	165.81	713814046811	5	15	12	10.5
385311129	KIT, BASE 210-BONE	169.86	713814046828	6	20	20	12
385311130	KIT, LEVEL IND (381231698)	115.15	713814072223	1	11.75	8.75	4.75
385311131	KIT, HAND SPRAY BRKT-CHROME	24.87	713814047122	0.5	5	6	1
385311132	KIT, DIPTUBE XTRA-UNIVERSAL	71.39	713814046972				
385311133	KIT, LEVEL IN'D (322507001)	154.29	713814046989				
385311134	KIT, 180° ELBOW	17.74	713814047320	1	6	2.5	6
385311135	KIT, 1" ELBOW	17.74	713814047306	0.5	5	1.63	4.75
385311137	KIT, BASE 209 - WHITE	280.95	713814047252	10	20	20	12
385311138	KIT, BASE 248 - WHITE	280.95	713814047269	10	20	20	12
385311139	KIT, WALL MT SWITCH-GRAVITY	47.21	713814047573	0.65	8	8	5
385311140	KIT, WALL MT SWITCH-VF	79.46	713814047597	0.75	5	5	5
385311141	KIT, FLUSH HANDLE-NICKLE	56.43	713814047580	0.5	2	4	6
385311142	KIT, WIRE HR-9/319012001	71.39	713814072230	3	7	7	4
385311143	KIT, WIRE HR-PNL /319012001	24.87	713814072247	2	6	4	2
385311144	KIT, WIRE HR-FUL PNL/319012001	18.88	713814072254	2	6	4	2
385311145	KIT, VF STATUS PNL/319012001	158.91	713814072261	0.8	5	5	5
385311146	KIT, LEVEL IND(322405509/10)	77.15	713814047603	2	14	6	6
385311147	KIT, TW CAP W/O VENT(D) 4020H	164.67	713814047894	5	24	4.75	4.75
385311148	KIT, VT MANIFOLD (317729300)	644.82	713814047900	20	36.25	22	21.5
385311149	KIT, TW CAP W/O VENT(D) 4040H	142.78	713814047917	5	24	4.75	4.75
385311150	KIT, QUICK CON ELBOW ASSY	40.30	713814047924	0.5	6	4	6
385311151	KIT, 4040VG MANIF'D(322404001)	293.63	713814047931	20	36.3	22	21.5
385311152	KIT, QUICK CON EL INLET	61.03	713814047948	1	6	6	6
385311156	KIT, T24-Q'CON IN/NIP OUT-REV	439.86	713814047665	9	12	8	8
385311157	KIT, INLET ELBOW LPVG-HTANK	43.76	713814047689	1	7	5	43
385311158	KIT, BASE 168-WHITE	333.92	713814047719	6	18	12	12
385311159	KIT, LEVEL IN'D 35/28+HTS W/DT	161.20	713814047733	0.85			
385311160	KIT, VG MAN'F (381231754)	77.15	713814047771	1.5	15	12	10
385311161	KIT, VAC TESTER PLUG REP'L	47.21	713814047801	0.5	8	8	4
385311162	KIT, MTG HARDWARE VG TO HTS	15.44	713814072278	0.25			
385311163	KIT, MTG HARDWARE PUMP TO TANK	15.81	713814048808	0.08	6	6	0.5
385311164	KIT, SEALING GROMMET 1/2"	18.88	713814072285	0.05	6	6	0.75
385311165	KIT, LPVG12 REP'L-322405513/14	1,063.95	713814047870	21	32.75	10.88	16.5
385311166	KIT, TPUMP QUICK CON ADAPTER	62.18	713814047887	0.3			
385311167	KIT, 1/4 BEND DIPTUBE ELBOW	46.06	713814048013	2	6	4	2
385311168	KIT, LEVEL IN'D (322404004)	132.42	713814048020	0.5	6	4	2
385311169	KIT, INLET 45° 1-1/2"	41.45	713814048037	2	7	5	4
385311170	KIT, BASE '09 24VDC PLUGIN	680.50	713814072292	8	15	12	10
385311172	KIT, RETROFIT CIR'BD 3310/3410	445.62	713814048723	1	8	8	4
385311173	KIT, DB ELBOW (322022824)	47.21	713814048709	0.5	6	4	2
385311174	KIT, CONTROL MOD 3310/3410	362.72	713814048730	0.8	8	8	4
385311175	KIT, FLUSH ASSY 3310	88.67	713814048747	0.5	7	5	4
385311176	KIT, ROCKER SW'T W/CB 3310	67.94	713814048754	0.5	6	4	2
385311177	KIT, BASE 3310/3410PLUGIN CP'L	411.08	713814048761	8	15	12	10
385311178	KIT, LPVG24 REP'L-322405515/16	681.67	713814072308	12	32.75	10.87	16.5

Numeric List							
Item	Description	Retail	UPC	Weight	Length	Width	Height
385311179	KIT, PEDAL CV'R REP'L 210 WHT	21.83	713814072315	2	7	5.5	4.5
385311180	KIT, PEDAL CV'R REP'L 210 BONE	21.83	713814072322	0.25	6	4	2
385311181	KIT, CVT CAP & SEAL	33.39	713814049546	0.5	6	4	2
385311182	KIT, CVT HD TK-REP'L W/D'TUBE	538.88	713814049553	8	28.5	10.5	16.5
385311183	KIT, CVT VENT FILTER	48.36	713814049560	0.2			
385311184	KIT, CVT O'RING REPLACEMENT	34.21	713814049577	0.5	6	4	2
385311185	KIT, CVT SNAP ACTION SWITCH	33.39	713814049584	0.5	6	4	2
385311186	KIT, CVT CIRCUIT BOARD	34.21	713814049591	0.5	6	4	2
385311187	KIT, CVT VACUUM SWITCH ASSY	42.46	713814049607	1	6	6	6
385311188	KIT, CVT PUMP REBUILD	61.03	713814049614	1	6	4	2
385311189	KIT, CVT AIR PUMP COMPLETE	88.67	713814049621	1.5	6	6	6
385311190	KIT, CVT MOTOR REPLACEMENT	33.39	713814049638	2	6	4	2
385311191	KIT, CVT BASE TRACK	41.45	713814049645	1	18	12	12
385311192	KIT, CVT INLET ELBOW	48.36	713814049652	0.2			
385311193	KIT, CVT INLET STRAIGHT	46.06	713814049669	0.5			
385311194	KIT, CVT CORRUGATED HOSE	42.61	713814049676	0.5	6	4	2
385311195	KIT, CVT COMP'L DOCK UNIT-RV	414.53	713814049683	5	18	12	12
385311196	KIT, CVT PUMP BODY COVER	38.01	713814049690	0.5	6	6	6
385311197	KIT, CVT BOTTOM LATCH-RV	36.85	713814049706	0.5	6	4	2
385311198	KIT, CVT COMP'L DOCK UNIT-MAR	414.53	713814049713	5	18	12	12
385311199	KIT, CVT TOP LATCH RELEASE	33.39	713814049720	0.5	7	5	4
385311200	KIT, WALL MT SW'T-GRAV 18' MON	82.90	713814048792	0.65	6	6	6
385311201	KIT, BOWL 3606-WHITE	730.83	713814048778	47	26	20	26
385311202	KIT, BOWL 3606-BONE	730.83	713814048785	47	26	20	18
385311203	KIT, LEVEL IN'D (381231096)	157.76	713814072339				
385311204	KIT, HAND FLUSH LEVER/T-BIRD	178.48	713814072346	2	4	4	1
385311205	KIT, LEVEL IN'D 18HTS W/D'TSH	165.81	713814049010	4	24	4.75	4.75
385311206	KIT, VG OUTLET ASSY (18HTS)	70.24	713814049027	2.5	11.75	8.75	4.75
385311207	KIT, FULL FLOAT REPAIR 80HTS	89.81	713814049492	1			
385311208	KIT, DB VALVE 2" VG4-BLACK (2)	29.94	713814050016	0.15	4	4	2
385311209	KIT, 2" VALVE ADAPTER	33.39	713814050023	0.5	3	3	3
385311210	KIT, 2" TRANS FITTING TO 1.5"	33.39	713814050030	0.5	3	3	3
385311211	KIT, STR'GT HOSE FIT W/NUT-VG4	32.24	713814050047	1	7	6	2
385311212	KIT, 1-1/2" SWIVEL NUT	28.43	713814050054	0.5	3	3	2
385311213	KIT, PUMP MTG ORING TO TANK	28.43	713814050061	0.5	3	3	2
385311214	KIT, 2" DUCKBILL COLLAR	29.94	713814050078	0.5	3	3	3
385311215	KIT, SNAP-ON VAC SW'CH CVR-WHT	28.43	713814050085	0.5	5	3	3
385311216	KIT, VAC SWITCH ASSY SNAP-ON	125.51	713814050092	1	5	4	3
385311217	KIT, TANK ASSY-VG4	124.35	713814050108	8	15	8	10
385311218	KIT, ELBOW HOSE FIT W/NUT-VG4	32.24	713814050115	0.5	7	5	3
385311219	KIT, TANK SEAL-VG4	41.45	713814050122	0.5	21	16.5	1
385311220	KIT, JPUMP MTG HARDWARE	29.94	713814050139	1	6	5	1
385311221	KIT, JS12 PUMP VG4 REPLACEMENT	OBSOLETE-REPLACED BY 385311229					
385311223	KIT, PUMP COVER - JS	OBSOLETE-REPLACED BY 385311231					
385311224	KIT, S-SERIES MOTOR MTG HARD	29.94	713814050177	1	5	5	1
385311225	KIT, PUMP TOP-CLOSE W/SCREWS	42.61	713814050184	4	6	6	6
385311226	KIT, PUMP BELLOW CLAMP KIT	33.39	713814050191	1	7	5	2
385311227	KIT, JPUMP BODY	43.76	713814050207	1.5	10	10	8
385311228	KIT, RELAY HARNESS-322021012	81.75	713814049287	2	6	4	2
385311229	KIT, JW12 PUMP REPLACEMENT	363.00	713814050214	8	10	10	8
385311230	KIT, JW24 PUMP REPLACEMENT	806.02	713814050221	8	10	10	8
385311231	KIT, PUMP COVER - JW	34.54	713814050238	0.5	5	4	3
385311232	KIT, DIPTUBE WYE FITTING 21HTS	66.79	713814049423	1.5	12	9	3
385311233	KIT, SLIP SEAL 1-1/2" REP'L	28.43	713814049430	0.25	6	6	2
385311234	KIT, LEVEL IN'D W/DEUT-21HTS	94.42	713814049447	5	24	4.75	4.75
385311235	KIT, LEVEL IN'D - 21HTS	149.69	713814049454	2.5	24	4.75	4.75
385311236	KIT, VG4 TO HD TANK FITTING	54.12	713814049461	2	7	5	4
385311237	KIT, SLIP SEAL ADAPTER-VG4	27.17	713814049478	0.25	6	6	1
385311238	KIT, O'RING REP'L-VG4 FITTINGS	3.77	713814050245	0.25	6	6	0.5
385311239	KIT, 3/4 & FULL PNL-VIMAR 24V	90.97	713814049508	0.5	7	5	4
385311240	KIT, WIRE HARN 4'-GRADY WHT	40.30	713814072353	1	6	6	6
385311241	KIT, SEALING GROMMET 1"	35.70	713814049935	0.25	6	6	0.5
385311242	KIT, SEALING GROMMET 1-1/4"	42.61	713814049942	0.25	6	6	0.5
385311243	KIT, DIPTUBE ASSY-CVT	77.15	713814049737	2	14	6	6
385311244	KIT, DISCHARGE ELBOW-CVT	58.73	713814049744	1	14	6	6
385311245	KIT, DISCHARGE STR'T FIT-CVT	52.97	713814049751	1	14	6	6
385311246	KIT, CVT HOLDING TANK-RV	574.12	713814049768	8	28	11	16

Numeric List							
Item	Description	Retail	UPC	Weight	Length	Width	Height
385311247	KIT, 1-1/2 EL W/2 SWIVELS CON	69.09	713814049867	2	6	4	2
385311248	KIT, ELBOW TANK INLET 401208	51.82	713814049874	3	4	8	8
385311249	KIT, ELBOW 45° SWIVEL	48.36	713814050597	1.5	6	6	6
385311250	KIT, TW CAP ORING REP'L	28.43	713814049881	0.5	6	6	0.5
385311251	KIT, 90° ELBOW FITTING	41.45	713814049898	1	7	5	2
385311252	KIT, FLANGED ADAPTER FITTING	38.01	713814049904	0.25	7	5	3
385311253	KIT, ADJ IND'V LEVEL IND'C-12"	56.43	713814072360	4			
385311254	KIT, ADJ IND'V LEVEL IND'C 24"	57.57	713814072377	1.1	48	5	5
385311255	KIT, FLOOR FL'G SEAL & SPACER	27.17	713814050573	0.5	9	12	
385311256	KIT, SEAL/SPACER (BULK 100)	1,456.60	713814050580	50	26	20	22
385311257	KIT, VG MANIFOLD 322003901	137.03	713814050740	3			
385311258	KIT, FLOOR FLANGE SEAL-345059	OBSOLETE-REPLACED BY 385311267					
385311259	KIT, OUTLET ASSY-HD TK C4/TM09	32.24	713814072384	1	120	10	8
385311260	KIT, VG4 STR'GT CON-RIGID PL'B	54.12	713814050986				
385311261	KIT, VG4 ELBOW CON-RIGID PL'B	58.73	713814050993	0.3			
385311262	KIT, LEVEL IN'D(CHAP 10H/4012)	126.66	713814050832	0.5	6	4	2
385311263	KIT, RELAY 3/4-FULL ASSY	82.90	713814050849	0.5	6	4	2
385311264	KIT, 45° DIPTUBE FITTING	40.30	713814072391	1	7	5	4
385311265	KIT, TK INLT PLB-381231791/793	73.70	713814050917	0.3			
385311266	KIT, LEVEL IN'D(381231791/793)	126.66	713814050924	0.5	6	4	2
385311267	KIT, FLOOR FLANGE SEAL-3938	20.15	713814050931	0.5	12	9	1
385311268	KIT, VHT COVER	64.48	713814051020	0.5	10	10	5
385311269	KIT, SWIVEL DISCHARGE ELBOW	48.36	713814051037	1	6	4	2
385311270	KIT, VHT DIPTUBE	54.12	713814051044	4	14	10	6.5
385311271	KIT, LEVEL IN'D(CHAP381231794)	117.44	713814051051	3	7	7	4
385311272	KIT, 1-1/2" CLOSE NIP (MACH'N)	41.45	713814051082	0.5	2	2	2
385311273	KIT, LEVEL IN'D-319018005/006	163.51	713814051099	2	12	9	3
385311274	KIT, LEVEL IN'D (319018007/008	163.51	713814051129	4	24	5	5
385311275	KIT, VG4 MOUNTING HARDWARE	31.10	713814051136	1	6	4	1
385311276	KIT, VG4 OUTLET EL-42HTS	59.88	713814072407	1	7	5	4
385311277	KIT, PANEL-3/4 & FULL TW	160.05	713814051280	1	6	4	2
385311278	KIT, VG4 OUTLET ASSY-18HTS	88.67	713814072414	2.5	11.75	8.75	4.75
385311280	KIT, TANK LEVEL PNL 201	276.35	713814072421	3	7	5	4
385311281	KIT, TANK LEVEL PNL 202	191.14	713814072438	3	7	5	4
385311282	KIT, TANK LEVEL PNL 301	247.57	713814072445	0.7	7	5	4
385311283	KIT, TANK LEVEL PNL 302	162.36	713814072452	3	7	5	4
385311284	KIT, T-PUMP INLET (319019001)	93.28	713814051389	5	20	12	8
385311285	KIT, LEVEL IN'D (322007001)	165.81	713814072469	2	12	9	3
385311286	KIT, BASE 711-M28 - WHITE	246.41	713814051587	5	10	12	15
385311287	KIT, M28 TANK-WHITE	356.96	713814051594	19	19.5	18	12
385311288	KIT, LEVEL INDICATOR 3-5/8"	62.53	713814051747	1	6	4	2
385311289	KIT, VG4(2) OUTLET ASSY	120.91	713814051754	5	15	12	10
385311290	KIT, ROCKER SWITCH-4300	69.09	713814051785	1	6	4	3
385311291	KIT, FLUSH ASSY 4310	84.06	713814051792	1	6	4	2
385311292	KIT, BASE RING INSERT	32.24	713814051808	0.5	7	5	1
385311293	KIT, BASE 4310/4410 ASSY	137.03	713814051815	8	10	12	15
385311294	KIT, O'RING PLUG-IN BASE	3.59	713814051822	0.5	6	6	1
385311295	KIT, MTG BRACKET 4300/4400	74.85	713814051839	3	12	9	3
385311296	KIT, ROTOR SHAFT CAM 4300/4400	35.70	713814051846	1	6	6	1
385311297	KIT, LINKAGE SPRING 4300/4400	35.70	713814051853	0.5	6	6	1
385311298	KIT, TERM BLK/WIRING 4300/4400	127.82	713814051860	1	6	4	2
385311299	KIT, MTR DRIVE ARM 4300/4400	34.21	713814051877	1	6	6	1
385311300	KIT, MOTOR REP'L 4300/4400	122.06	713814051884	3	6	6	6
385311301	KIT, OVERRIDE SPRING 4300/4400	103.63	713814051891	2	6	4	2
385311302	KIT, OVERRIDE ASSY 4300/4400	44.92	713814051907	2	6	4	2
385311303	KIT, LINKAGE DRIVE 4300/4400	38.01	713814051914	2	8	8	4
385311304	KIT, BASE 4300/4400 COMPLETE	455.98	713814051921	7.2	10	12	15
385311305	KIT, DTM04 PNL/HARN 8-PIN DEUT	209.56	713814052041	0.5	7	5	4
385311306	KIT, VG4 INLET (322404005)	107.09	713814052010	4	12	12	12
385311307	KIT, VG4 PLUMB (322404006) ^	103.63	713814052133	4	9.25	9.25	4
385311308	KIT, TANK INLET (322404006)	46.06	713814052140	2	7	5	4
385311309	KIT, 3-WAY 1-1/2FPT-PAD HAND	OBSOLETE-REPLACED BY 385311475					
385311310	KIT, TPUMP-VALVE FIT/322404006	66.79	713814052164	4	6	6	6
385311311	KIT, T24 W/HARNESS (322404006)	563.07	713814052171	8	10	8	8
385311312	KIT, BASE 3606 PLUGIN CP'T 12V	881.50	713814052027	8	15	12	10
385311313	KIT, BASE 3606 PLUGIN CP'T 24V	881.50	713814052034	8	15	12	10
385311314	KIT, PUMP COVER - SS	OBSOLETE-REPLACED BY 385311323					

Numeric List							
Item	Description	Retail	UPC	Weight	Length	Width	Height
385311315	KIT, NIPPLE-RH THREADS	32.24	713814052201	0.5	3	2	2
385311316	KIT, VALVE ADAPTER-RH THREADS	32.24	713814052218	0.5	3	2	2
385311317	KIT, PUMP ADAPT TO DIPTUBE FIT	43.76	713814052225	0.5	3	2	2
385311318	KIT, TANK MTG SPINDLE	34.54	713814052232	0.5	2	2	2
385311319	KIT, 210 WHT/SHIP-LOOSE ITEMS	43.76	713814052058	2	8	8	2
385311320	KIT, 210 BONE/SHIP-LOOSE ITEMS	43.76	713814052065	2	8	8	2
385311321	KIT, 110 WHT/SHIP-LOOSE ITEMS	42.61	713814052072	2	8	8	2
385311322	KIT, 110 BONE/SHIP-LOOSE ITEMS	42.61	713814052089	2	8	8	2
385311323	KIT, PUMP COVER - SW	39.14	713814052119	1	5	5	2
385311324	KIT, SPUMP TOP CLOSE W/SCREWS	41.45	713814052256	3	6	6	6
385311326	KIT, CVT HD TANK REPL	419.13	713814072476	9	20	10.5	12
385311327	KIT, DB VALVE 1-1/2"-RED (2)	27.17	713814052492	0.25	6	4	2.5
385311328	KIT, SWIVEL ELBOW ASSY	56.43	713814052621	1	6	4	2
385311329	KIT, 1-1/2" PUMP ELBOW	87.51	713814052638	1	6	6	6
385311330	KIT, VENT ELBOW - 1-1/2"	44.92	713814052539	2	6	6	6
385311331	KIT, TKMGR WIRE HARNESS - 10'	110.54	713814052546	5	6	6	6
385311332	KIT, LEVEL IN'D (381231821)	132.42	713814052560	3	12	9	3
385311333	KIT, TRANS'N VG PLB(381231821)	74.85	713814052577	2	12	9	3
385311334	KIT, TRANS TPUMP PLB-381231821	79.46	713814052584	5	18.5	4.75	20
385311335	KIT, QK CON'T EL W/ ADPT	58.73	713814052669	1	6	6	6
385311336	KIT, VG MANIFOLD 322504001	46.06	713814052676	1	6	6	6
385311337	KIT, INLET ELBOW W/ ADAPT	85.21	713814052683	3	15.75	14.62	2.18
385311338	KIT, QK CON'T ELBOW	57.57	713814052690	1	6	6	6
385311339	KIT, RELAY-TK FULL (381233216)	108.24	713814052720	1.5	6	4	2
385311340	KIT, LEVEL IN'D (381231823/82)	133.57	713814052775	1	6	4	2
385311342	KIT, 180° INLET	57.57	713814052799	2	6	6	6
385311343	KIT, VGLP MANIFOLD (322502701)	103.63	713814052805	5	8	8	4
385311344	KIT, THREADED TANK INLET	48.36	713814052812	2	6	6	6
385311345	KIT, ASSY T-FITTING(322502701)	64.48	713814052829	3	8	8	4
385311346	KIT, TWCAP W/D'TSCH(322502701)	138.18	713814052836	1	24	4.75	4.75
385311347	KIT, TRANS'N VG PLB(381231127)	62.18	713814072483	3	12	9	3
385311348	KIT, TANK INLET	42.61	713814053147	1.5	7	5	4
385311349	KIT, VG MANIFOLD 322007301	112.84	713814053178	4	15	12	10
385311350	KIT, TW CAP-322007301	145.09	713814053185	1.5			
385311351	KIT, INDLV FW-M4.375/E8.750	117.44	713814054212	1	24.5	5	5
385311352	KIT, INDLV FW-M3.250/E6.875	117.44	713814054229	1	24.5	5	5
385311353	KIT, INDLV FW-M3.500/E5.250	126.66	713814054236	1	24	5	5
385311354	KIT, INDLV FW-M5.375/E10.750	118.60	713814054243	1	24.5	5	5
385311355	KIT, INDLV FW-M10.000/E22.500	130.12	713814054250	1			
385311356	KIT, INDLV FW-M7.250/E13.750	118.60	713814054267	1	24.5	5	5
385311357	KIT, INDLV FW-M6.250/E12.500	118.60	713814054274	1			
385311358	KIT, INDLV FW-M4.250/E9.000	117.44	713814054281	1	24.5	5	5
385311359	KIT, INDLV WT-M5.375/E10.750	117.44	713814054298	1	24.5	5	5
385311360	KIT, INDLV WT-M3.250/E6.875	117.44	713814054304	1	24.5	5	5
385311361	KIT, INDLV WT-M4.625/E9.250	117.44	713814054311	1	24.5	5	5
385311362	KIT, INDLV WT-M3.500/E5.250	126.66	713814054328	1	9	5.5	5.5
385311363	KIT, INDLV WT-M4.375/E8.750	117.44	713814054335	1	24.5	5	5
385311364	KIT, INDLV WT-M1.875/E3.750	116.31	713814054342	1	24.5	5	5
385311365	KIT, INDLV WT-M3.500/E7.250	117.44	713814054359	1	24.5	5	5
385311366	KIT, INDLV WT-M5.500/E10.000	117.44	713814054366	1	24.5	5	5
385311367	KIT, VG OUTLET FITTING EXT	50.67	713814053277	1	6	4	2
385311368	KIT, SW'VL EL DIPTUBE EXT.	85.21	713814053284	5	4.75	4.75	24
385311369	KIT, LEVEL IN'D 27HTS W/DT	134.73	713814072490	2	24	4.75	4.75
385311370	KIT, LEVEL IN'D HTS W/DT-4020	131.26	713814072506	3	8	8	4
385311371	KIT, LEVEL IN'D (322504601/02)	148.54	713814072513	3	8	4	8
385311372	KIT, LEVEL IN'D (322502901/02)	130.12	713814072520	2	6	6	6
385311373	KIT, LEVEL IN'D (322405513/14)	130.12	713814072537	4	24	4.75	4.75
385311374	KIT, LEVEL IN'D(318018005/06)N	169.27	713814072544	3			
385311375	KIT, LEVEL IN'D (322503401/02)	146.24	713814072551	2	6	4	2
385311376	KIT, LEVEL INDICATOR HOLE PLUG	36.85	713814053628	0.5	10	6	0.5
385311377	KIT, LEVEL IN'D (35G HULL)	134.73	713814072568	3	24	4.75	4.75
385311378	KIT, BOWL 4800 SHORT-WHITE	619.10	713814053635	25	26	20	21
385311379	KIT, BOWL 4800 SHORT-BONE	619.10	713814053642	25	26	20	21
385311380	KIT, BOWL 4800 TALL-WHITE	619.10	713814053659	30	26	20	21
385311381	KIT, BOWL 4800 TALL-BONE	619.10	713814053666	30	26	20	21
385311382	KIT, SEAT-CV'R 4800-WHITE	OBSOLETE-REPLACED BY 385311618					
385311383	KIT, SEAT-CV'R 4800-BONE	120.91	713814053680	5.5	16	15	3

Numeric List							
Item	Description	Retail	UPC	Weight	Length	Width	Height
385311384	KIT, CHECK VALVE W/CORR'G HOSE	82.90	713814053697	0.4	6	4	2
385311385	KIT, WATER VLV 4800-12VDC	123.22	713814053703	2	6	4	2
385311386	KIT, WATER VLV 4800-24VDC	124.35	713814053710	2	6	4	2
385311390	KIT, MOTOR REP'L 4800-24VDC	119.75	713814053758	2	6	6	6
385311391	KIT, TERMINAL BLK WIRING 4800	OBSOLETE-REPLACED BY 385311690					
385311392	KIT, DRIVE LINKAGE 4800	36.85	713814053772	1	7	5	4
385311393	KIT, FLUSH SPRING 4800	39.14	713814053789	0.5	6	6	1
385311394	KIT, MTG BRACKET 4800	65.64	713814053796	1	7	5	4
385311395	KIT, BASE 4806 PLUGIN COMP-12V	768.75	713814053802	6.5	18	12	12
385311396	KIT, BASE 4806 PLUGIN COMP-24V	768.75	713814053819	6	18	12	12
385311397	KIT, BASE 4809 PLUGIN COMP-12V	768.75	713814053826	5	18	12	12
385311398	KIT, BASE 4809 PLUGIN COMP-24V	768.75	713814053833	5	18	12	12
385311399	KIT, BASE 4848 PLUGIN COMP-12V	768.75	713814053840	7	18	12	12
385311400	KIT, BASE 4848 PLUGIN COMP-24V	768.75	713814053857	7	18	12	12
385311401	KIT, SEAT-CV'R 210W/111W-WHT	OBSOLETE-REPLACED BY 385343829					
385311402	KIT, SEAT-CV'R 210W/111W-BONE	OBSOLETE-REPLACED BY 385343831					
385311403	KIT, LEVEL IN'D (322402016)	133.57	713814054052	4	24	4.75	4.75
385311404	KIT, 180° INLET EL/SWIVEL NUT	75.99	713814054069	3	6	6	6
385311405	KIT, DIPTUBE EXT (322402016)	70.24	713814054076	4	24	4.75	4.75
385311406	KIT, LEVEL IN'D (28+ HTS)	134.73	713814072575	4	24	4.75	4.75
385311407	KIT, BOWL SEALS (BULK/50)	1,478.47	713814054557	23.6	15	12	10
385311408	KIT, BASE 4806COMP-12V-T'BIRD	OBSOLETE-REPLACED BY 385311395					
385311409	KIT, WALL MT SWITCH-GR/FL ONLY	54.12	713814054472	1	6	4	2
385311410	KIT, DB VLV 2" VG4-BULK-50/4PK	2,685.20	713814054601	5	8	8	5
385311411	KIT, UNIV DIPTUBE W/SWIVEL CON	79.46	713814054670	5	24	4.75	4.75
385311412	KIT, VG MANIFOLD 322504802	124.35	713814054687	3	8	8	4
385311413	KIT, OUTLET ASSY-STGT/SWVL CON	58.73	713814054694	4	6	6	6
385311414	KIT, VG OUTLET 322501401	70.24	713814054724	4	6	6	6
385311415	KIT, T-PUMP OUTLET 322501401	59.88	713814054731	4	7	5	4
385311416	KIT, LEVEL IN'D (322501401)	87.51	713814054748	4	6	4	2
385311417	KIT, BASE DRIVE ARMS	61.03	713814072582	1	6	4	2
385311418	KIT, 1" T-PUMP FIT - ELBOW	124.35	713814055165	1	6	4	2
385311419	KIT, 1" T-PUMP FIT-STRAIGHT	101.33	713814055172	1	8	8	4
385311420	KIT, SNAP-ON VAC SW'CH CVR-BLK	32.24	713814055035	0.5	6	5	3
385311421	KIT, DIPTUBE W/SWIVEL NUT	57.57	713814072599	4	24	4.75	4.75
385311422	KIT, PUMP COVER - TW	39.14	713814055271	0.5	2	3	4
385311423	KIT, TPUMP CONV S TO W - 12VDC	265.99	713814055288	5.75	9	5.5	5.5
385311424	KIT, TPUMP CONV S TO W - 24VDC	265.99	713814055295	8	9	5.5	5.5
385311426	KIT, 1-1/2" SWIVEL ELBOW	57.57	713814055189	2	6	6	6
385311427	KIT, EL TANK INLET LPVG 401208	59.88	713814055196	3	24	4.75	4.75
385311428	KIT, VENT FIT/ STRAIGHT 3/4"	34.54	713814055202	0.5	6	4	1
385311429	KIT, LINKAGE GUIDE BRACKET	11.86	713814055394	0.5			
385311430	KIT, LEVEL IN'D (322002504)	145.67	713814055561	5	24	4.75	4.75
385311432	KIT, LEVEL IN'D (322508601/02)	141.63	713814055646	3	24	4.75	4.75
385311433	KIT, LEVEL IN'D (322503401/02)	87.51	713814055769	1	6	4	2
385311434	KIT, VENT ELBOW 1-1/2"	46.06	713814055776	1	6	4	2
385311435	KIT, VT4500 DIPTUBE W/ELBOW	62.18	713814055875	5	24	4.75	4.75
385311436	KIT, VACUUM SWITCH	115.15	713814055882	0.75	6	6	6
385311437	KIT, VT4500 MOUNTING FOOT	35.70	713814055899	4	100	6	2
385311438	KIT, VT4500 MOTOR ASSY	201.52	713814055905	6	6	6	6
385311439	KIT, VT4500 MOTOR REP'L	131.26	713814055912	6	7	5	4
385311440	KIT, VT4500 AIRPUMP ASSY	88.67	713814055929	1	6	4	2
385311441	KIT, VT4500 DIPTUBE STRAIGHT	100.18	713814055936	4	12	9	3
385311442	KIT, VT4500 ECCENTRIC KIT	88.67	713814055943	4	7	5	1
385311443	KIT, 3/4-FULL PNL & HARNESS	104.79	713814055950	5	7	5	4
385311444	KIT, VT4500 DIPTUBE 3W/SWIVEL	103.63	713814055967	4	12	9	3
385311445	KIT, SLIP-ON ADPT LH THREADS	58.73	713814055974	1	7	5	2
385311446	KIT, BASE 157-WHT	OBSOLETE-REPLACED BY 385310685					
385311447	KIT, BASE 157-BONE	OBSOLETE-REPLACED BY 385310783					
385311448	KIT, PEDAL 157/158/159-WHT	OBSOLETE-REPLACED BY 385310682					
385311449	KIT, PEDAL 157/158/159-BONE	OBSOLETE-REPLACED BY 385310762					
385311450	KIT, AIRPUMP & MOTOR COMP'T	298.23	713814056025	6	10	10	5
385311451	KIT, BASE 158-WHT	OBSOLETE-REPLACED BY 385310686					
385311452	KIT, BASE 158-BONE	OBSOLETE-REPLACED BY 385310784					
385311453	KIT, BASE 159-WH	OBSOLETE-REPLACED BY 385310975					
385311454	KIT, BASE 159-BONE	OBSOLETE-REPLACED BY 385310976					
385311455	KIT, VT4511 DISCHARGE ELBOW	51.82	713814072605	2	7	5	2

Numeric List							
Item	Description	Retail	UPC	Weight	Length	Width	Height
385311456	KIT, CHECK VALVE	77.15	713814056124	0.25	6	4	2
385311457	KIT, LEVEL IN'D (314115324)	70.24	713814056087	1	6	4	2
385311458	KIT, MACH'D SSUMP TK-314115324	201.52	713814056094	1	10	10	5
385311459	KIT, SSUMP LESS PUMP-314115324	1,129.59	713814056100	4	10	10	5
385311460	KIT, INLET ASSY VG4 TO TK (39)	72.55	713814056155	1	12	9	3
385311461	KIT, 3-WAY VALVE MANF'D 504901	115.15	713814056179	4	12	9	3
385311462	KIT, SEAL NO HOLES 2001 & NEWR	35.70	713814065591	0.6	6	6	6
385311463	KIT, 4800 CHINA MTG	26.25	713814056315	0.5	6	6	2
385311464	KIT, LEVEL IN'D (18 HTS)	137.03	713814056377	3	4.75	4.75	4.75
385311465	KIT, INLET EXT-VG4	78.30	713814056360	1	7	5	4
385311466	KIT, DIPTUBE EXT'N 322001001	58.73	713814056759	2	7	5	4
385311467	KIT, DB-90° ELBOW INLET	66.79	713814056766	1	7	5	4
385311468	KIT, INDLV FW-M7.000/E15.500	112.84	713814056780	1	24	5	5
385311469	KIT, INDLV WT-M6.000/E13.000	111.69	713814056797	1	24	5	5
385311470	KIT, INDLV GW-M2.000/E4.500	110.54	713814056803	1	24	5	5
385311471	KIT, BASE ASSY MO3011(PLUGIN)	627.55	713814065614	8	12	15	10
385311472	KIT, FIT'G STRAIGHT 1-1/2"MPT	50.67	713814065621	0.5	7	5	2
385311473	KIT, VG TANK INLET CONNECTION	64.48	713814065638	1	7	5	4
385311474	KIT, LPVG PLUMBING-381231132	85.21	713814065737	3	120	9	3
385311475	KIT, VALVE 3-WAY 1-1/2FPT	206.12	713814065744	2	600	6	6
385311476	KIT, SWIVEL CONNECT/ADPT	79.46	713814065751	2	8	8	4
385311477	KIT, PANEL CV'R DTM04-BLK	54.12	713814065768	0.13	6	4	2
385311478	KIT, PANEL CV'R DTM04-WHT	54.12	713814065775	0.13	6	4	2
385311479	KIT, PANEL CV'R DTM08-BLK	54.12	713814065782	0.13	6	4	2
385311480	KIT, PANEL CV'R STM08-WHT	54.12	713814065799	0.13	6	4	2
385311481	KIT, PANEL CV'R DTM12-BLK	54.12	713814065805	0.13	6	4	2
385311482	KIT, PANEL CV'R DTM12-WHT	54.12	713814065812	0.13	6	4	2
385311483	KIT, CIRCUIT PNL-DTM04	120.91	713814065829	0.25			
385311484	KIT, CIRCUIT PNL-DTM08	123.86	713814065836	0.25	6	4	2
385311485	KIT, CIRCUIT PNL-DTM12	120.91	713814065843	0.25	6	4	2
385311486	KIT, BENT LEVER/CART-SH'T BASE	72.55	713814065850	1	6	6	8
385311488	KIT, LEVEL IN'D (322506903/04)	135.87	713814065942	2	24	4.75	4.75
385311489	KIT, LEVEL IN'D (322502701)	141.39	713814066055	2	12	9	3
385311490	KIT, LEVEL IN'D 10HTS W/AMP	128.97	713814066161	1	12	9	3
385311491	KIT, 90° VENT FILTER ELBOW	54.12	713814066123	0.5	6	6	1
385311492	KIT, DIPTUBE ASSEMBLY-SHORT	56.77		5	8	8	4
385311493	KIT, TANK LEVEL PNL 201-WHT	298.23	713814066185	3	7	5	4
385311494	KIT, TANK LEVEL PNL 202-WHT	206.12	713814066192	3	7	5	4
385311495	KIT, TANK LEVEL PNL 301-WHT	206.12	713814066208	3	7	5	4
385311496	KIT, TANK LEVEL PNL 302-WHT	206.12	713814066215	3	7	5	4
385311497	KIT, PL'B ASSY (381231196)	142.78	713814066239	5	15	12	10
385311498	KIT, LEVEL IN'D/115TK-345676	137.03	713814066246	3	24	4.75	4.75
385311499	KIT, INLET ELBOW 4"	61.03	713814066253	2	6	6	6
385311500	KIT, LEVEL IN'D (322407003)	130.12	713814066307	3	24	4.75	4.75
385311501	KIT, RETROFIT TW4 TO DTM	40.30	713814067359	1	6	4	2
385311502	KIT, SANISUMP INLET 314115412	92.12	713814066321	4	8	8	4
385311503	KIT, SSUMP TANK MACH 314115412	195.74	713814066338	4	15	12	10
385311504	KIT, SSUMP 1-1/2" INLET-115412	64.48	713814066345	3	8	8	4
385311506	KIT, SSUMP TK LESS 12V P-412	1,363.33	713814066369	6	15	12	10
385311507	KIT, LPVG W/AMP(322503504/05)	1,054.74	713814066741	13	32.75	11	16.5
385311508	KIT, T12 W/AMP (322503504/05)	347.74	713814066758	7	12	8	8
385311509	KIT, LEVEL IN'D AMP/503504/05	128.97	713814066765	3	12	9	4
385311510	KIT, TANK SANISUMP (314115512)	66.79	713814067199	4	18	12	12
385311511	KIT, MTG BRKT SSUMP(314115512)	130.12	713814067205	5	28.5	10	16
385311512	KIT, CONTROL MOD(314115512)	198.05	713814067212	3	10	10	5
385311513	KIT, LEVEL IN'D (28 HTS)	132.42	713814067229	2	12	9	3
385311520	KIT, PT COVER/SEAT-PARCH	30.31	713814067632	1.5			
385311521	KIT, PT COVER/SEAT-PLAT/WHT	30.31	713814067649	1.5			
385311522	KIT, PT 962 HOLDING TK-PARCH	47.56	713814067656	2.917			
385311523	KIT, PT 962 HOLDING TK-PLAT	47.56	713814067663	2.917			
385311524	KIT, PT 966 HOLDING TK-PARCH	78.30	713814067670	4.5			
385311525	KIT, PT 966 HOLDING TK-PLAT	78.30	713814067687	4.5			
385311528	KIT, AIRPUMP ASSY 970	38.01	713814067762	0.5			
385311529	KIT, SEAT & COVER 970	29.59	713814067779	1.5			
385311530	KIT, WATER CAP 970	10.01	713814067786	0.1	6	5	2
385311531	KIT, TOP TANK ASSY 970	81.90	713814067793	7			
385311532	KIT, HD TK SPOUT CAP 970	11.29	713814067809	0.5			

Numeric List							
Item	Description	Retail	UPC	Weight	Length	Width	Height
385311533	KIT, HD TK SPOUT & CAP 970	11.28	713814067816	0.5			
385311534	KIT, HD TK 972/974 - TAN	57.81	713814067823	3.62			
385311535	KIT, HD TK 972/974 - GRAY	57.81	713814067830	3.62			
385311536	KIT, HD TK 975/976 - TAN	78.30	713814067847	4.266			
385311537	KIT, HD TK 975/976 - GRAY	78.30	713814067854	4.266			
385311538	KIT, LOCKING HANDLE/970 - TAN	13.02	713814067861	0.161			
385311539	KIT, LOCKING HANDLE/970 - GRAY	13.02	713814067878	0.131			
385311540	KIT, PEDESTAL COVER-500H/WHT	33.39	713814067946	5	12	18	18
385311541	KIT, PEDESTAL COVER-500H/BONE	33.39	713814067953	5	12	18	18
385311542	KIT, VAC BRK W/SP DIVERter	50.67	713814067960	2	6	4	2
385311543	KIT, VAC BRK W/SP DIVERter-CHR	51.82	713814067977	3	12	9	3
385311544	KIT, VAC BRK W/SP DIVERter-EBY	67.49	713814067984	3	12	9	3
385311545	KIT, WATER VALVE ASSY-12V	109.25	713814067991	0.5	6	4	2
385311546	KIT, WATER VALVE ASSY-24V	140.32	713814068004	0.6	6	4	2
385311547	KIT, SUPPLY HOSE-4800	87.83	713814068011	0.4	12	9	2
385311548	KIT, 4800W MODE SWITCH	66.41	713814068196	2	7	5	0.5
385311549	KIT, 4800W MODE SWITCH MTG BRK	54.63	713814068202	1	6	6	0.5
385311550	KIT, PIPE COUPLING INLET	44.99	713814068219	0.5	7	5	2
385311551	KIT, SHORT PAD/PEDAL COVER-WHT	55.70	713814068240	1	9	5.5	5.5
385311552	KIT, SHORT PAD/PEDAL COVER-BNE	55.70	713814068257	1	9	9	4
385311553	KIT, SHORT PAD LEVER/CART	44.99	713814068264	1.5	9	9	4
385311554	KIT, SHORT PAD/PEDAL/CART-PLAT	55.70	713814068318	1	9	9	4
385311555	KIT, SHORT PAD/PEDAL/CART-EB'Y	55.70	713814068325	1	9	9	4
385311556	KIT, LEVEL IN'D (322405102/03)	141.39	713814068356	2	12	9	3
385311557	KIT, LPVG ELBOW SWIVEL LONG	66.41	713814068394	1	7	5	3
385311558	KIT, BASE 506SP - BONE	350.26	713814068400	8	14	9.87	6.5
385311559	KIT, BASE SH'T GRAV S.PED-WHT	256.00	713814068424	8	15	12	10
385311560	KIT, BASE SH'T GRAV S.PED-BON	256.00	713814068431	8	15	12	10
385311561	KIT, BASE SH'T GRAV S.PED-PLT	309.56	713814068448	8	15	12	10
385311562	KIT, BASE SH'T GRAV S.PED-EBY	319.20	713814068455	8	15	12	10
385311563	KIT, LEVEL IN'D (35 HTS)	145.67	713814068486	2	24	4.75	4.75
385311564	KIT, 970 MTG BRACKET(CL'SHELL)	24.47	713814068615	0.3			
385311565	KIT, RELAY12 (381233226)	201.37	713814068639	1	6	4	2
385311566	KIT, DTM04/BLK - CHAP	211.02	713814068653	2	6	6	6
385311568	KIT, TW CAP GREY WT/CHAP 40	174.60	713814068677	5	24	4.75	4.75
385311569	KIT, TW CAP FRESH WT/CHAP 40	174.60	713814068684	5	24	4.75	4.75
385311570	KIT, LEVEL IN'D(322003904/005)	155.32	713814068691	5	24	4.75	4.75
385311571	KIT, LEVEL IN'D (21 HTS)	146.75	713814068844	3	24	4.75	4.75
385311572	KIT, DIPTUBE W/TEE FIT'G-21HTS	98.54	713814068851	4	12	18	12
385311573	KIT, DIPTUBE 90° ELBOW GLUED	76.06	713814068875	3	24	4.75	4.75
385311574	KIT, OUTLET TO TANK/QUICK CON	80.34	713814068899	3	12	9	3
385311575	KIT, TPUMP DIPTUBE EL/SWIV CON	86.77	713814068905	4	24	4.75	4.75
385311576	KIT, LEVEL IN'D-18.5TK 344500	140.32	713814068950	3	12	9	3
385311577	KIT, SWIVEL DIP/W FITTING ASSY	86.77	713814068974	5	24	4.75	4.75
385311578	KIT, LEVEL IN'D (4068V)	145.67	713814069018	5	24	4.75	4.75
385311579	KIT, 12VDC RELAY	36.42	713814069186	1			
385311580	KIT, 24VDC RELAY	36.42	713814069193	1			
385311581	KIT, DB VALVE 2" M-BLACK (4)	31.07	713814069339	0.25			
385311582	KIT, DB VALVE 2" M-RED (4)	222.79	713814069346	0.25			
385311583	KIT, 180° EL W/SWIVEL CONNECT	76.06	713814069261	2	6	6	6
385311584	KIT, DIPTUBE STRAIGHT FITTING	68.55	713814069278	4	24	2.75	2.75
385311585	KIT, LEVEL IN'D (4053 TK)	104.97	713814069391	5	24	4.75	4.75
385311586	KIT, LEVEL IN'D (37 GAL HD TK)	139.25	713814069452	3	8	8	4
385311587	KIT, DIPTUBE 90° LRG EL GLUED	72.84	713814069469	2	24	4.75	4.75
385311588	KIT, V. FILT REP'L 404005/008	68.55	713814072612	1	12	9	3
385311589	KIT, DTMG CM 24V-MULTI HD/AS	1,037.93	713814072629	2	9	9	4
385311590	KIT, WIRING HARN/8LT - AZURE	158.53	713814072636	2	9	9	4
385311591	KIT, TW CAP FRESH WT TK-AZURE	193.88	713814072643	2	24	5	5
385311592	KIT, TW CAP WASTE TK-AZURE	193.88	713814072650	2	24	5	5
385311593	KIT, DIPTUBE - AZURE	110.33	713814072667	1	24	5	5
385311594	KIT, WIRE HARN/12LT - AZURE	222.79	713814072674	2	9	9	4
385311595	KIT, LPVG-W-PUMP ASSY 12VDC	799.11	713814069902	8	10	6	6
385311596	KIT, DIP'T LRG SWEEP EL/NUT	83.55	713814069827	4	24	4.75	4.75
385311597	KIT, CON'TO SEAT & CVR-EBONY	138.18	713814069834				
385311598	KIT, CON'TO BOWL-EBONY	777.64	713814069841	55	23	14.75	19
385311599	KIT, BASE 4310/4410 ASSY-EBONY	634.11	713814069858	8	15	12	10
385311600	KIT, BASE 4300/4400 COMPT-EBY	975.80	713814069865	8			

Numeric List							
Item	Description	Retail	UPC	Weight	Length	Width	Height
385311601	KIT, LPVG QUICK CONNECT STR'T	53.56	713814069889	0.5	6	4	2
385311602	KIT, LPVG QUICK CONNECT ELBOW	56.77	713814069896	0.5	7	5	4
385311603	KIT, TW CAP W/O VENT(D) 4055H	174.60	713814069940	4	24	4.75	4.75
385311604	KIT, TWCAP W/O VENT/DT-4030	173.52	713814072681	4	12	10	8
385311605	KIT, LEVEL IN'D (4068H)	143.53	713814072698	3	12	9	3
385311606	KIT, DIPTUBE/ELBOW/SEAL 9-5/8	50.35	713814069995	4	24	4.75	4.75
385311607	KIT, DIPTUBE/ELBOW/SEAL11-3/16	50.35	713814070007	5	24	4.75	4.75
385311608	KIT, INLET ELBOW (1PC)	39.64	713814070014	0.5			
385311609	KIT, LEVEL IN'D(381231802/70G)	144.61	713814070106	5	24	4.75	4.75
385311610	KIT, DTD KEY SWITCH OFF/ON/MOM	85.08	713814070137	4	6	6	2
385311611	KIT, DTD01 PANEL COVER	70.73	713814070144	1	6	6	2
385311612	KIT, DTD MOUNTING HARDWARE	17.43	713814070151	1	6	6	1
385311613	KIT, DTD MOUNTING FRAME	69.70	713814070168	2	6	4	2
385311614	KIT, DTD01 CIRCUITBD 12VDC	85.08	713814070175	3	7	5	4
385311615	KIT, DTD01 CIRCUITBD 24VDC	86.10	713814070182	3	7	5	4
385311616	KIT, DTD CIRCUITBD HOUSING	51.25	713814070199	1	6	4	2
385311617	KIT, TW CAP W/O VENT-ORING	26.65	713814070212	1	7	5	3
385311618	KIT, SEAT/CVR SLOW-CLOSE/WHT	120.91	713814074357	5	18.5	15	2.5
385311619	KIT, SEAT/CVR SLOW-CLOSE/BONE	120.91	713814074364	5	18.5	15	2.5
385311620	KIT, DB VALVE 1-1/2"-BLACK (1)	18.45	713814074371	0.5	6	6	2
385311623	KIT,TK LVL/AMP M 7-1/2 E15-3/4	143.53	713814070946	4	24	4.75	4.75
385311624	KIT, DIPTUBE/ELBOW/SEAL-U'VSAL	57.84	713814070953	6	24	4.75	4.75
385311625	KIT,TK LVL/AMP M 3-7/8 E 7-7/8	141.39	713814070991	4	24	4.75	4.75
385311626	KIT, ADT VG-TK INLT(501801/02)	99.62	713814071004	4	12	3	9
385311627	KIT, PLUG 3/4"	50.35	713814071578	3	7	5	2
385311628	KIT, ADAPT 1/2"FPT X 1/2"FPT	49.27	713814071585	0.5	6	6	2
385311629	KIT, WHARN/DEUT-MARITEC 5'	379.18	713814071622	1	9	9	4
385311630	KIT, PLUMBING ASSY 322506905	111.40	713814071677	3	12	9	3
385311641	KIT, WATER VALVE 300	37.49	713814072827	0.15	7	5	1
385311646	KIT, SEAT/CVR-WHT 300	62.13	713814072872	2.8	21	19	5
385311647	KIT, SEAT/CVR-BONE 300	62.13	713814072889	3	21	19	5
385311648	KIT, SEAT BRKT COVERS-WHT 300	25.71	713814072896	0.05	5	5	1
385311649	KIT, SEAT BRKT COVERS-BONE 300	25.71	713814072902	0.05	5	5	1
385311650	KIT, SEAT MTG HARD-WHT 300	27.68	713814072919	0.05	5	5	2
385311651	KIT, SEAT MTG HARD-BONE 300	28.93	713814072926	0.05	5	5	2
385311652	KIT, MTG HARDWARE-WHT 300	29.99	713814072933	0.5	5	5	2
385311653	KIT, MTG HARDWARE-BONE 300	29.99	713814072940	0.5	5	5	2
385311654	KIT, MTG HARD CAP-WHT 300	26.78	713814072957	0.05	5	5	2
385311655	KIT, MTG HARD CAP-BONE 300	26.78	713814072964	0.05	5	5	2
385311656	KIT, PEDAL CVR CAP-WHT 300	25.63	713814072971	0.05	5	5	2
385311657	KIT, PEDAL CVR-BONE 300	25.63	713814072988	0.05	5	5	2
385311658	KIT, FLUSH BALL SEAL 310	29.99	713814073398	0.05	7	5	0.5
385311659	KIT, VAC TK MTG BRKT	10.25	713814073404	1.5	9	9	4
385311660	KIT, VAC TK MODULE SYS'T	434.88	713814073411	9	22.5	10	10
385311661	KIT, CONTROL MOD VTK SYS'T	525.04	713814073428	5	10	10	5
385311662	KIT, PLUMBING-317324002	112.28	713814073435				
385311663	KIT, LEVEL IN'D (5"/10" DT)	143.75	713814073497	3000	12	900	300
385311664	KIT, PANEL CV'R DTMF-BLK	743.62	713814073534	0.5	6	6	1
385311665	KIT, PANEL CV'R DTMF-WHT	706.93	713814073541	0.5	6	6	1
385311666	KIT, CIRCUIT PNL-DTM04F	80.60	713814073558	0.5	6	10	1
385311667	KIT, MODULE M-PUMP INLET ASSY	133.91	713814073565	5	18.5	20.63	4.75
385311668	KIT, MODULE M-PUMP OUTLET ASSY	110.40	713814073572	5	12	9	3
385311669	KIT, MODULE M-PUMP CONTROL MOD	479.49	713814073589	5	8	8	4
385311670	KIT, MODULE M-PUMP ELBOW ASSY	75.84	713814073596	3	7	5	4
385311671	KIT, TW CAP W/ VENT-ORING	15.38	713814073602	1	5	6	3
385311672	KIT, LEVEL IN'D-322001802/1803	217.31	713814073725	4	24	4.75	4.75
385311673	KIT, FLUSH ACUATION SWITCH	18.41	713814074609	0.5	1	1	0.5
385311674	KIT, DTD02 PNL COVER-BLK	74.89	713814073923	0.5	7	5	1
385311675	KIT, DTD02 PNL COVER-WHT	73.00	713814073930	0.5	7	5	1
385311676	KIT, DTD02 CIRCUIT ASSY-12VDC	349.29	713814073947	2	7	5	4
385311677	KIT, DTD02 CIRCUIT ASSY-24VDC	349.58	713814073954				
385311678	KIT, DTD01A PNL COVER-BLK	73.17	713814073961	0.5	7	5	1
385311679	KIT, DTD01A PNL COVER-WHT	79.41	713814073978	0.5	7	5	1
385311680	KIT, DTD01A CIRCUIT ASSY-12VDC	343.61	713814073985	2	7	5	4
385311681	KIT, DTD01A CIRCUIT ASSY-24VDC	343.61	713814073992	2	7	5	4
385311682	KIT, DTD02A PNL COVER-BLK	74.89	713814074005	0.5	7	5	1
385311683	KIT, DTD02A PNL COVER-WHT	73.00	713814074012	0.5	7	5	1

Numeric List							
Item	Description	Retail	UPC	Weight	Length	Width	Height
385311684	KIT, DTD02A CIRCUIT ASSY-12VDC	349.29	713814074029	2	7	5	4
385311685	KIT, DTD02A CIRCUIT ASSY-24VDC	349.29	713814074036	2	7	5	4
385311686	KIT, BULK-BALL/B.SFT/CART(25)	1,012.05	713814074074	5.5	18	12	12
385311687	KIT, TWCAP EXT FULL-322505001	412.07	713814074319	4	48	4.75	4.75
385311688	KIT, TWCAP EXT FULL-322507001	412.72	713814074326	4	48	4.75	4.75
385311689	KIT, TWCAP ET FULL-322002502/3	399.79	713814074333	4	24	4.75	4.75
385311690	KIT, CIRUITBD MECHANICAL BASE	424.35	713814074616	1	6	4	2
385311691	KIT, 4800 MODE SWITCH	51.25	713814074623	1	6	4	2
385311692	KIT, LEVEL IN'D (VT4500)	242.47	713814074708	0.5	6	4	2
385311693	KIT, LEVEL IN'D (10 HTS)	266.62	713814074685	1	12	9	3
385311694	KIT, SEAT-CV'R 4800 WOOD-WHITE	109.68	713814074715	10	18.5	15	2.5
385311695	KIT, SEAT-CV'R 4800 WOOD-BONE	109.68	713814074722	10	18.5	15	2.5
385311696	KIT, 310 BONE/SHIP-LOOSE ITEMS	35.35	713814075095	0.5	7	5	4
385311697	KIT, 310 WHT/SHIP-LOOSE ITEMS	35.35	713814075101	0.5	7	5	4
385311698	KIT, DIP'T LRG SWEEP EL/LG NUT	165.91		6	24	4.75	4.75
385311699	KIT, TWCAP W/DT (322403017)	238.87		5	24	4.75	4.75
385311700	KIT, LEVEL IN'D-322510001	211.81	713814075255	5	24	4.75	4.75
385311701	KIT, LEVEL IN'D-322505201	210.69	713814075262	5	24	4.75	4.75
385311702	KIT, 8100 FLUSH SWITCH ASSY	138.38	713814075279	0.25	6	6	6
385311703	KIT, 8700 FLUSH HAND SW/CABLE	98.07		0.5	6	4	2
385311704	KIT, 8700 FLUSH HAND ASY/CABLE	198.59		0.5	6	4	2
385311705	KIT, 8700 WATER VALVE MTG	119.93		0.5	6	6	2
385311706	KIT, 8700 PUMP OUTLET TUBE	119.00		1	10	10	5
385311707	KIT, MAC BOWLOUT FLAP'R VALVE	17.00		0.025	6	6	0.5
385311708	KIT, 8700 BOWL OUTLET TUBE	78.00		1	14	10	7
385311709	KIT, WATER VALVE-12VDC RETRO	111.69	713814078836	1	7	5	4
385311710	KIT, WATER VALVE-24VDC RETRO	111.69	713814078843	1	7	5	4
385311711	KIT, BASE 146-WHITE	203.89	713814075354	5	12	12	18
385311712	KIT, BASE 146-BONE	202.53	713814075361	5	12	12	18
385311713	KIT, DISCHARGE 146-ECOVAC	30.75	713814075378	3	7	5	4
385311714	KIT, W'ADPT--3/6DT-8DT	167.08	713814075781	1	6	4	2
385311715	KIT, CHECK VALVE W/HOSE-MT BRK	122.12					
385311716	KIT, BASE 4806W	768.75	713814075798	8	18	12	12
385311717	KIT, 1/2" FPT SWIVEL ELBOW	12.30	713814075835	0.25	6	6	1
385311718	KIT, 310 WATER LINE ADAPTER	19.95	713814077174	0.5	6	4	2
385311719	KIT, 310 MOUNTING ADPATER-WHT	51.25	713814077365	3	15.75	14.63	2.19
385311720	KIT, 310 MOUNTING ADAPTER-BONE	51.25	713814077372	3	15.75	14.63	2.19
385311721	KIT, BIDET FLUSH VALVE	43.05	713814075989	3	7	5	4
385311722	KIT, BIDET NOZZLE	35.88	713814075996	1	7	5	1
385311723	KIT, BOWL 8900 ST W/BIDET-WHT	555.55	713814076009	30	25	19.5	18
385311724	KIT, BOWL 8900 ST W/BIDET-BONE	601.68	713814076016	30	25	19.5	18
385311725	KIT, BOWL 8900 TL W/BIDET-WHT	555.55	713814076023	35	26	20	22
385311726	KIT, BOWL 8900 TL W/BIDET-BONE	601.68	713814076030	35	26	20	22
385311727	KIT, BIDET CHECKVALVE	72.78		0.5	7	5	1
385311728	KIT, CONVER'N 8900 12V TO 24V	204.99		5.05	9	5.5	5.5
385311729	KIT, BASE 4310/4410 COMP'T-WHT	821.62	713814076450	8	18	12	12
385311730	KIT, BOWL 4300/4400/4700-WHITE	619.10	713814076467	55	23	14.75	19
385311731	KIT, BOWL 4300/4400/4700-BONE	619.10	713814076474	55	23	14.75	19
385311732	KIT, BOWL 4300/4400/4700-EBONY	819.00	713814076481	55	23	14.75	19
385311733	KIT, M.OVERRIDE ROD GUIDE-WHT	42.54	713814076498	0.5	7	5	1
385311734	KIT, M.OVERRIDE ROD GUIDE-BONE	42.23	713814076504	0.5	7	5	1
385311735	KIT, M.OVERRIDE ROD GUIDE-EBY	42.23	713814076511	0.5	7	5	1
385311736	KIT, M.OVERRIDE ASSY 4310/4410	40.53	713814076528	1	7	5	2
385311737	KIT, BASE 4310/4410 COMP'T-EBY	821.62	713814076535	8	18	12	12
385311738	KIT, BASE 4829 W/BIDET COMP-12	1,034.23	713814076702	8	18	12	12
385311739	KIT, BASE 4829 W/BIDET COMP-24	1,034.23	713814076719	8	18	12	12
385311740	KIT, BASE 4826 W/BIDET COMP-12	1,034.23	713814076726	8	18	12	12
385311741	KIT, BASE 4826 W/BIDET COMP-24	1,034.23	713814076733	8	18	12	12
385311742	KIT, BASE 4828 W/BIDET COMP-12	1,034.23	713814076740	8	18	12	12
385311743	KIT, BASE 4828 W/BIDET COMP-24	1,034.23	713814076757	8	18	12	12
385311744	KIT, BOWL 4800 TL W/BIDET-WHT	169.13	713814076764	68	26	20	22
385311745	KIT, BOWL 4800 TL W/BIDET-BONE	187.58	713814076771	68	26	20	22
385311746	KIT, BOWL 4800 ST W/BIDET-WHT	169.13	713814076788	60	26	20	22
385311747	KIT, BOWL 4800 ST W/BIDET-BONE	187.58	713814076795	60	26	20	22
385311748	KIT, BASE 4709 12VDC	768.75	713814076924	8	18	12	12
385311749	KIT, BASE 4709-24VDC	768.75	713814076931	8	18	12	12
385311750	KIT, OV'RIDE SWITCH HOUS'G-WHT	34.27	713814076948	0.5	6	6	1

Numeric List							
Item	Description	Retail	UPC	Weight	Length	Width	Height
385311751	KIT, OV'RIDE SWITCH HOUS'G-BON	33.96	713814076955				
385311752	KIT. MAN OV'RIDE SWITCH ASSY	94.24	713814076962	0.5	5	7	1
385311753	KIT, 4700 FLSH/STAT SPLIT HARN	246.46	713814076979	1	2	4	6
385311754	KIT, BASE 4748-12VDC	768.75	713814076986	8	18	12	12
385311755	KIT, BASE 4748-24VDC	768.75	713814076993	8	18	12	12
385311756	KIT, INLET ASSY (322501501)	89.18	713814077075	4	15	12	10
385311757	KIT, LEVEL IN'D (322501501)	178.35	713814077082	2	7	5	4
385311758	KIT, BOWL 8600 TALL-WHT	555.55	713814077242	35	26	20	22
385311759	KIT, BOWL 8600 TALL-BONE	601.68	713814077259	3500	26	20	22
385311760	KIT, PUMP OUTLET TUBE-8600	180.37	713814077266	2	15	12	10
385311761	KIT, BOWL OUTLET TUBE-8600	71.41	713814077273	2	14	10	6.5
385311762	KIT, MOTOR SUPT STRAP-26"	31.34	713814077280	0.5	10	6	1
385311763	KIT, BOWL 8600 SHORT-WHT	555.55	713814077297	30	25	19.5	18
385311764	KIT, BOWL 8600 SHORT-BONE	601.68	713814077303	30	25	19.5	18
385311765	KIT, TWCAP ASSY W/VENT	20.50	713814077747	1.5	6	6	6
385311766	KIT, TWCAP ASSY W/O VENT	20.50	713814077754	1.5	6	6	6
385311767	KIT, 2" VENTED LOOP; SS	352.57	713814077488	2	12	9	3
385311768	KIT, BOWL 8600 SHORT-WHITE	555.55	713814077495	36	25	19.5	18
385311769	KIT, BOWL 8600 SHORT-BONE	601.68	713814077501	36	25	19.5	18
385311770	KIT, VENT ELBOW	27.68	713814077648	0.025	6	6	1
385311771	KIT, DBL QUARTER ELB/PIPE	26.09	713814077761	0.25	6	6	6
385311772	KIT, BASE 509+ WHITE	294.77	713814077709	8	18	12	12
385311774	KIT, RELAY SPDT 12V VF4	23.73					
385311775	KIT,SSUMP TK/NO PUMP-314115001	711.68		5	18	12	12
385311776	KIT, PLUMB'G SANIS'P-314115001	141.47	713814077938	3	12	9	3
385311777	KIT, SUPPLY HOSE-FEM THD 4800	101.48	713814077945	2	12	9	2
385311778	KIT, TUBE OUTLET TALL-M'FLUSH	133.25	713814077952	1	10	8	2
385311779	KIT, MAC MOTOR MTG STRAP-32"	50.23	713814077969	0.5	10	6	2
385311780	KIT, BRASS SPINDLES BULK 100PC	165.87	713814077976	1.95			
385311781	KIT, 8700 FLUSH SWITCH CABLE	165.68	713814078010	4	12	18	2
385311782	KIT, PLUMB'G DIPT-PUMP 39HTS	100.62	713814078034	2	8	6	2
385311783	KIT, DTD02-322003907	566.66	713814078041	1	6	6	4
385311784	KIT, VG PLUMB'G 322003908	152.32	713814078249	4	9	6	3
385311785	KIT, CIRCUITBREAKER 10 AMP	56.38	713814078270	0.5	3	3	2
385311786	KIT, CIRCUITBREAKER 5 AMP	94.60	713814078287	0.5	3	3	2
385311787	KIT, BEZEL/OVERLAY BLK-DVS02	43.32	713814078294	0.5	3	3	2
385311788	KIT, BEZEL/OVERLAY WHT-DVS02	23.78	713814078300	0.5	3	3	2
385311789	KIT, C'BOARD 12VDC-DVS02	237.94	713814078317	1	4	4	4
385311790	KIT, C'BOARD 24VDC-DVS02	237.94	713814078324	1	4	4	4
385311791	KIT, DIPTUBE W/3-WAY ELBOW	137.43	713814078348	5	15	12	10
385311792	KIT, LEVEL IN'D (322404013)	226.43		3	12	9	2
385311798	KIT, RELAY HARNESS (381233325)	212.40	713814078508	2	10	6	2
385311799	KIT, M-PUMP COVER HARDWARE	17.13	713814078515	0.34			
385311800	KIT, M-PUMP COVER & HARDWARE	356.24	713814078522	2.6			
385311801	KIT, MPUMP GEAR REDUCER VENT	30.41	713814078539	0.24			
385311802	KIT, MTR 1/2HP-115V-60HZ-TEFC	1,085.70	713814078546	20.4			
385311803	KIT, MTR 1/2HP-115V-50HZ-TEFC	1,267.58	713814078553	26.2			
385311804	KIT, MTR 1/2HP-115V-60HZ-EXPRF	2,301.58	713814078560	26.2			
385311805	KIT, MTR 1/2HP-115V-50HZ-EXPRF	1,840.38	713814078577	26.4			
385311806	KIT, MTR 1/2HP-12VDC	1,799.86	713814078584	26.4			
385311807	KIT, MTR 1/2HP-24VDC	1,693.83	713814078591	26.4			
385311808	KIT, MTR 3/4HP-115V-60HZ-TEFC	694.85	713814078607	30.7			
385311809	KIT, MTR 3/4HP-115V-50HZ-TEFC	1,448.41	713814078614	36.5			
385311810	KIT, MTR 3/4HP-115V-60HZ-EXPRF	1,490.13	713814078621	36.5			
385311811	KIT, MTR 3/4HP-115V-50HZ-EXPRF	2,089.79	713814078638	36.5			
385311812	KIT, MPUMP GEAR RED'R 20:1	2,195.45	713814078645	29			
385311813	KIT, MPUMP GEAR RED'R 30:1	2,239.14	713814078652	29			
385311814	KIT, MPUMP MOTOR MTG HARDWARE	17.63	713814078669	0.061			
385311815	KIT, MPUMP OUTPUT SHAFT/KEY	83.28	713814078676	1.37			
385311816	KIT, MPUMP ECCENTRIC	161.28	713814078683	0.98			
385311817	KIT, MPUMP CONNECTING ROD	124.71	713814078690	1.18			
385311818	KIT, MPUMP TOP CLOSURE	596.97	713814078706	7.25			
385311819	KIT, MPUMP TOP-CLOSE MTG HARD	21.22	713814078713	0.5			
385311820	KIT, MPUMP GEAR RED'R MTG HARD	18.15	713814078720	0.45			
385311821	KIT, MPUMP UPPER DIAP'H PLATE	181.70	713814078737	1.9			
385311822	KIT, MPUMP DIAPHRAGM	139.12	713814078744	0.8			
385311823	KIT, MPUMP LOWER DIAP'H PLATE	211.69	713814078751	1.3			

Numeric List							
Item	Description	Retail	UPC	Weight	Length	Width	Height
385311824	KIT, MPUMP CONNECT'G ROD SCREW	15.58	713814078768	0.27			
385311825	KIT, MPUMP VALVE HS'G MTG HARD	17.28	713814078775	0.4			
385311826	KIT, INLET FLG 1-1/2" FEMALE NPT	184.73	713814078782	1.2			
385311827	KIT, MPUMP VALVE HOUSING	388.22	713814078799	2.26			
385311828	KIT, MPUMP MTG PLATE/HARDWARE	403.39	713814078805	2.7			
385311829	KIT, MPUMP BODY/MTG PLATE/HARD	1,482.24	713814078812	14			
385311830	KIT, OUTLT FLG 1-1/2" FEMALE NPT	280.82	713814078829	2.6			
385311831	KIT, B-PUMP DIAPHRAGM	154.76	713814078881	0.08	8	8	4
385311835	KIT, BULK 'LIFT TO ADD' LABEL (100)	93.58					
385311836	KIT, BULK-ORING 2"X2.25"X.125" (10)	18.85					
385311837	KIT, BULK-ORING 3"X3.25"X.125" (10)	22.24					
385311838	KIT, BULK 1-1/2" SL GROMMET (10)	39.59					
385311839	KIT, BULK 1/2" SL GROMMET (10)	21.17					
385311840	KIT, BULK 2" SL GROMMET (10)	33.65					
385311841	KIT, BULK-ORING SLIDE VALVE (50)	91.17					
385311842	KIT, BULK-OPR INSTRUCTIONS VF (100)	76.42					
385311843	KIT, T-PUMP VALVE NIPPLE (2)	29.85					
385311844	KIT, S-PUMP BODY	50.00					
385311845	KIT, CAP VINYL 2.125-28 GRN	8.16					
385311846	KIT, 3.75 HOSE CLAMP (2)	8.63					
385311847	KIT, RELAY SPDT 12V 40/30 AMP	13.24					
385311848	KIT, KEY SWITCH SP 3-POSTION	40.17					
385311850	KIT, BULK-FLANGED ADAPTER (50)	290.08					
385314349	KIT, WATER VALVE	39.14	087735102483	0.3	5	3	2
385314362	KIT, 911-M28 VENT FITTING	22.45	087735105699	1	1.5	1.5	6
385316140	KIT, SEAL W/HOLES 2000 & OLDER	35.70	087735102384	0.6	10	9	0.5
385316323	KIT, VACUFLUSH MOUNTING	14.16	087735105729	1	1	1	1
385316906	KIT, VACUUM BREAKER	39.14	087735102407	0.15	7	4	3
385318032	KIT, VACUUM TANK SWITCH	194.61	087735105767	1	7	6	5
385318065	KIT, VAC BRK-W/EXT	42.61	087735102414	0.2	7	4	2.5
385318162	KIT, BALL/SHAFT/CART-WHITE	42.61	087735102391	0.6	8	5	3
385318741	KIT, FUNNEL '08	44.92	087735105798	4	3	3	3
385318864	KIT, FUNNEL 506/806/706	43.65	087735105804	1.3	3	3	3
385319003	KIT, 900 CONVERSION	97.88	087735102667	1	3	3	3
385319039	KIT, O'RING-PUMP REPLACEMENT	40.30	087735105880	1	3	3	3
385319054	KIT, VAC BREAK W/SPRAY-WHITE	62.18	087735102490	0.85	10	9	2.5
385319055	KIT, VAC BREAK W/SPRAY 500 WHT	65.64	087735102506	0.8	10	9	2.5
385319056	KIT, VAC BREAKER W/SPRAY-CHR	62.18	713814047139	1	10	9	2.5
385319057	KIT, VAC BREAKER W/SPRAY-EBONY	62.18		1	8	6	2
385320005	KIT, 970 SERIES HOLDDOWN BRKT	22.59	713814067885	0.5	6	4	2
385320006	KIT, MSD FITTING SMALL TK/970	12.92	713814055318	0.55			
385320007	KIT, MSD FITTING LARGE TK/970	14.52	713814055325	0.4			
385320008	KIT, FITTINGS-ELBOW/HOSE ADPT	40.30	713814054991	1	7	5	4
385320017	KIT, CUSTOM HOSE ADPT-50 PACK	142.32	713814075767	5			
385320018	KIT, VG4 RIGID FITTING	48.18	713814077044	0.5	6	4	2
385340177	KIT, SUPPLY HOSE-BONE	1.26	713814046835	0.5	8	8	4
385341767	KIT, SEAT-CV'R 500 SR-EBONY	OBSOLETE-REPLACED BY 385343901					
385343829	KIT, SEAT-CV'R 500+ - WHITE	57.57	713814041168	7	18	15	3
385343830	KIT, SEAT-CV'R 500+ HF-WHITE	OBSOLETE-REPLACED BY 385343829					
385343831	KIT, SEAT-CV'R 500+ - BONE	57.57	713814041120	7	18	15	3
385343832	KIT, SEAT-CV'R 500+ HF-BONE	OBSOLETE-REPLACED BY 385343831					
385343897	KIT, SEAT-CV'R 500+ - PLAT	59.88	713814041144	7			
385343898	KIT, SEAT-CV'R 500+ HF-PLAT	OBSOLETE-REPLACED BY 385343897					
385343901	KIT, SEAT-CV'R 500+ - EBONY	59.88	713814041137	7			
385343902	KIT, SEAT-CV'R 500+ HF-EBONY	OBSOLETE-REPLACED BY 385343901					
385344013	KIT, SEAT-CV'R MAG OP-WHITE	101.33	713814041083	7.5			
385344014	KIT, SEAT-CV'R MAG OP-BONE	101.33	713814041045	7	19	15	3
385344018	KIT, SEAT-CV'R MAG OP-PLAT	101.33	713814041069	7			
385344019	KIT, SEAT-CV'R MAG OP-EBONY	101.33	713814041052	7			
385344021	KIT, SEAT-CV'R MAG OP-TEAL	101.33	713814041076	7			
385344022	KIT, SEAT-CV'R MAG OP HF-WHT	OBSOLETE-REPLACED BY 385344013					
385344023	KIT, SEAT-CV'R MAG OP HF-BONE	OBSOLETE-REPLACED BY 385344014					
385344024	KIT, SEAT-CV'R MAG OP HF-PLAT	OBSOLETE-REPLACED BY 385344018					
385344025	KIT, SEAT-CV'R MAG OP HF-EBONY	OBSOLETE-REPLACED BY 385344019					
385344088	KIT, SEAT-CV'R TRAV LITE-WHT	42.61	713814041236	2.4	18	15	3
385344089	KIT, SEAT-CV'R TRAV LITE-BONE	42.61	713814041229	2.4	18	15	3
385344436	KIT, SEAT-CV'R TM60-WHITE	62.18	713814041113	7	14.13	14.31	1.94

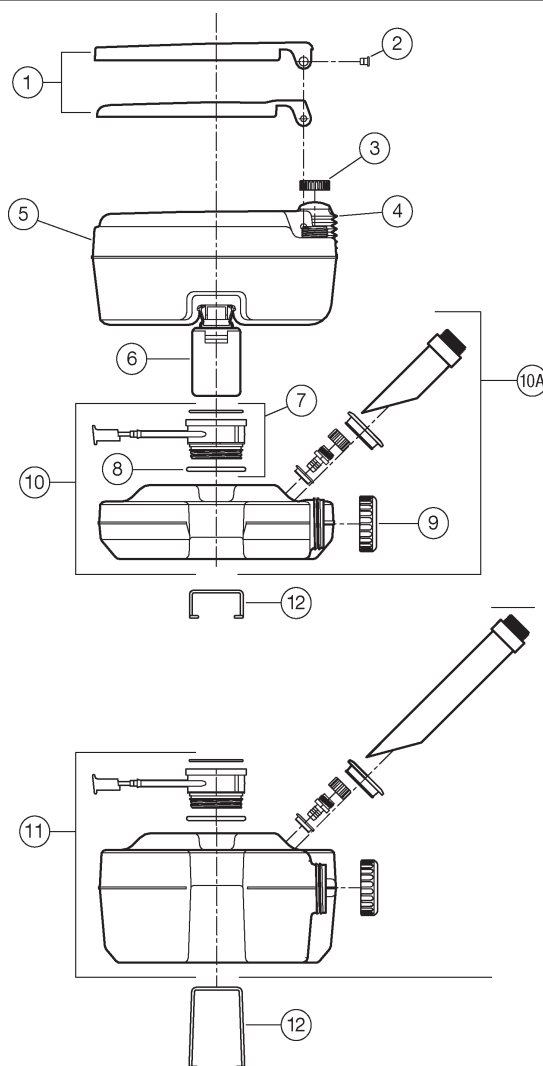
Numeric List							
Item	Description	Retail	UPC	Weight	Length	Width	Height
385344437	KIT, SEAT-CV'R TM60-BONE	62.18	713814041090	7	18	15	3
385344438	KIT, SEAT-CV'R TM60-EBONY	62.18	713814041106	7			
385345377	KIT, SUPPLY HOSE-WHITE	1.26	713814046842	0.5	8	8	4
385346401	KIT, BOT'M ORING 960SLIDEVALVE	4.20	713814067694	0.25			
385640041	KIT, SANX ONE OUTLET HOSE	32.24	087735105965	1	1	1	12
385640054	KIT, SANX ONE-1" ELBOW	11.29	087735105972	1	1.5	1.5	1.5
385640055	KIT, SANX ONE-1 1/2" ELBOW	11.29	087735105989	1	1.5	1.5	1.5
385640113	KIT, INLINE CHECK VALVE/HOUSING	29.94	087735105996	1	2	2	2
385640115	KIT, THRD COLLAR-INLINE CHECKV	OBSOLETE-REPLACED BY 385640116					
385640116	KIT, PILOT COLLAR-INLINE CK VLV	29.94	087735106023	1	1	1	1
385640228	KIT, B PUMP OUTPUT SHAFT KEY	OBSOLETE-REPLACED BY 385311815					
385640239	KIT, PUMP COVER - TS	OBSOLETE-REPLACED BY 385311422					
385640286	M PUMP ECCENTRIC	OBSOLETE-REPLACED BY 385311816					
385640335	KIT, S-SUMP INLET TANK TO PUMP	22.45	087735115322	0.1	3	3	3
385640370	KIT, LH/RH THREAD ADAPTER	27.84	713814049485	0.5	6	6	2
385880001	KIT, SEAT ASSY 8800SERIES-WHT	OBSOLETE-REPLACED BY 385311694					
385880002	KIT, SEAT ASSY 8800SERIES-BONE	39.14	713814055028	7	14.31	14.31	2
385880009	KIT, MOTOR 8800 SERIES-12VDC	511.25	713814055400	7	600	6	6
385880010	KIT, MOTOR 8800 SERIES-24VDC	511.25	713814055417	7	6	6	6
385880014	KIT, BOWL-MACER ADPT-8819-8818	48.36	713814068769	1	120	9	3
385880015	KIT, BOWL-MACERATOR ADPT-8812	46.06	713814068776	1	6	6	6
385880016	KIT, WATER LINE ADAPTER	34.54	713814068783	0.5	7	5	4
385880021	KIT, WATER V'LE ASSY-12V 8812	40.30	713814068790	1	4	3	2
385880022	KIT, WATER V'LE ASSY-24V 8812	40.30	713814068806	7.4	12	9	3
385880023	KIT, WATER VALVE-12VDC8818/19	OBSOLETE-REPLACED BY 385880021					
385880024	KIT, WATER VALVE-24VDC8818/19	OBSOLETE-REPLACED BY 385880022					
385880039	KIT, STRAIGHT DISCH'RG ADAPT	34.54	713814068813	0.4			
385880048	KIT, TOUCHPAD CTRL PNL-8800	52.97	713814055479	1	2	4	6
385880050	KIT, CONTROL BOX 12/24VDC-8800	306.68		4	6	6	6
385880051	KIT, CONTROL BOX 24VDC-8800	OBSOLETE-REPLACED BY 385880050					
385880052	KIT, CIRCUIT BD REP12/24-8800	OBSOLETE-REPLACED BY 385880050					
385880056	KIT, ELBOW DISCHARGE ADPT-8800	48.36	713814055509	0.45	6	4	2
385880059	KIT, RAW W'TR ADAPT'N 12V-8800	100.18	713814065669	1			
385880060	KIT, RAW W'TR ADAPT'N 24V-8800	108.24	713814065676	1			
385880062	KIT, DISCHARGE LOOP 8812/8819	46.06	713814068738	3			
385880063	KIT, DISCHARGE LOOP 8818	46.06	713814068745	3			
385880064	KIT, DISCHARGE LOOP 8848	47.19	713814068752	3	120	9	3
385880065	KIT, TUBE OUTLET SHORT-M'FLUSH	130.00	713814074401	3	12	9	3
385880067	KIT, BOWL OUTLET ELBOW-M'FLUSH	41.00	713814074425	2	6	6	6
385880068	KIT, MOTOR ASSY 12VDC-M'FLUSH	360.80	713814074432	10	15	12	10
385880069	KIT, MOTOR ASSY 24VDC-M'FLUSH	360.80	713814073527	10	12	10	8
385880070	KIT, ADAPTER - M'FLUSH	25.63	713814074449	1	7	5	2
385880071	KIT, 1-1/2" OUTLET EL-M'FLUSH	18.45	713814074456	0.5	6	6	2
385880072	KIT, 1" OUTLET FITTING-M'FLUSH	17.43	713814074463	1	7	5	2
385880073	KIT, CHECKVALVE - M'FLUSH	46.13	713814074470	1	6	6	1
385880074	KIT, WATERVALVE 12VDC-M'FLUSH	55.35	713814074487	1	6	4	2
385880075	KIT, WATERVALVE 24VDC-M'FLUSH	64.58	713814074494	1	6	4	2
385880076	KIT, BOWL 8900 SHORT-WHITE	555.55	713814074500	30	25	19.5	18
385880077	KIT, BOWL 8900 SHORT-BONE	601.68	713814074517	30	25	19.5	18
385880078	KIT, BOWL 8900 TALL-WHITE	555.55	713814074524	35	26	20	22
385880079	KIT, BOWL 8900 TALL-BONE	601.68	713814074531	35	26	20	22
385880080	KIT, ANTISIPHON VALVE-M'FLUSH	51.25	713814074548	1	6	6	2
385880081	KIT, FLUSH SW WIRE H-VIMAR/GEW	180.00	713814074555	3	7	5	4
385880082	KIT, FLUSH SW CABLE-MF TOUCH'P	26.78	713814074135	0.35	6	4	2
385880083	KIT, MOTOR STRAP - M'FLUSH	51.25	713814074562	0.5	7	5	1
385880084	KIT, CONVER'N 8900 24V TO 12V	475.58	713814071493	5.05	9	5.5	5.5
385880085	KIT, CONTROL MOD-8900	537.70		3	7.25	5.5	4.75
388640335	FITTING, INLET TANK TO PUMP	OBSOLETE-REPLACED BY 385640335					
388640366	NIPPLE, 1-1/2" CLOSE (MACH'D)*	OBSOLETE-REPLACED BY 385311272					
600340069	LABEL, OPERATING INSTRUCTIONS-	OBSOLETE-REPLACED BY 385311842					
600340163	NUT, SLIP JOINT 1 1/2" FPT PVC	OBSOLETE-REPLACED BY 385310236					
600340165	NUT, SWIVEL 3/4" FGHT-MSD	OBSOLETE-REPLACED BY 385311428					
600340280	ADAPTER, FLANGED FITTING-M28 W	OBSOLETE-385311252 OR 385311850					
600340423	FLOAT, REED SWITCH	OBSOLETE-REPLACED BY 385311103					
600340424	RING, LOCK-FLOAT SWITCH ASSEMB	OBSOLETE-REPLACED BY 385311103					
600340425	STEM, REED SWITCH-THREADED	OBSOLETE-REPLACED BY 385230268					
600340669	NIPPLE, VALVE-T PUMP	OBSOLETE-REPLACED BY 385311843					

Numeric List							
Item	Description	Retail	UPC	Weight	Length	Width	Height
600340685	LABEL, LIFT TO ADD-TRAVELER	OBSOLETE-REPLACED BY	385311835				
600340687	SCREW, 1/4-20 X 1" HEX HEAD 18	OBSOLETE-REPLACED BY	385311220				
600340831	BRACKET, VENT FILTER MOUNTING	OBSOLETE-REPLACED BY	385311106				
600340834	COVER, PEDESTAL SHORT BASE-BON	OBSOLETE-REPLACED BY	385310109				
600340857	ELBOW, 1/2" MPT X 5/8" BARBED	OBSOLETE-REPLACED BY	385310583				
600340873	LEVER, FLUSH-TALL BASE	OBSOLETE-REPLACED BY	385310578				
600341292	RELAY, 12 VDC 30AMP SPDT	OBSOLETE-REPLACED BY	385311579				
600341502	CLOSURE, TOP (8 BOLT) T PUMP	OBSOLETE-REPLACED BY	385311225				
600341504	BODY, PUMP (8 BOLT) S PUMP	OBSOLETE-REPLACED BY	385311844				
600341506	CLOSURE, TOP (8 BOLT) S PUMP	OBSOLETE-REPLACED BY	385311324				
600341549	SEAL, FLOOR FLANGE-SPONGE	OBSOLETE-REPLACED BY	385310063				
600341662	SEAT, W/HINGE PINS SANI-WHITE	OBSOLETE-REPLACED BY	385311521				
600341663	SEAT, W/HINGE PINS SANI-PARCH	OBSOLETE-REPLACED BY	385311520				
600341772	BALL, HALF-EBONY	OBSOLETE-REPLACED BY	385310971				
600341793	SEAL, INPUT SHAFT #30060 B PUM	OBSOLETE-REPLACED BY	385310537				
600342112	PIN, HINGE SANIPOTTIE-PARCHMEN	OBSOLETE-REPLACED BY	385310899				
600342114	CAP, ADJ LEVEL INDT'R W/ VENT	OBSOLETE-REPLACED BY	385311671				
600342115	CAP, ADJ LEVEL INDT'R W/O VENT	OBSOLETE-REPLACED BY	385311617				
600342173	PLUG, MALE 1 1/2" PVC 0466	OBSOLETE-REPLACED BY	385310243				
600342332	SCREW, #10-32 X 5/8 HEX HD/PTH	OBSOLETE-REPLACED BY	385311224				
600342395	CAP, VINYL 2.125-28 GREEN	OBSOLETE-REPLACED BY	385311845				
600342402	BODY, M PUMP	OBSOLETE-REPLACED BY	385311829				
600342403	BASE, MOUNTING-M PUMP	OBSOLETE-REPLACED BY	385311828				
600342404	TOP, M PUMP	OBSOLETE-REPLACED BY	385311818				
600342405	PLATE, UPPER DIAPHRAGM-M PUMP	OBSOLETE-REPLACED BY	385311821				
600342406	PLATE, BOTTOM DIAPHRAGM-M PUMP	OBSOLETE-REPLACED BY	385311823				
600342413	ROD, DIAPHRAGM 3/4 HP-M PUMP	OBSOLETE-REPLACED BY	385311817				
600342419	DIAPHRAGM, M PUMP	OBSOLETE-REPLACED BY	385311822				
600342422	COVER, STAINLESS STEEL-M PUMP	OBSOLETE-REPLACED BY	385311800				
600342454	SHAFT, OUTPUT 1" OD, 1/4" KEY	OBSOLETE-REPLACED BY	385311815				
600342456	HOUSING, VALVE-M PUMP	OBSOLETE-REPLACED BY	385311827				
600342459	FLANGE, INLET- M PUMP	OBSOLETE-REPLACED BY	385311826				
600342462	FLANGE, OUTLET-M PUMP	OBSOLETE-REPLACED BY	385311830				
600342465	MOTOR, 3/4 HP 1725RPM TEFC 110	OBSOLETE-REPLACED BY	385311809				
600342466	REDUCER, GEAR 920MDSN DR 56C 3	OBSOLETE-REPLACED BY	385311812				
600342490	RELAY, 24VDC 30AMP SPDT	OBSOLETE-REPLACED BY	385311580				
600342514	VALVE, DUCKBILL 1-1/2"-RED	OBSOLETE-REPLACED BY	385311327				
600342520	CAP, 4010 HOLDING TANK	OBSOLETE-REPLACED BY	385250020				
600342522	CAP, VENT ONLY-SANX	OBSOLETE-REPLACED BY	385250022				
600342537	BALL, HALF-WHITE	OBSOLETE-REPLACED BY	385250022				
600342684	VALVE, DUCKBILL 2" M-RED	OBSOLETE-REPLACED BY	385311582				
600342688	PLUG, 1/4"NPT BRASS	OBSOLETE-REPLACED BY	385311830				
600342697	SCREW, 1/4-20X1-3/4"LG STUD SS	OBSOLETE-REPLACED BY	385310534				
600342699	MOTOR, 3/4HP 1725RPM EXP 110/2	OBSOLETE-REPLACED BY	385311810				
600342759	SCREW, 5/16-18 X 1-3/4" HEX HD	OBSOLETE-REPLACED BY	385311819				
600342760	NUT, 5/16-18 HEX SS	OBSOLETE-REPLACED BY	385311819				
600342761	WASHER, LOCK 5/16" EXTERNAL	OBSOLETE-REPLACED BY	385311819				
600342762	WASHER, FLAT 5/16" SS	OBSOLETE-REPLACED BY	385311819				
600342766	O'RING, SHAFT1/2"ODX3/8"IDX.06	OBSOLETE-REPLACED BY	385318162				
600342770	REDUCER, GEAR 920MDSN DR 56C 2	OBSOLETE-REPLACED BY	385311813				
600342771	MOTOR, 3/4HP 115/230 1725 RPM	OBSOLETE-REPLACED BY	385311808				
600342772	MOTOR, 1/2HP 110/220 1425RPM 5	OBSOLETE-REPLACED BY	385311805				
600342773	MOTOR, 3/4HP 110/220 1725RPM 5	OBSOLETE-REPLACED BY	385311811				
600342778	O'RING, 2.000" X 2.250" X .125"	OBSOLETE-REPLACED BY	385311836				
600342779	O'RING, 3.000" X 3.250" X .125	OBSOLETE-REPLACED BY	385311837				
600342781	SEAL, SLIP JOINT-1-1/2"	OBSOLETE-REPLACED BY	385311233				
600342783	CLAMP, 3.75 DIA. SS HOSE	OBSOLETE-REPLACED BY	385311846				
600342790	ELBOW, 1-1/2" 90° HUB X HUB	OBSOLETE-REPLACED BY	385880056				
600342798	SPINDLE, VGII MOUNTING	OBSOLETE-REPLACED BY	385311318				
600342806	FITTING, 90 DEGREE X 1-1/2"MPT	OBSOLETE-REPLACED BY	385311251				
600342807	FITTING, STRAIGHT 1-1/2"MPT-SH	OBSOLETE-REPLACED BY	385311472				
600342900	ADAPTER, SANIPOTTIE-MSD	OBSOLETE-REPLACED BY	385310235				
600342910	PIPE, 1-1/2" PVC SCH 40	OBSOLETE-REPLACED BY	307001540				
600342932	GROMMET, SEALING 1-1/2"	OBSOLETE-385311111 OR	385311838				
600342958	GROMMET, SEALING 1/2"	OBSOLETE-385311164 OR	385311839				
600342994	PLATE, DIAPHRAGM-VHT AIR PUMP	OBSOLETE-REPLACED BY	385311442				
600343022	MOTOR, AIR PUMP-12VDC	OBSOLETE-REPLACED BY	385310664				

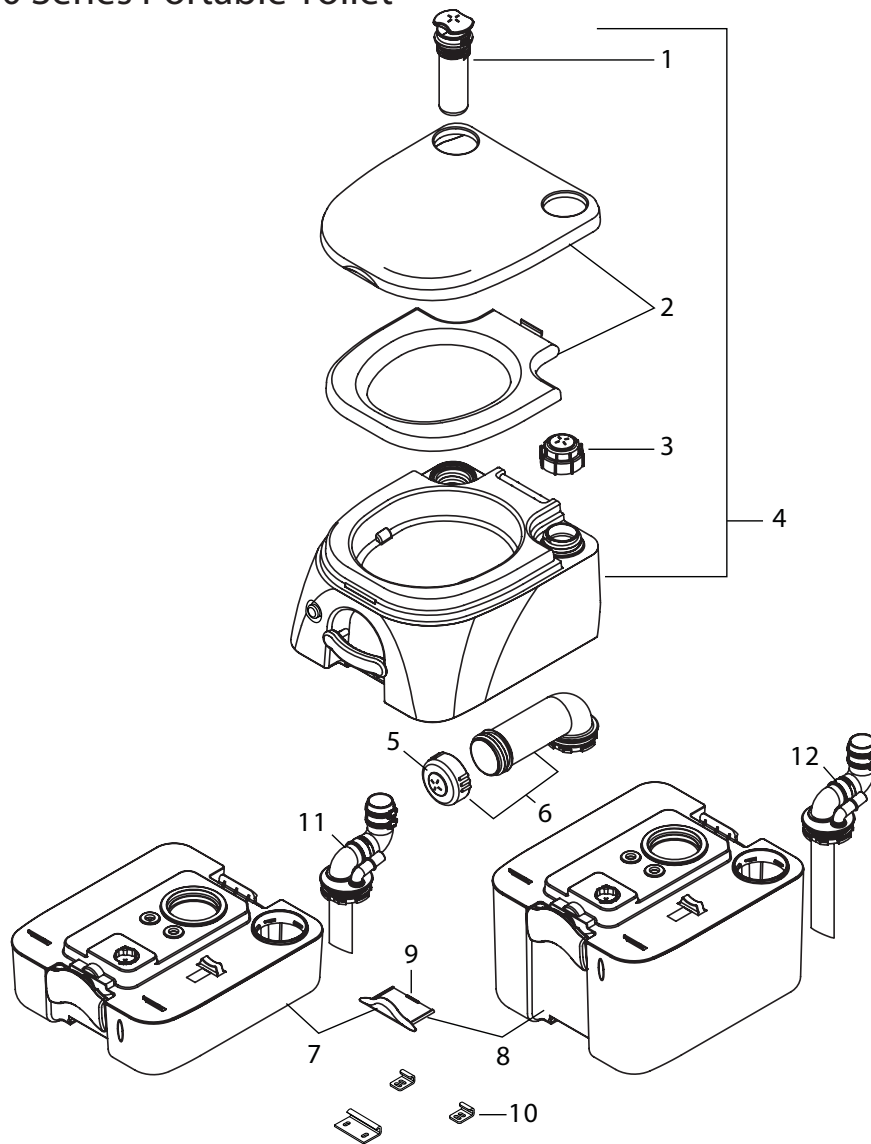
Numeric List							
Item	Description	Retail	UPC	Weight	Length	Width	Height
600343023	GROMMET, SEALING 2"	OBSOLETE-385311110 OR 385311840					
600343053	RELAY, SPDT 12VDC 40/30AMP VF4	OBSOLETE-REPLACED BY 385311847					
600343534	RING, BASE INSERT	OBSOLETE-REPLACED BY 385311292					
600343588	COVER, FLUSH PEDAL-WHITE - ECO	OBSOLETE-REPLACED BY 385310682					
600343589	PLATE, TOE FLUSH PEDAL-WHITE -	OBSOLETE-REPLACED BY 385310682					
600343689	GROMMET, SEALING 3/4"	OBSOLETE-REPLACED BY 385311112					
600343690	GROMMET, SEALING 1"	OBSOLETE-REPLACED BY 385311241					
600343779	SWITCH, KEYLOCK SP 3-POSITION	OBSOLETE-REPLACED BY 385311848					
600343938	SEAL, FLOOR FLANGE-TL/MO	OBSOLETE-REPLACED BY 385311267					
600343946	ADAPTER, 1" HOSEX1-1/2" SLIP	OBSOLETE-REPLACED BY 385311033					
600344002	COVER, FLUSH PEDAL - BONE ECOV	OBSOLETE-REPLACED BY 385310762					
600344075	HARDWARE, MOUNTING KIT W/T-BOL	OBSOLETE-REPLACED BY 385310064					
600344144	COVER, NUT-T-LITE- BON	OBSOLETE-REPLACED BY 385310803					
600344171	CAP, 3/8" HEX-ELECTR GOLD	OBSOLETE-REPLACED BY 385311021					
600344234	SEAL, BOWL TO BASE -MO	OBSOLETE-REPLACED BY 385310819					
600344236	BRUSH, BALL SEAL CLEANING	OBSOLETE-REPLACED BY 385310805					
600344470	ECCENTRIC, S/T-PUMP(POW.MET)	OBSOLETE-REPLACED BY 385310644					
600344482	CAP, 3/8" HEX-WHITE	OBSOLETE-REPLACED BY 385311022					
600344483	CAP, 3/8" HEX HEAD-BONE	OBSOLETE-REPLACED BY 385311022					
600344609	O'RING, 3.1 X 3.5 X 0.21	OBSOLETE-REPLACED BY 385311294					
600344676	FITTING, PUMP ADAPTER (MOLDED)	OBSOLETE-REPLACED BY 385311317					
600344928	SPRAYER, GENESIS 4'CLR HOS-EBY	OBSOLETE-REPLACED BY 385310873					
600345505	SEAL, BOWL-TRAVELER/VACUFLUSH	OBSOLETE-REPLACED BY 385311462					
600346549	O'RING, SLIDE VALVE 3.99 OD X	OBSOLETE-REPLACED BY 385311841					
600346911	CLIP, STEM-SANIPOTTIE SLIDE VA	OBSOLETE-REPLACED BY 385310572					
600347167	WASHER, FLAT .850 X .294 X .05	OBSOLETE-REPLACED BY 385311220					
600347800	NIPPLE, VALVE-S PUMP	OBSOLETE-REPLACED BY 385311315					
600347801	ADAPTER, VALVE-S PUMP	OBSOLETE-REPLACED BY 385311316					
600347802	VALVE, DUCKBILL 1-1/2"-BLACK	OBSOLETE-385310076 OR 385310689					
600347807	CLAMP, BELLOWS-S/T PUMP	OBSOLETE-REPLACED BY 385311226					
600347839	ADAPTER, CHECK VALVE	OBSOLETE-REPLACED BY 385311244					
600347849	VALVE, WATER 12VDC	OBSOLETE-REPLACED BY 385311385					
600348361	BRACKET, MOUNTING-VACUUM TANK	OBSOLETE-REPLACED BY 385311659					
600348702	VALVE, DUCKBILL 2" M-BLACK	OBSOLETE-385311581 OR 385311410					
600348997	PIN, HINGE SANIPOTTIE-WHITE	OBSOLETE-REPLACED BY 385310900					

PARTS LIST - 960 Series Portable Toilet

NO.	USA	DESCRIPTION
1	385311520 385311521	Seat lid and seat – parchment Seat lid and seat – platinum
2	385310900 385310899	Seat hinge pin – white Seat hinge pin – parchment
3	385310102 385310103	Water cap – parchment Water cap – platinum
4	385310104 385310105	Bellows assembly – parchment Bellows assembly – platinum
5	385230374 385230375	2.6-gal. (9.8 l) freshwater tank assembly – parchment (items 1 - 5) 2.6-gal. (9.8 l) freshwater tank assembly – platinum (items 1 - 5)
6	385310066 385310067	Latch assembly – white Latch assembly – parchment
7	385239064	Slide valve assembly – white
8	385346401	Bottom O-ring
9	385310050 385310031	Waste tank cap – parchment Waste tank cap – platinum
10	385311522 385311523	2.5-gal. (9.5 l) wastewater tank assembly – parchment 2.5-gal. (9.5 l) wastewater tank assembly – platinum
10A	385230376 385230377	2.5-gal. (9.5 l) 964MSD tank assembly – parchment 2.5-gal. (9.5 l) 964MSD tank assembly – platinum
11	385311524 385311525	5.0-gal. (18.9 l) wastewater tank assembly – parchment 5.0-gal. (18.9 l) wastewater tank assembly – platinum
11A	385230378 385230379	5.0-gal. (18.9 l) 965MSD tank assembly – parchment 5.0-gal. (18.9 l) 965MSD tank assembly – platinum
12	385310018 385310239	Hold-down brackets – 2.5-gal. waste tank Hold-down brackets – 5.0-gal. waste tank

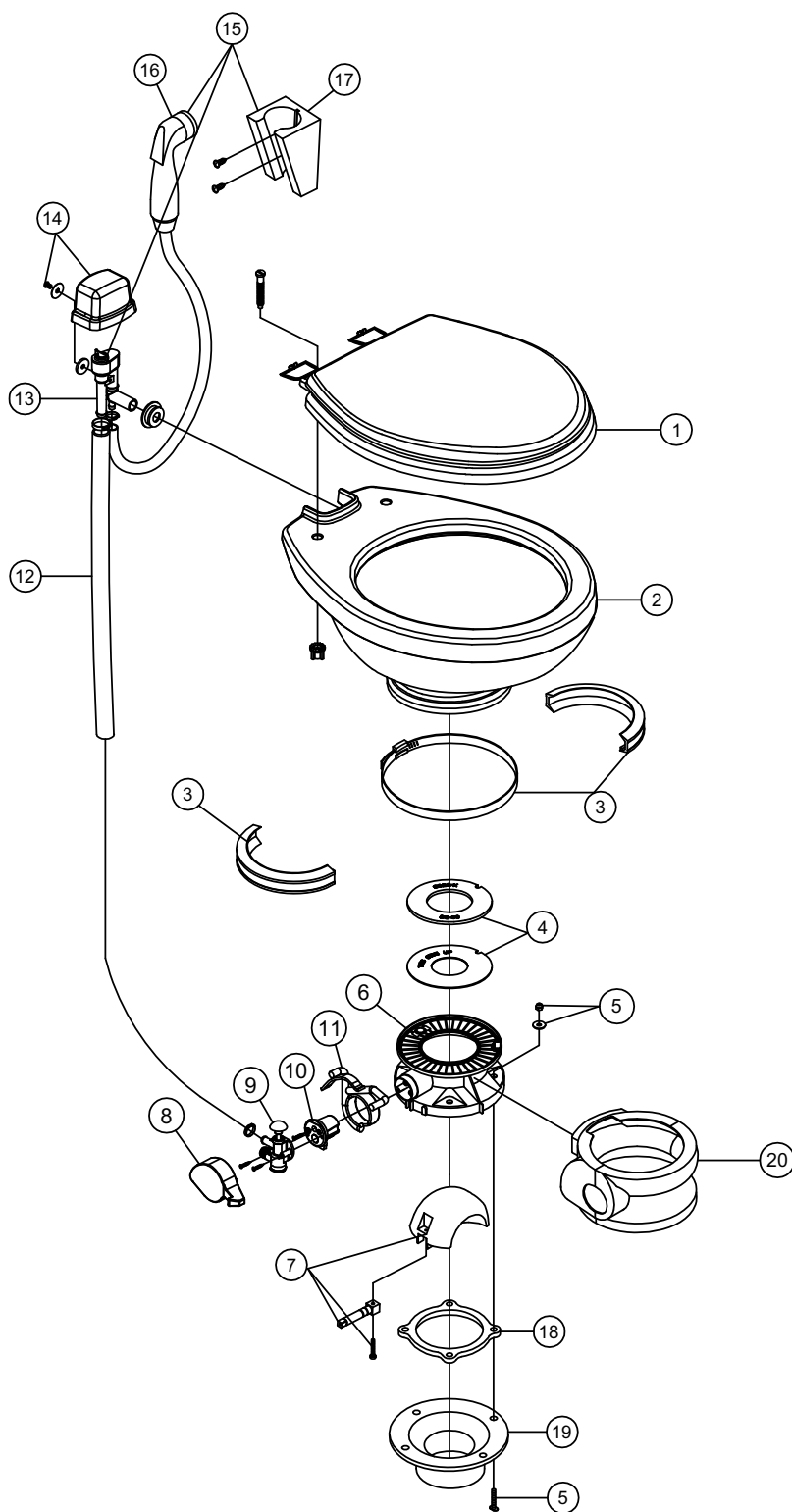


PARTS LIST - 970 Series Portable Toilet



NO.	PART NUMBER	DESCRIPTION	
1	385311528	Air pump	
2	385311529	Seat cover and seat	
3	385311530	Water cap	
4	385311531	Bowl assembly	
5	385311532	Discharge spout cap	
6	385311533	Discharge spout assembly	972, 974, 975, 976
7	385311534 385311535	Holding tank assembly (tan) Holding tank assembly (gray)	2.6 gal./9.8 L - 972, 974, 974MSD
8	385311536 385311537	Holding tank assembly (tan) Holding tank assembly (gray)	5.0 gal./18.9 L - 975, 975MSD, 976
9	385311538 385311539	Locking handle (tan) Locking handle (gray)	972, 974, 974MSD, 975, 975MSD, 976
10	385311564	Mounting brackets	974, 974MSD, 975, 975MSD
11	385320006	MSD fitting	974MSD
12	385320007	MSD fitting	975MSD

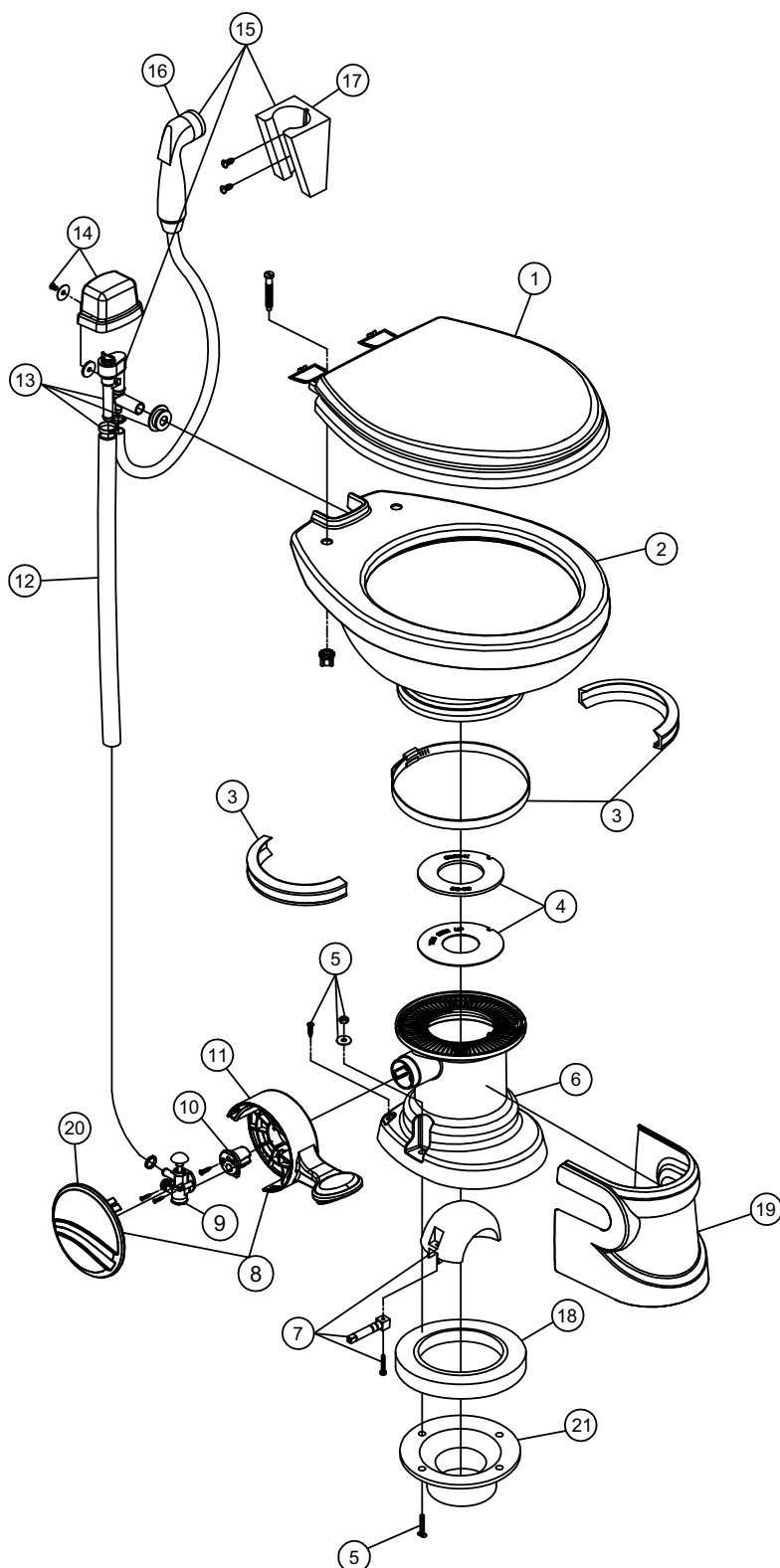
PARTS LIST: 111 TRAVELER LITE



ITEM	PART NO.	DESCRIPTION
1	385344088	SEAT ASSEMBLY, WHITE
	385344089	SEAT ASSEMBLY, BONE
2	385310790	CHINA BOWL KIT, WHITE
	385310791	CHINA BOWL KIT, BONE
3	385310048	BAND AND HALF CLAMP, KIT - BONE
	385310025	BAND AND HALF CLAMP, KIT - WHITE
4	385311462	SEAL REPLACEMENT , KIT
5	385310064	MOUNTING HARDWARE
6	385311560	KIT, BASE SH'T GR S.PED-BON (INC 3-11&20)
	385311559	KIT, BASE SH'T GR S.PED-WHT (INC. 3-11&20)
7	385318162	KIT,BALL,SHAFT & CART, WHITE (INC. 10)
8	385311551	KIT, SHORT PAD/PEDAL COVER-WHT
	385311552	KIT, SHORT PAD/PEDAL COVER-BNE
9	385314349	WATER VALVE, KIT
10	385236096	SPRING CARTRIDGE, KIT
11	385311553	KIT, SHORT PAD LEVER/CART (INC. 10)
12	385340177	HOSE, SUPPLY - BONE.
	385345377	HOSE, SUPPLY - WHITE.
13	385316906	VACUUM BREAKER, KIT - WITHOUT SPRAY
	385230335	VACUUM BREAKER, KIT - WITH SPRAY
14	385310795	VACUUM BREAKER COVER, KIT- WHITE
	385310796	VACUUM BREAKER COVER, KIT- BONE
15	385319054	VACUUM BREAKER, KIT (INC. 13,16,17)
16	385311124	HAND SPRAY KIT
17	385230319	HAND SPRAY BRACKET (screws inc.)
18	385310063	FLOOR FLANGE, KIT
ITEM 19 SOLD SEPARATELY		
19	385345889	FLOOR FLANGE, 3" MPT
	385345892	FLOOR FLANGE, 3" SOCKET
	385343765	FLOOR FLANGE, 3" SPIGOT
	385310961	FLOOR FLANGE ADAPTER, 45° SWIVEL *must be used with seal included in kit.
20	385310108	PEDESTAL COVER WHITE
	385310109	PEDESTAL COVER BONE

Dometic Corporation - Sanitation Systems
13128 State Rt. 226, P.O. Box 38
Big Prairie, OH 44611-0038 USA
Telephone: 330-496-3211
Fax: 330-496-3097
Email: sealand@dometicusa.com

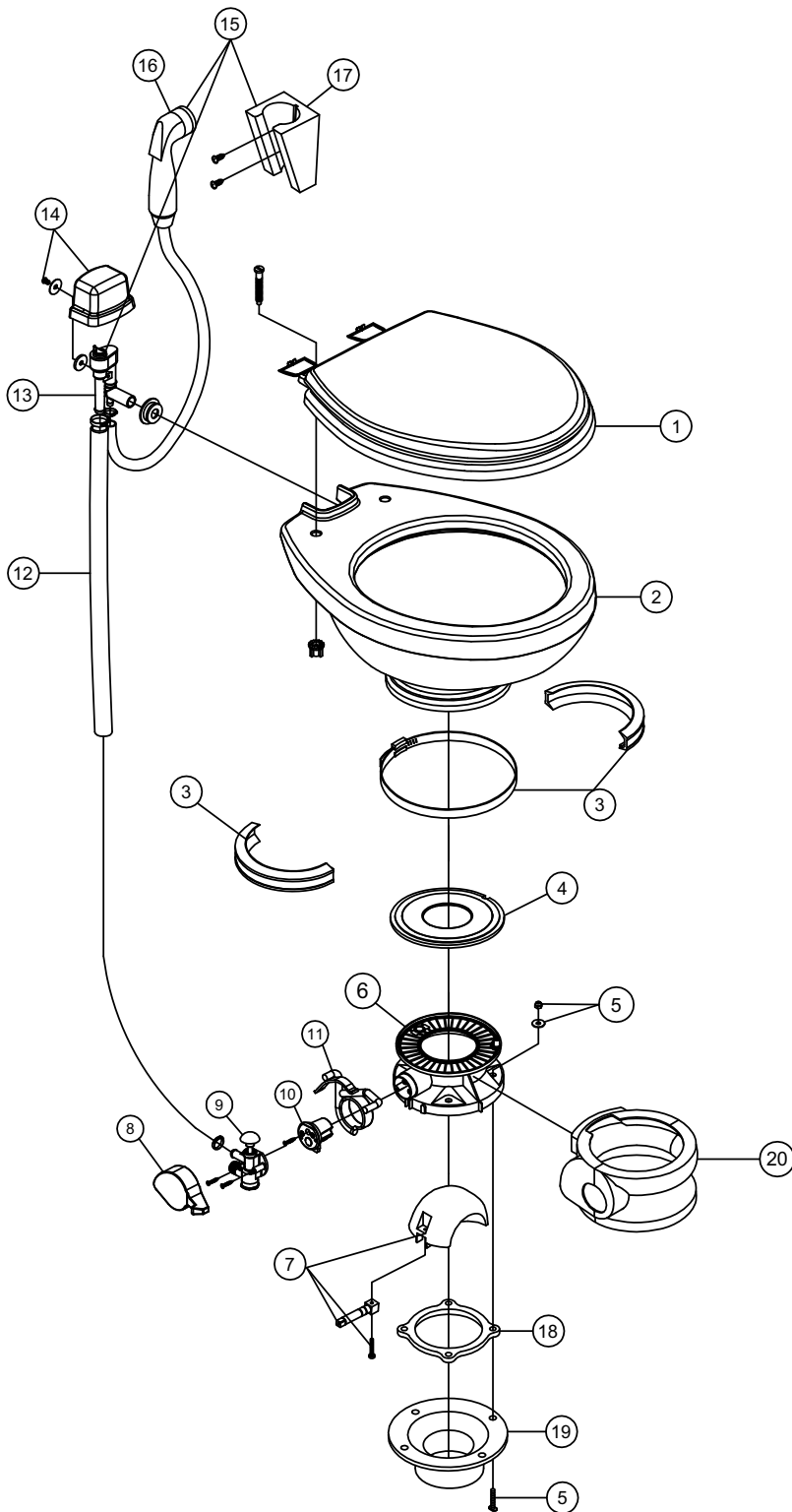
PARTS LIST: 110 & 210 TRAVELER LITE



ITEM	PART NO.	DESCRIPTION
1	385344088	SEAT ASSEMBLY, WHITE
	385344089	SEAT ASSEMBLY, BONE
2	385310790	CHINA BOWL KIT, WHITE
	385310791	CHINA BOWL KIT, BONE
3	385310048	BAND AND HALF CLAMP, KIT - BONE
	385310025	BAND AND HALF CLAMP, KIT - WHITE
4	385311462	SEAL REPLACEMENT , KIT
5	385311117	MOUNTING HARDWARE (210 model)
	385310794	MOUNTING HARDWARE WHITE (110 model)
	385310803	MOUNTING HARDWARE BONE (110 model)
BASE KIT INCLUDES THE FOLLOWING ITEMS 3-11 & 18,20		
6	385311128	BASE KIT, WHITE (210 model)
	385311129	BASE KIT, BONE (210 model)
	385310792	BASE KIT, WHITE (110 model)
	385310793	BASE KIT, BONE (110 model)
7	385310681	KIT,BALL,SHAFT & CART, WHITE (inc. item 10)
8	385311119	PEDAL & COVER, WHITE
	385311120	PEDAL & COVER, BONE
9	385314349	WATER VALVE, KIT
10	385310683	SPRING CARTRIDGE, KIT
11	385311121	PEDAL, CARTRIDGE, WHITE (inc. item 10 & 20)
	385311122	PEDAL, CARTRIDGE, BONE (inc. item 10 & 20)
12	385340177	HOSE, SUPPLY - BONE.
	385345377	HOSE, SUPPLY - WHITE.
13	385316906	VACUUM BREAKER, KIT - WITHOUT SPRAY
	385230335	VACUUM BREAKER, KIT - WITH SPRAY
14	385310795	VACUUM BREAKER COVER, KIT- WHITE
	385310796	VACUUM BREAKER COVER, KIT- BONE
15	385319054	VACUUM BREAKER KIT (inc. items 13,16,17)
16	385311124	HAND SPRAY
17	385230319	BRACKET, HAND SPRAY (screws inc.)
18	385311267	FLOOR FLANGE, KIT (MODEL 210 ONLY)
	600343938	FLOOR FLANGE-TL/MO (MODEL 110 ONLY)
19	385311126	SHROUD, WHITE (MODEL 210 ONLY)
	385311127	SHROUD, BONE (MODEL 210 ONLY)
20	385311179	PEDAL COVER - WHITE
	385311180	PEDAL COVER - BONE
ITEM 21 SOLD SEPARATELY		
21	385345889	FLOOR FLANGE, 3" MPT
	385345892	FLOOR FLANGE, 3" SOCKET
	385343765	FLOOR FLANGE, 3" SPIGOT
	385310961	FLOOR FLANGE ADAPTER, 45° SWIVEL *must be used with seal included in kit.

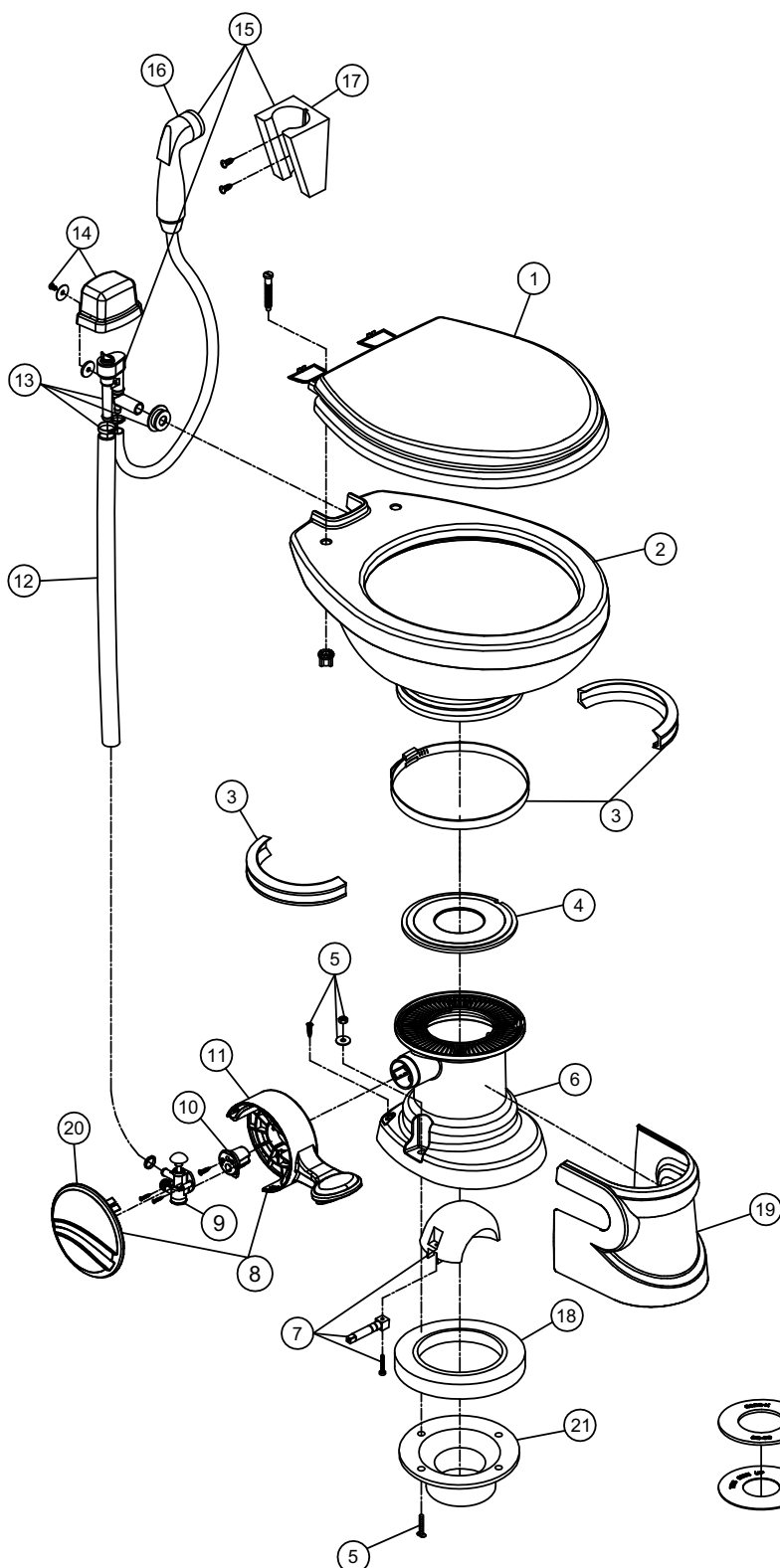
Dometic Corporation - Sanitation Systems
13128 State Rt. 226, P.O. Box 38
Big Prairie, OH 44611-0038 USA
Telephone: 330-496-3211
Fax: 330-496-3097
Email: sealand@dometicusa.com

PARTS LIST: 111 TRAVELER LITE (wood seat)



ITEM	PART NO.	DESCRIPTION
1	385343829	KIT, SEAT-CV'R 500+ - WHITE
	385343831	KIT, SEAT-CV'R 500+ - BONE
2	385310790	KIT,BOWL TRAVELER LITE/WHITE
	385310791	KIT,BOWL TRAVELER LITE/BONE
3	385310048	KIT, HALF CLAMP-BONE
	385310025	KIT, HALF CLAMP-WHITE
4	385310677	SEAL REPLACEMENT , KIT
5	385310064	KIT, MOUNT-TRAVELER-506/806
BASE KIT INCLUDES THE FOLLOWING ITEMS 3-11 & 18 & 20		
6	385311560	KIT, BASE SH'T GR S.PED-BON
	385311559	KIT, BASE SH'T GR S.PED-WHT
7	385310681	KIT,BALL,SHAFT & CART, WHITE (INC. 10)
8	385311551	KIT, SHORT PAD/PEDAL COVER-WHT
	385311552	KIT, SHORT PAD/PEDAL COVER-BNE
9	385314349	KIT, WATER VALVE
10	385236096	KIT, SPRING CARTRIDGE
11	385311553	KIT, SHORT PAD LEVER/CART (INC.10)
12	385340177	KIT, SUPPLY HOSE-BONE
	385345377	KIT, SUPPLY HOSE-WHITE
13	385316906	VACUUM BREAKER, KIT - WITHOUT SPRAY
	385230335	VACUUM BREAKER, KIT - WITH SPRAY
14	385310795	VACUUM BREAKER COVER, KIT- WHITE
	385310796	VACUUM BREAKER COVER, KIT- BONE
15	385319054	VACUUM BREAKER, KIT (INC. 13,16,17)
16	385311124	KIT, HAND SPRAY-WHITE
17	385230319	KIT, BRACKET-HAND SPRAY(screws inc.)
18	385310063	KIT, FLOOR FLANGE SEAL
ITEM 19 SOLD SEPARATELY		
19	385345889	FLOOR FLANGE, 3" MPT
	385345892	FLOOR FLANGE, 3" SOCKET
	385343765	FLOOR FLANGE, 3" SPIGOT
	385310961	FLOOR FLANGE ADAPTER, 45° SWIVEL *must be used with seal included in kit.
20	385310108	KIT, SHORT BASE COVER-WHITE
	385310109	KIT, SHORT BASE COVER-BONE

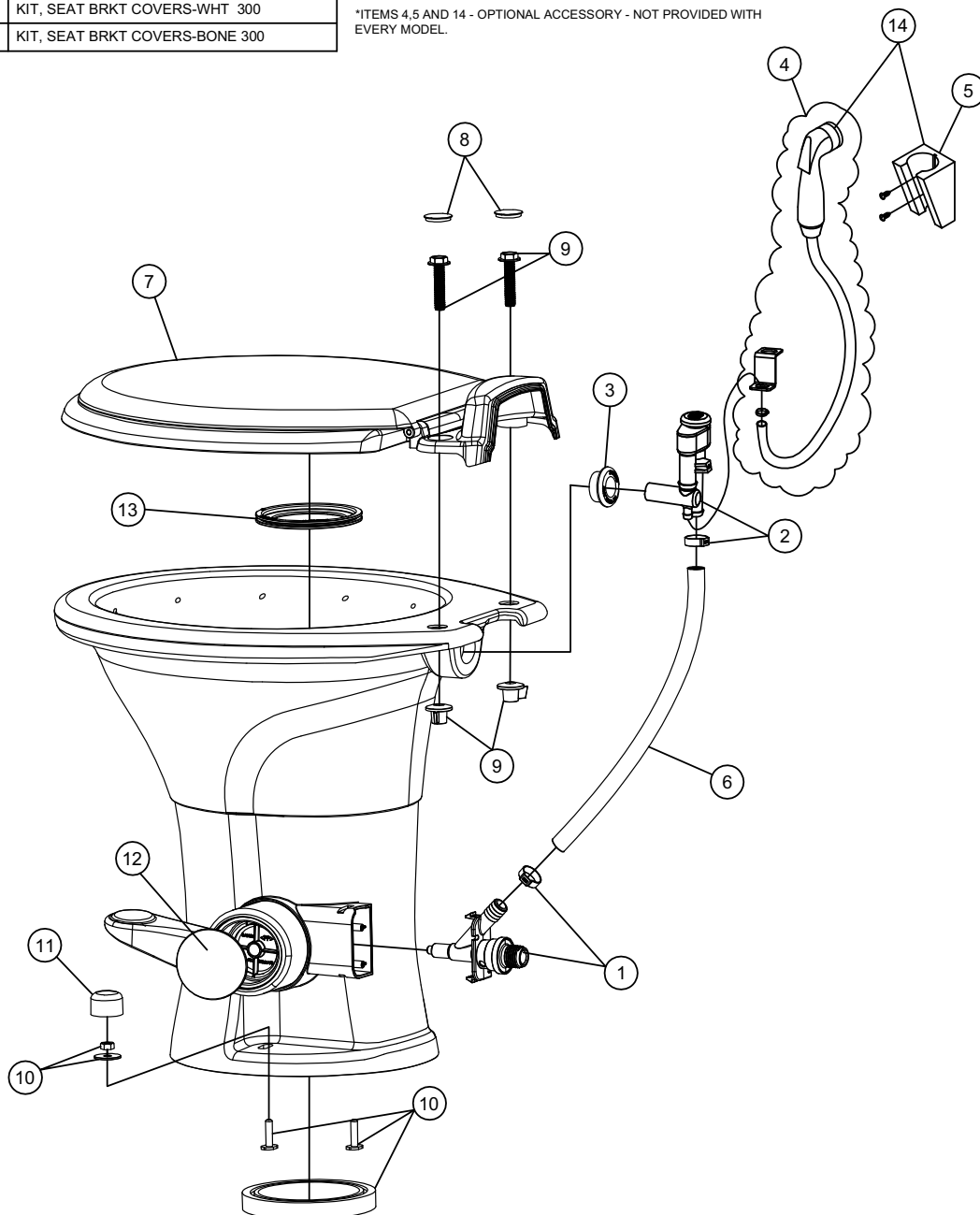
PARTS LIST: 210 TRAVELER LITE (wood seat)



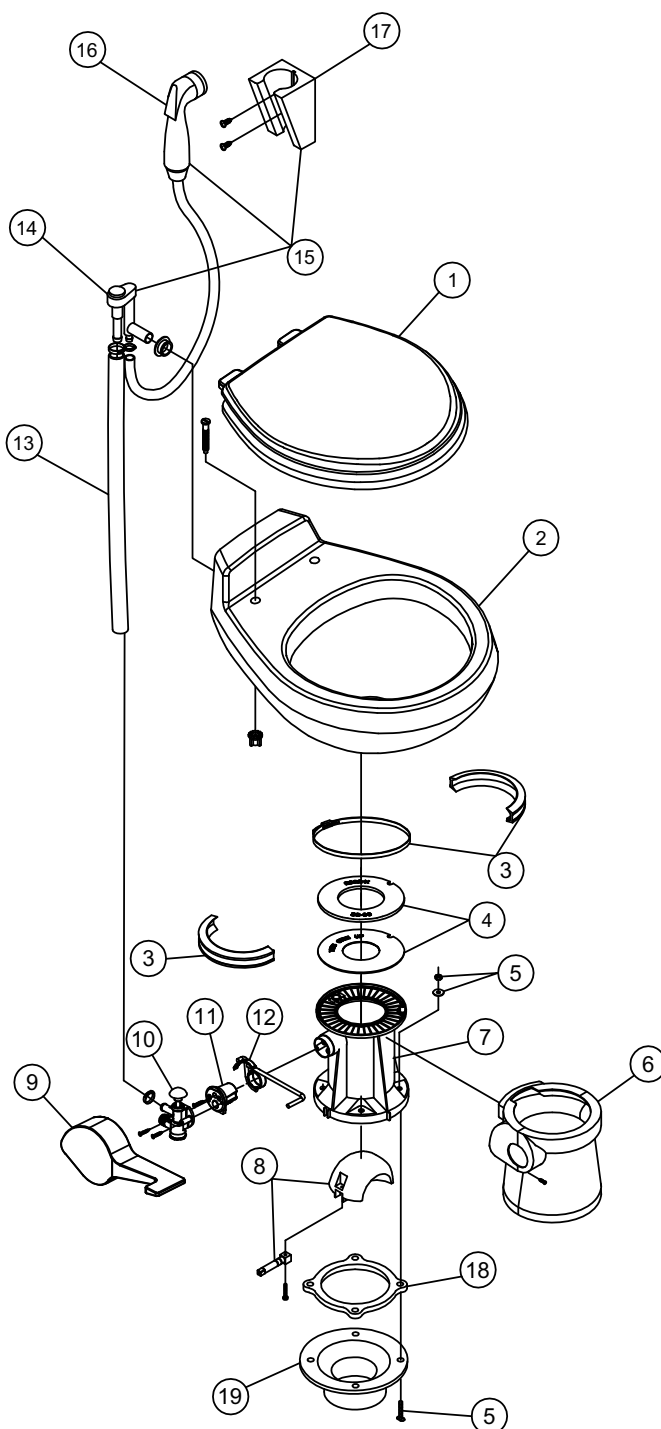
ITEM	PART NO.	DESCRIPTION
1	385343829	KIT, SEAT-CV'R 500+ - WHITE
	385343831	KIT, SEAT-CV'R 500+ - BONE
2	385310790	KIT,BOWL TRAVELER LITE/WHITE
	385310791	KIT,BOWL TRAVELER LITE/BONE
3	385310048	KIT, HALF CLAMP-BONE
	385310025	KIT, HALF CLAMP-WHITE
4	385310677	SEAL REPLACEMENT , KIT
5	385311117	KIT, MOUNTING HARDWARE-210
BASE KIT INCLUDES THE FOLLOWING ITEMS 3-11 & 18,20		
6	385311128	BASE KIT, WHITE (210 model)
	385311129	BASE KIT, BONE (210 model)
7	385310681	KIT,BALL, SHAFT & CART, WHITE (inc. item 10)
8	385311119	KIT, PR PEDAL & COVER-WHT
	385311120	KIT, PR PEDAL & COVER-BONE
9	385314349	KIT, WATER VALVE
10	385310683	KIT, SPRING CARTRIDGE-ECOVAC
11	385311121	KIT, PR PEDAL & CART-WHT (inc. item 10 & 20)
	385311122	KIT, PR PEDAL & CART-BONE(inc. item 10 & 20)
12	385340177	KIT, SUPPLY HOSE-BONE
	385345377	KIT, SUPPLY HOSE-WHITE
13	385316906	VACUUM BREAKER, KIT - WITHOUT SPRAY
	385230335	VACUUM BREAKER, KIT - WITH SPRAY
14	385310795	VACUUM BREAKER COVER, KIT- WHITE
	385310796	VACUUM BREAKER COVER, KIT- BONE
15	385319054	VACUUM BREAKER KIT (inc. items 13,16,17)
16	385311124	KIT, HAND SPRAY-WHITE
17	385230319	KIT, BRACKET-HAND SPRAY(screws inc.)
18	385311267	KIT, FLOOR FLANGE SEAL-5059
19	385311126	KIT, BASE SHROUD-WHITE (210 ONLY)
	385311127	KIT, BASE SHROUD-BONE (210 ONLY)
20	385311179	KIT, PEDAL CV'R REPL 210 WHT
	385311180	KIT, PEDAL CV'R REPL 210 BONE
ITEM 21 SOLD SEPARATELY		
21	385345889	FLOOR FLANGE, 3" MPT
	385345892	FLOOR FLANGE, 3" SOCKET
	385343765	FLOOR FLANGE, 3" SPIGOT
	385310961	FLOOR FLANGE ADAPTER, 45° SWIVEL *must be used with seal included in kit.

PARTS LIST: 310 Gravity Flush Toilet

1	385311641	KIT, WATER VALVE	9	385311650	KIT, SEAT MTG HARD-WHT (INC. 8)
2	385230335	KIT, HAND SPRAY VB (INC. 3)		385311651	KIT, SEAT MTG HARD-BONE (INC. 8)
	385316906	KIT, VACUUM BREAKER (INC. 3)	10	385311652	KIT, MTG HARDWARE-WHT (INC. 11)
3	385311164	KIT, SEALING GROMMET 1/2"		385311653	KIT, MTG HARDWARE-BONE (INC. 11)
4*	385319054	KIT, VAC BREAK W/SPRAY-WHT (INC.2,3 & 5)	11	385311654	KIT, MTG HARD CAP-WHT
5*	385230319	KIT, BRACKET-HAND SPRAY		385311655	KIT, MTG HARD CAP-BONE
6	385340177	KIT, SUPPLY HOSE-BONE	12	385311656	KIT, PEDAL CVR CAP-WHT
	385345377	KIT, SUPPLY HOSE-WHITE		385311657	KIT, PEDAL CVR-BONE
7	385311646	KIT, SEAT/CVR-WHT (INC. 8 & 9)	13	385311658	KIT, FLUSH BALL SEAL
	385311647	KIT SEAT/CVR-BONE (INC. 8 & 9)	14*	385311124	KIT, HAND SPRAY-WHITE (INC. 5)
8	385311648	KIT, SEAT BRKT COVERS-WHT 300	*ITEMS 4,5 AND 14 - OPTIONAL ACCESSORY - NOT PROVIDED WITH EVERY MODEL.		
	385311649	KIT, SEAT BRKT COVERS-BONE 300			



PARTS LIST: 510+



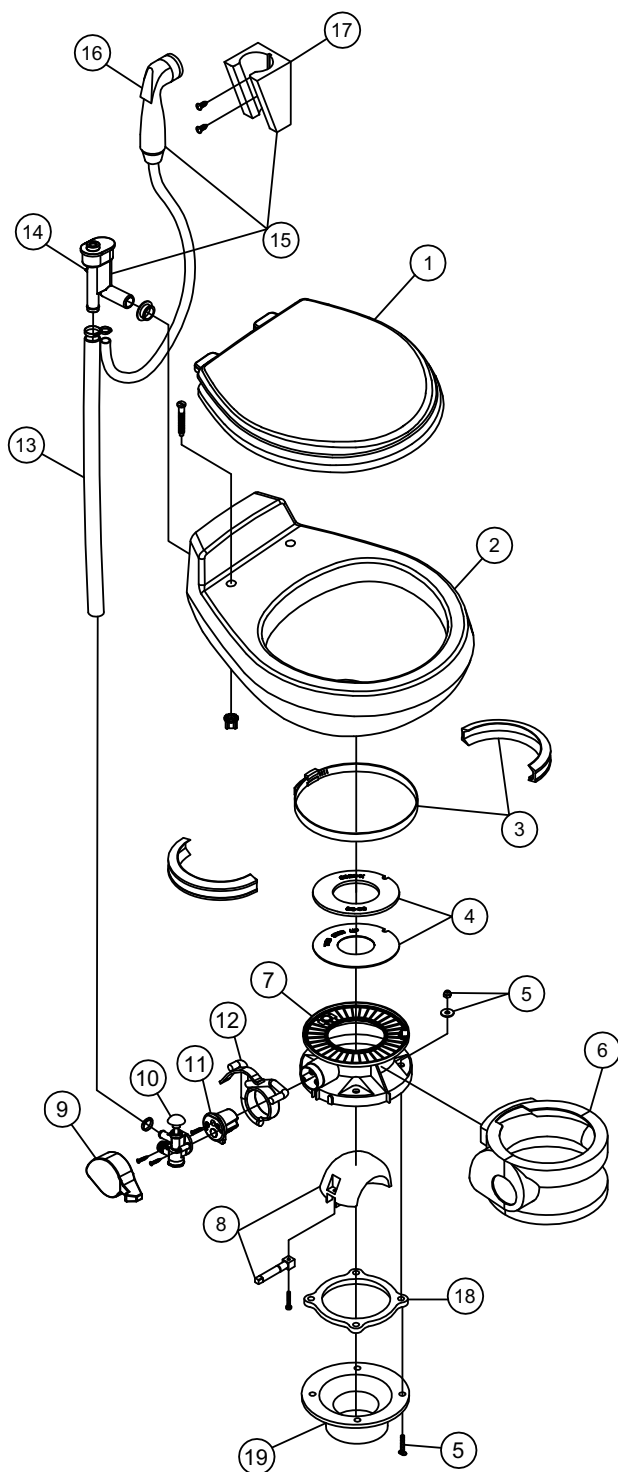
ITEM	PART NO.	DESCRIPTION
1	385343829	SEAT ASSEMBLY, WHITE
	385343831	SEAT ASSEMBLY, BONE
	385343897	SEAT ASSEMBLY, PLATINUM
	385343901	SEAT ASSEMBLY, EBONY
	385343899	SEAT ASSEMBLY, TEAL
2	385310739	CHINA BOWL KIT, WHITE
	385310740	CHINA BOWL KIT, BONE
	385310741	CHINA BOWL KIT, PLATINUM
	385310742	CHINA BOWL KIT, EBONY
	385310743	CHINA BOWL KIT, TEAL
3	385310025	BAND AND HALF CLAMP, KIT WHITE
	385310048	BAND AND HALF CLAMP, KIT BONE
4	385311462	SEAL REPLACEMENT , KIT
5	385310064	MOUNTING HARDWARE
6	385310111	PEDESTAL COVER KIT , WHITE
	385310112	PEDESTAL COVER KIT , BONE
	385310113	PEDESTAL COVER KIT , PLATINUM
	385310173	PEDESTAL COVER KIT , EBONY
	385310203	PEDESTAL COVER KIT , TEAL
7	385310120	BASE KIT, WHITE (inc items 3-12)
	385310121	BASE KIT, BONE (inc items 3-12)
	385310122	BASE KIT, PLATINUM (inc items 3-12)
	385310169	BASE KIT, EBONY (inc items 3-12)
	385310198	BASE KIT, TEAL (inc items 3-12)
8	385318162	KIT,BALL,SHAFT & CART, WHITE(inc. item 11)
	385310177	KIT,BALL,SHAFT & CART, EBONY(inc. item 11)
	385310188	KIT,BALL,SHAFT & CART, TEAL(inc. item 11)
9	385310114	PEDAL COVER, WHITE
	385310115	PEDAL COVER, BONE
	385310116	PEDAL COVER, PLATINUM
	385310175	PEDAL COVER, EBONY
	385310193	PEDAL COVER, TEAL
10	385314349	WATER VALVE, KIT
11	385236096	SPRING CARTRIDGE, KIT
12	385310578	PEDAL, CARTRIDGE, KIT (inc. item 11)
13	385340177	HOSE, SUPPLY - BONE, EBONY, PLAT ,TEAL
	385345377	HOSE, SUPPLY - WHITE
14	385316906	VACUUM BREAKER, KIT - WITHOUT SPRAY
	385230335	VACUUM BREAKER, KIT - WITH SPRAY
15	385319054	VACUUM BREAKER, COMPLETE - WHITE
	385319056	VACUUM BREAKER, COMPLETE - CHROME
	385319057	VACUUM BREAKER, COMPLETE - EBONY
16	385310809	HAND SPRAY, CHROME
	385310873	HAND SPRAY, EBONY
17	385311131	BRACKET,HAND SPRAY-CHROME
	385311125	BRACKET,HAND SPRAY-EBONY
18	385310063	FLOOR FLANGE, KIT (inc item 5)
19	385345889	FLOOR FLANGE, 3" MPT
	385345892	FLOOR FLANGE, 3" SOCKET
	385343765	FLOOR FLANGE, 3" SPIGOT
	385310961	FLOOR FLANGE ADAPTER, 45° SWIVEL (MUST BE USED WITH SEAL INC.)

(ITEM 19 SOLD SEPARATELY)



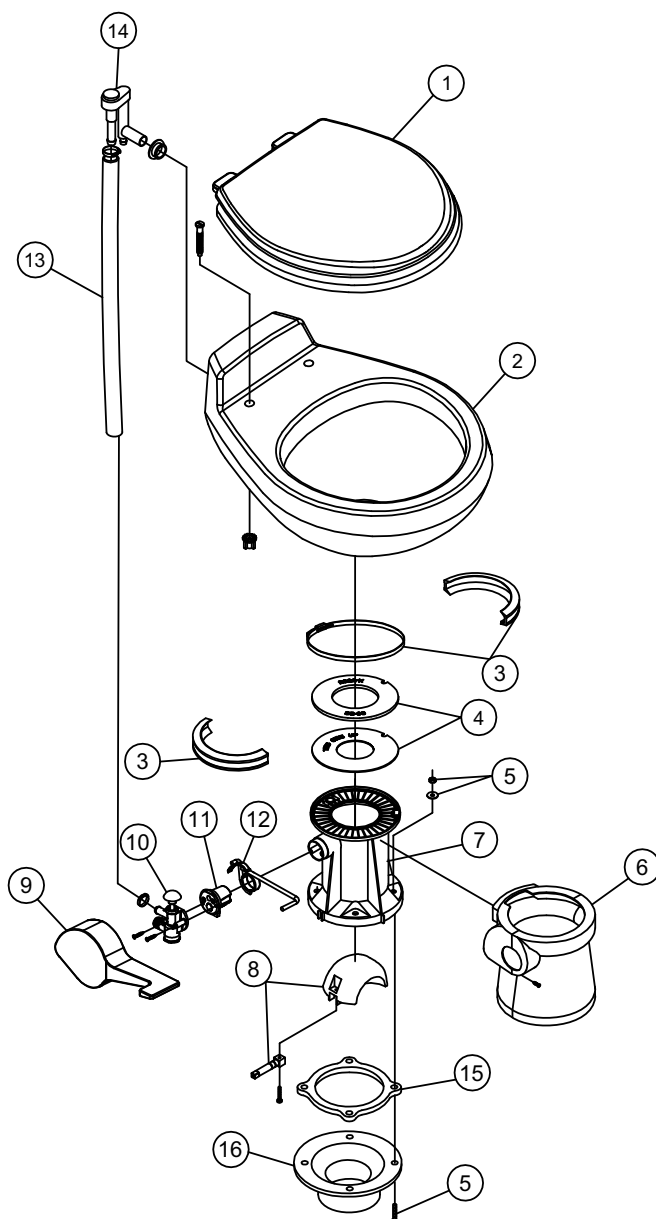
Dometic Corporation - Sanitation Systems
13128 State Rt. 226, P.O. Box 38
Big Prairie, OH 44611-0038 USA
Telephone: 330-496-3211
Fax: 330-496-3097
Email: sealand@dometicus.com

PARTS LIST: 511 H



ITEM	PART NO.	DESCRIPTION
1	385343829	SEAT ASSEMBLY, WHITE
	385343831	SEAT ASSEMBLY, BONE
	385343897	SEAT ASSEMBLY, PLATINUM
	385343901	SEAT ASSEMBLY, EBONY
2	385310739	CHINA BOWL KIT, WHITE
	385310740	CHINA BOWL KIT, BONE
	385310741	CHINA BOWL KIT, PLATINUM
	385310742	CHINA BOWL KIT, EBONY
3	385310048	BAND AND HALF CLAMP, KIT
4	385311462	SEAL REPLACEMENT , KIT
5	385310064	MOUNTING HARDWARE
6	385310108	PEDESTAL COVER KIT , WHITE
	385310109	PEDESTAL COVER KIT , BONE
	385310110	PEDESTAL COVER KIT , PLATINUM
	385310600	PEDESTAL COVER KIT , EBONY
7	385311559	KIT, BASE SH'T GRAV S.PED-WHT (INC 3-12)
	385311560	KIT, BASE SH'T GRAV S.PED-BON (INC 3-12)
	385311561	KIT, BASE SH'T GRAV S.PED-PLT (INC 3-12)
	385311562	KIT, BASE SH'T GRAV S.PED-EBY (INC 3-12)
8	385318162	KIT,BALL,SHAFT & CART, WHITE (INC 11)
	385310177	KIT,BALL,SHAFT & CART, EBONY (INC 11)
9	385311551	KIT, SHORT PAD/PEDAL COVER-WHT
	385311552	KIT, SHORT PAD/PEDAL COVER-BNE
	385311554	KIT, SHORT PAD/PEDAL/CART-PLAT
	385311555	KIT, SHORT PAD/PEDAL/CART-EB'Y
10	385314349	WATER VALVE, KIT
11	385236096	KIT, SPRING CARTRIDGE
12	385311553	KIT, SHORT PAD LEVER/CART (INC 11)
13	385340177	HOSE, SUPPLY - BONE, EBONY, PLAT
	385345377	HOSE, SUPPLY - WHITE
14	385316906	VACUUM BREAKER, KIT - WITHOUT SPRAY
	385230335	KIT, HAND SPRAY VB
15	385319056	KIT, VAC BREAKER W/SPRAY-CHR
	385319054	KIT, VAC BREAK W/SPRAY-WHITE
	385319057	KIT, VAC BREAKER W/SPRAY-EBONY
16	385310809	KIT, HAND SPRAY-CHROME
	385310873	KIT,SPRAY-EBONY
	385311124	KIT, HAND SPRAY-WHITE
17	385311131	BRACKET,HAND SPRAY-CHROME
	385311125	BRACKET,HAND SPRAY-EBONY
	385230319	KIT, BRACKET-HAND SPRAYY
18	385310063	FLOOR FLANGE, KIT (INC 5)
(ITEM 19 SOLD SEPARATELY)		
19	385345889	FLOOR FLANGE, 3" MPT
	385345892	FLOOR FLANGE, 3" SOCKET
	385343765	FLOOR FLANGE, 3" SPIGOT
	385310961	FLOOR FLANGE ADAPTER, 45° SWIVEL (MUST BE USED WITH SEAL INC.)

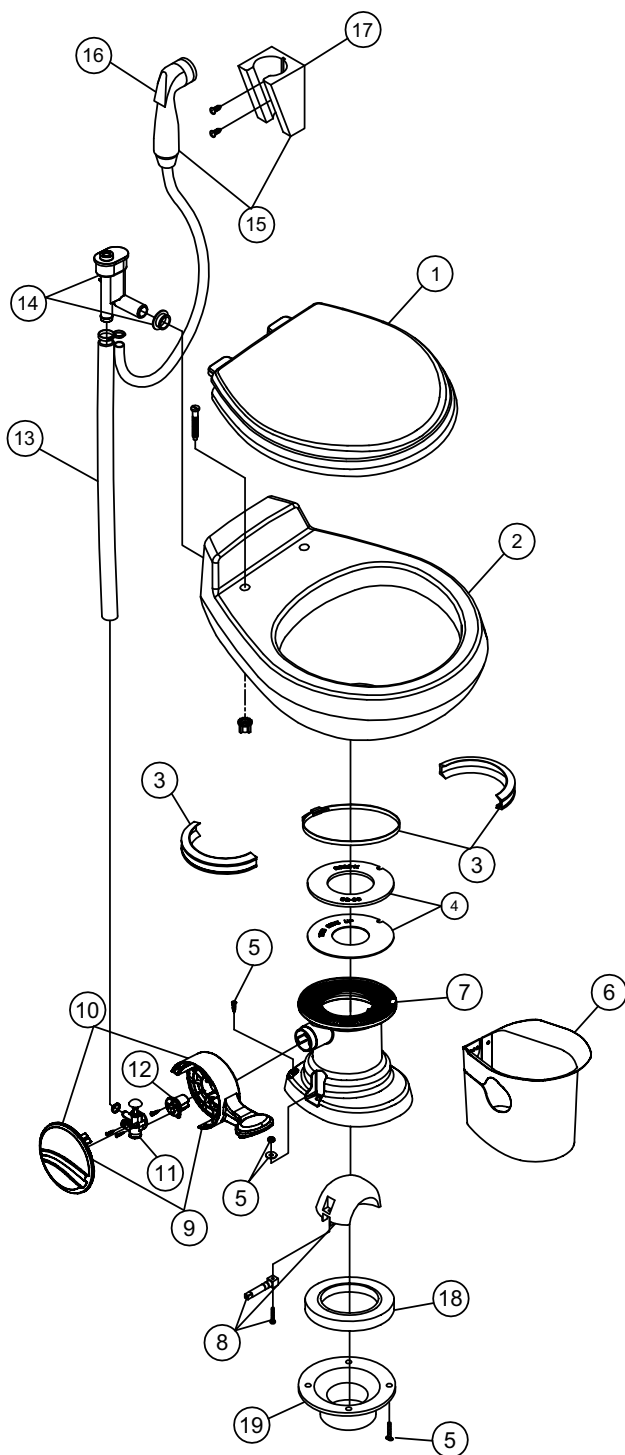
PARTS LIST: 510+ PS



ITEM	PART NO.	DESCRIPTION
1	385343829	SEAT ASSEMBLY, WHITE
	385343831	SEAT ASSEMBLY, BONE
	385343897	SEAT ASSEMBLY, PLATINUM
	385343901	SEAT ASSEMBLY, EBONY
2	385310739	KIT,BOWL - 500+ WHITE
	385310740	KIT,BOWL - 500+ BONE
	385310741	KIT,BOWL - 500+ PLATINUM
	385310742	KIT,BOWL - 500+ EBONY
3	385310048	KIT, HALF CLAMP-BONE
4	385311462	KIT, BASE SEAL REPLACEMENT
5	385310064	KIT, MOUNT-TRAVELER-506/806
6	385310111	PEDESTAL COVER KIT , WHITE
	385310112	PEDESTAL COVER KIT , BONE
	385310113	PEDESTAL COVER KIT , PLATINUM
	385310173	PEDESTAL COVER KIT , EBONY
7	385310120	BASE KIT, WHITE (INC. 3 -12, 15)
	385310121	BASE KIT, BONE (INC. 3 -12, 15)
	385310122	BASE KIT, PLATINUM (INC. 3 -12, 15)
	385310169	BASE KIT, EBONY (INC. 3 -12, 15)
8	385318162	KIT,BALL,SHAFT & CART, WHITE(INC. 11)
	385310177	KIT,BALL,SHAFT & CART, EBONY(INC. 11)
9	385310114	PEDAL COVER, WHITE
	385310115	PEDAL COVER, BONE
	385310116	PEDAL COVER, PLATINUM
	385310175	PEDAL COVER, EBONY
10	385314349	WATER VALVE, KIT
11	385236096	KIT, SPRING CARTRIDGE
12	385310578	PEDAL, CARTRIDGE, KIT (INC. 11)
13	385340177	HOSE, SUPPLY - BONE, EBONY, PLAT
	385345377	HOSE, SUPPLY - WHITE
14	385316906	KIT, VACUUM BREAKER
15	385310063	FLOOR FLANGE, KIT (INC. 5)
16	385345889	FLOOR FLANGE, 3" MPT
	385345892	FLOOR FLANGE, 3" SOCKET
	385343765	FLOOR FLANGE, 3" SPIGOT
	385310961	FLOOR FLANGE ADAPTER, 45° SWIVEL (MUST BE USED WITH SEAL INC.)

(ITEM 16 SOLD SEPARATELY)

PARTS LIST: 510 H

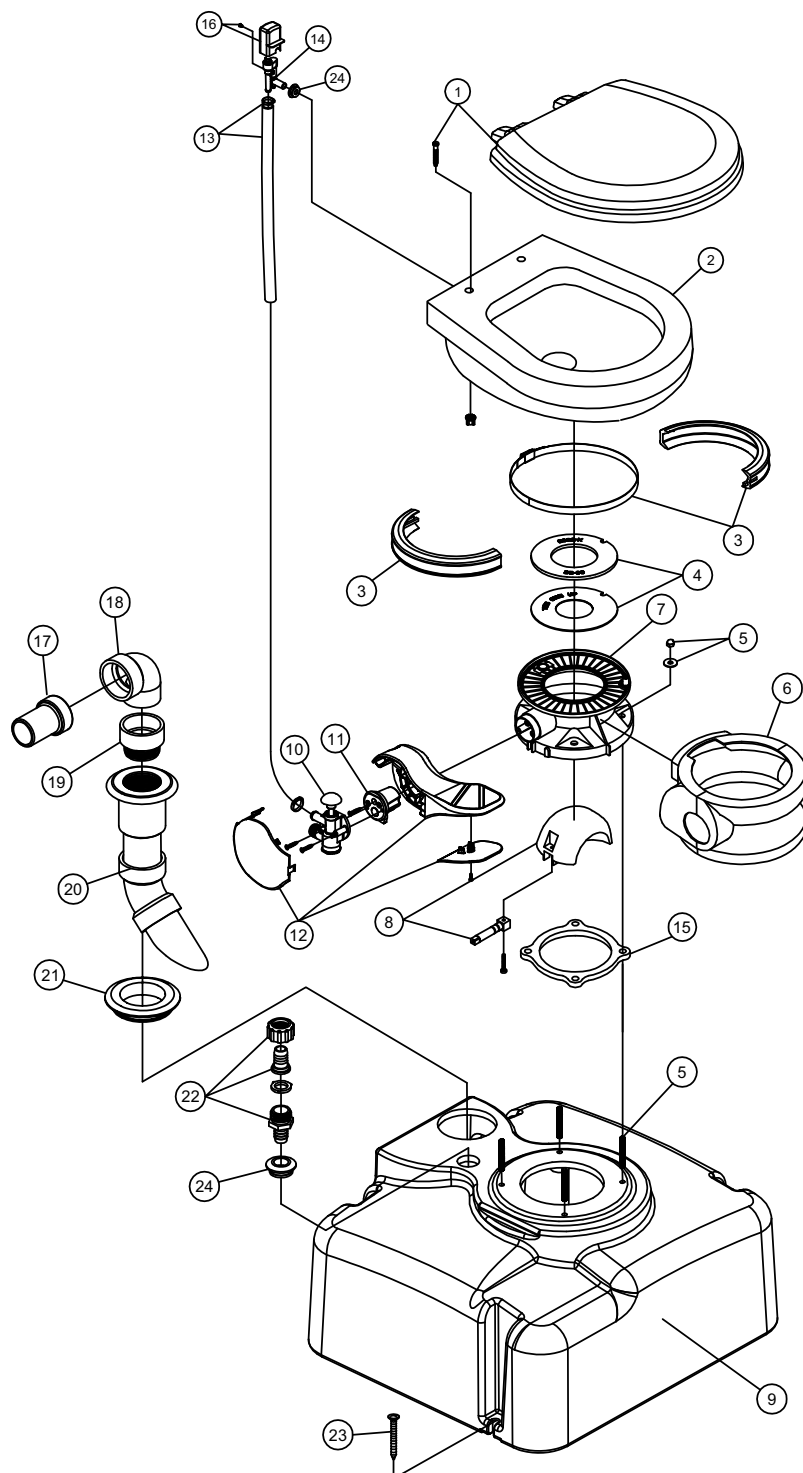


ITEM	PART NO.	DESCRIPTION
1	385343829	SEAT ASSEMBLY, WHITE
	385343831	SEAT ASSEMBLY, BONE
2	385310739	CHINA BOWL KIT, WHITE
	385310740	CHINA BOWL KIT, BONE
3	385310025	BAND AND HALF CLAMP, KIT WHITE
	385310048	BAND AND HALF CLAMP, KIT BONE
4	385311462	KIT, BASE SEAL REPLACEMENT
5	385311117	KIT, MOUNTING HARDWARE-210
6	385311540	KIT, PEDESTAL COVER-500H/WHT
	385311541	KIT, PEDESTAL COVER-500H/BONE
7	385311128	KIT, BASE 210-WHITE (INC 3-5,7-12)
	385311129	KIT, BASE 210-BONE (INC 3-5,7-12)
8	385310681	KIT, BALL/SHAFT/CART/ECOVAC (INC 11)
9	385311119	KIT, PR PEDAL & COVER-WHT
	385311120	KIT, PR PEDAL & COVER-BONE
10	385311121	KIT, PR PEDAL & CART-WHT (INC 12)
	385311122	KIT, PR PEDAL & CART-BONE (INC 12)
11	385314349	WATER VALVE, KIT
12	385310683	KIT, SPRING CARTRIDGE-ECOVAC
13	385340177	HOSE, SUPPLY - BONE, EBONY, PLAT
	385345377	HOSE, SUPPLY - WHITE
14	385316906	KIT, VACUUM BREAKER
	385311542	KIT, VAC BRK W/SP DIVERTER
15	385311543	KIT, VAC BRK W/SP DIVERTER-CHR
16	385310809	HAND SPRAY, CHROME
17	385311131	BRACKET,HAND SPRAY-CHROME
18	600343938	SEAL, FLOOR FLANGE-TL/MO
(ITEM 19 SOLD SEPARATELY)		
19	385345889	FLOOR FLANGE, 3" MPT
	385345892	FLOOR FLANGE, 3" SOCKET
	385343765	FLOOR FLANGE, 3" SPIGOT
	385310961	FLOOR FLANGE ADAPTER, 45° SWIVEL (MUST BE USED WITH SEAL INC.)



Dometic Corporation - Sanitation Systems
13128 State Rt. 226, P.O. Box 38
Big Prairie, OH 44611-0038 USA
Telephone: 330-496-3211
Fax: 330-496-3097
Email: sealand@dometicus.com

PARTS LIST: TRAVELER M28-711 WHITE & BONE

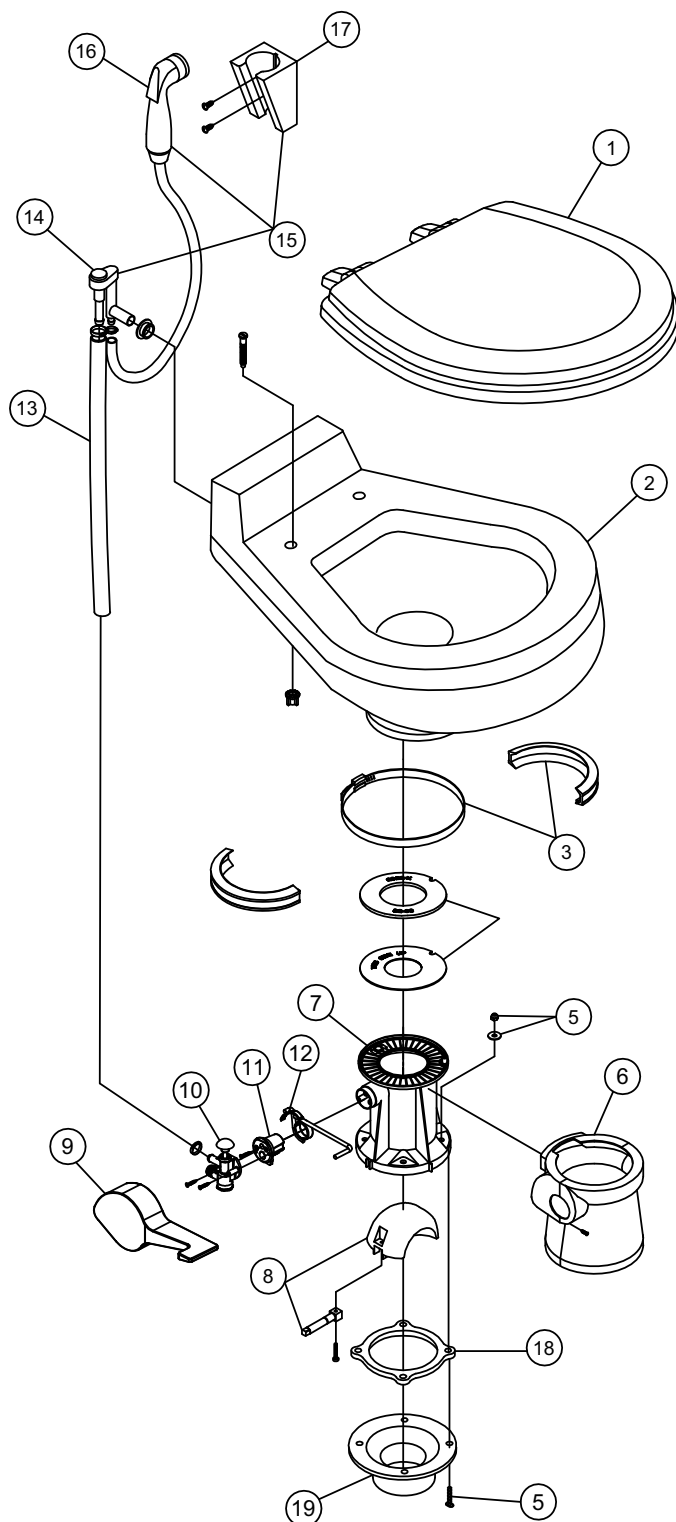


ITEM	PART NO.	DESCRIPTION
1	385344436	SEAT ASSEMBLY, WHITE
	385344437	SEAT ASSEMBLY, BONE
2	385310676	CHINA BOWL KIT, WHITE
	385310781	CHINA BOWL KIT, BONE
3	385310048	BAND AND HALF CLAMP, KIT
4	385311462	SEAL REPLACEMENT , KIT
5	385310534	MOUNTING HARDWARE
6	385310108	PEDESTAL COVER KIT , WHITE
	385310109	PEDESTAL COVER KIT , BONE
7	385311286	BASE KIT, WHITE (inc items 3 -8 & 10-12 &15)
	385310891	BASE KIT, BONE (inc items 3 -8 & 10-12 &15)
8	385310681	KIT,BALL,SHAFT & CART, WHITE(inc. item 11)
9	385311287	M28 WHITE TANK(includes items 15 & 17-24)
	385310085	M28 BONE TANK(includes items 15 & 17-24)
10	385314349	WATER VALVE, KIT
11	385310683	SPRING CARTRIDGE, KIT
12	385310682	PEDAL, CARTRIDGE, KIT WHITE (inc. item 11)
	385310762	PEDAL, CARTRIDGE, KIT BONE (inc. item 11)
13	385345377	HOSE, SUPPLY - WHITE
	385340177	HOSE, SUPPLY - BONE
14	385316906	VACUUM BREAKER, KIT (includes item 24)
15	385310063	KIT, FLOOR FLANGE SEAL
16	385310696	VACUUM BREAKER COVER - WHITE
	385310782	VACUUM BREAKER COVER - BONE
17	307341513	1-1/2" CUSTOM HOSE ADAPTER
18	307341161	ELL, STREET 90 DEGREE
19	307341425	ADAPTER, 1-1/2" HUB X MPT
20	385310532	KIT, DIP TUBE-M28 TANK (includes item 21)
21	385311110	KIT, SEALING GROMMET 2"
22	385314362	KIT, 911-M28 VENT FITTING
23	385310533	KIT, MOUNTING -M28 TANK
24	385311164	KIT, SEALING GROMMET 1/2"



Dometic Corporation - Sanitation Systems
13128 State Rt. 226, P.O. Box 38
Big Prairie, OH 44611-0038 USA
Telephone: 330-496-3211
Fax: 330-496-3097
Email: sealand@dometicusa.com

PARTS LIST: 2010



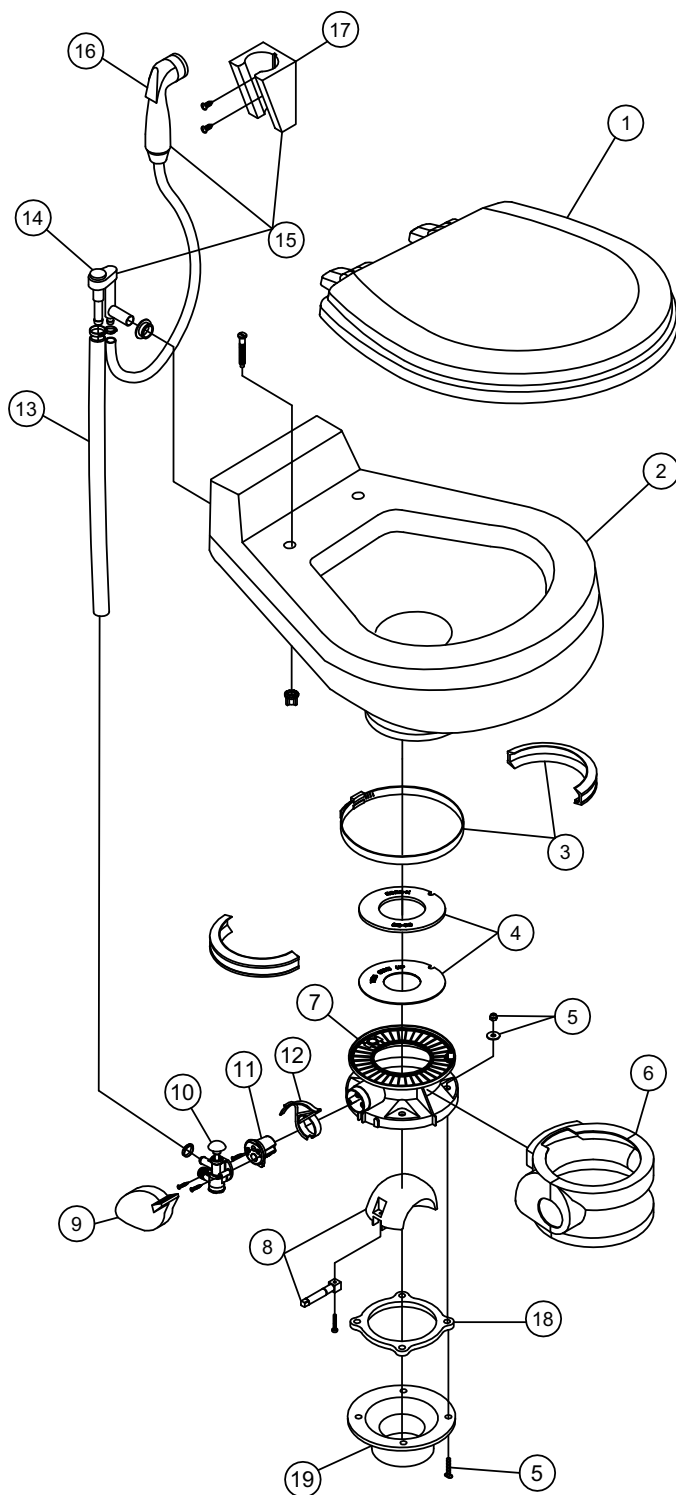
ITEM	PART NO.	DESCRIPTION
1	385344436	SEAT ASSEMBLY, WHITE
	385344437	SEAT ASSEMBLY, BONE
	385344438	SEAT ASSEMBLY, EBONY
2	385310615	CHINA BOWL KIT, WHITE
	385310616	CHINA BOWL KIT, BONE
	385310585	CHINA BOWL KIT, EBONY
3	385310048	BAND & HALF CLAMP KIT BONE
	385310025	BAND & HALF CLAMP KIT WHITE
4	385311462	SEAL REPLACEMENT KIT
5	385310064	MOUNTING HARDWARE
6	385310111	PEDESTAL COVER KIT - WHITE
	385310112	PEDESTAL COVER KIT - BONE
	385310173	PEDESTAL COVER KIT - EBONY
7	385310120	BASE KIT- WHITE (inc items 3-12)
	385310121	BASE KIT- BONE (inc items 3-12)
	385310169	BASE KIT- EBONY (inc items 3-12)
8	385318162	KIT,BALL,SHAFT & CART- WHITE(inc. item 11)
	385310177	KIT,BALL,SHAFT & CART- EBONY(inc. item 11)
9	385310114	PEDAL COVER - WHITE
	385310115	PEDAL COVER - BONE
	385310175	PEDAL COVER - EBONY
10	385314349	WATER VALVE - KIT
11	385236096	SPRING CARTRIDGE - KIT
12	385310578	PEDAL, CARTRIDGE, KIT (inc. item 11)
13	385340177	HOSE, SUPPLY - BONE & EBONY.
	385345377	HOSE, SUPPLY - WHITE
14	385316906	VACUUM BREAKER, KIT - USED WITHOUT SPRAY
	385230335	VACUUM BREAKER, KIT - USED WITH SPRAY
15	385319056	VACUUM BREAKER, COMPLETE - CHROME
	385319057	VACUUM BREAKER, COMPLETE - EBONY
16	385310873	HAND SPRAY - EBONY.
	385310809	HAND SPRAY - CHROME
17	385311131	BRACKET,HAND SPRAY-CHROME
	385311125	BRACKET,HAND SPRAY-EBONY
18	385310063	FLOOR FLANGE, (inc item 5)
19	385345889	FLOOR FLANGE, 3" MPT
	385345892	FLOOR FLANGE, 3" SOCKET
	385343765	FLOOR FLANGE, 3" SPIGOT
	385310961	FLOOR FLANGE ADAPTER, 45° SWIVEL (MUST BE USED WITH SEAL INC.)

(ITEM 19 SOLD SEPARATELY)



Dometic Corporation - Sanitation Systems
13128 State Rt. 226, P.O. Box 38
Big Prairie, OH 44611-0038 USA
Telephone: 330-496-3211
Fax: 330-496-3097
Email: sealand@dometicus.com

PARTS LIST: 2011



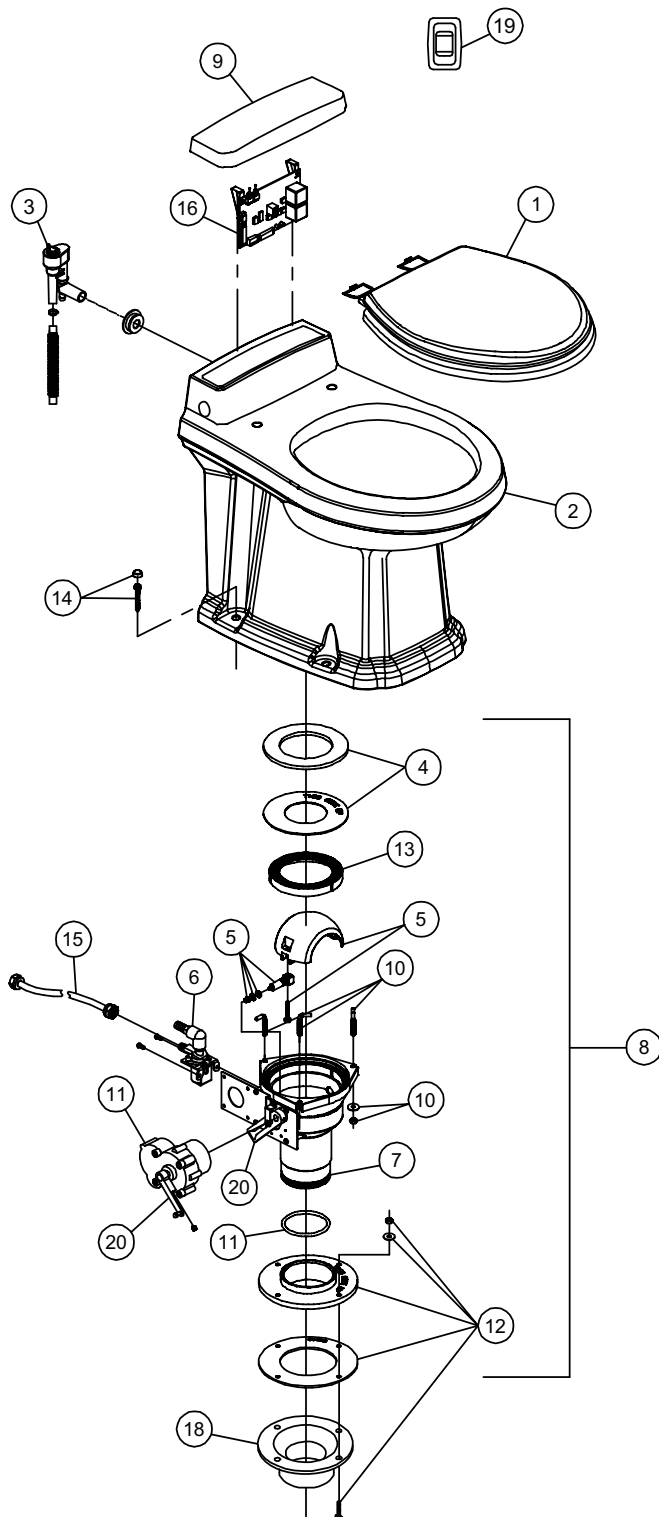
ITEM	PART NO.	DESCRIPTION
1	385344436	SEAT ASSEMBLY, WHITE
	385344437	SEAT ASSEMBLY, BONE
	385344438	SEAT ASSEMBLY, EBONY
2	385310615	CHINA BOWL KIT, WHITE
	385310616	CHINA BOWL KIT, BONE
	385310585	CHINA BOWL KIT, EBONY
3	385310048	BAND AND HALF CLAMP, KIT BONE
	385310025	BAND AND HALF CLAMP, KIT WHITE
4	385311462	SEAL REPLACEMENT , KIT
5	385310064	MOUNTING HARDWARE
6	385310108	PEDESTAL COVER KIT , WHITE
	385310109	PEDESTAL COVER KIT , BONE
	385310600	PEDESTAL COVER KIT , EBONY
7	385310123	BASE KIT, WHITE (inc items 3-12)
	385310124	BASE KIT, BONE (inc items 3-12)
	385310588	BASE KIT, EBONY (inc items 3-12)
8	385318162	KIT,BALL,SHAFT & CART, WHITE(inc. item 11)
	385310177	KIT,BALL,SHAFT & CART, EBONY(inc. item 11)
9	385310117	PEDAL COVER, WHITE
	385310118	PEDAL COVER, BONE
	385310593	PEDAL COVER, EBONY
10	385314349	WATER VALVE, KIT
11	385236096	SPRING CARTRIDGE, KIT
12	385310579	PEDAL, CARTRIDGE, KIT (inc. item 11)
13	385340177	HOSE, SUPPLY - BONE & EBONY.
	385345377	HOSE, SUPPLY - WHITE
14	385316906	VACUUM BREAKER, KIT - WITHOUT SPRAY
	385230335	VACUUM BREAKER, KIT - WITH SPRAY
15	385319056	VACUUM BREAKER, SPRAY & BRACKET, KIT
16	385310809	HAND SPRAY, CHROME
	385310873	HAND SPRAY, EBONY.
17	385311131	BRACKET,HAND SPRAY-CHROME
	385311125	BRACKET,HAND SPRAY-EBONY
18	385310063	FLOOR FLANGE, KIT (inc item 5)
19	385345889	FLOOR FLANGE, 3" MPT
	385345892	FLOOR FLANGE, 3" SOCKET
	385343765	FLOOR FLANGE, 3" SPIGOT
	385310961	FLOOR FLANGE ADAPTER, 45° SWIVEL *MUST BE USED WITH SEAL PROVIDED.

(ITEM 19 SOLD SEPARATELY)



Dometic Corporation - Sanitation Systems
13128 State Rt. 226, P.O. Box 38
Big Prairie, OH 44611-0038 USA
Telephone: 330-496-3211
Fax: 330-496-3097
Email: sealand@dometicusa.com

PARTS LIST: 3110 PLUG IN BASE 18' HARNESS 302311013



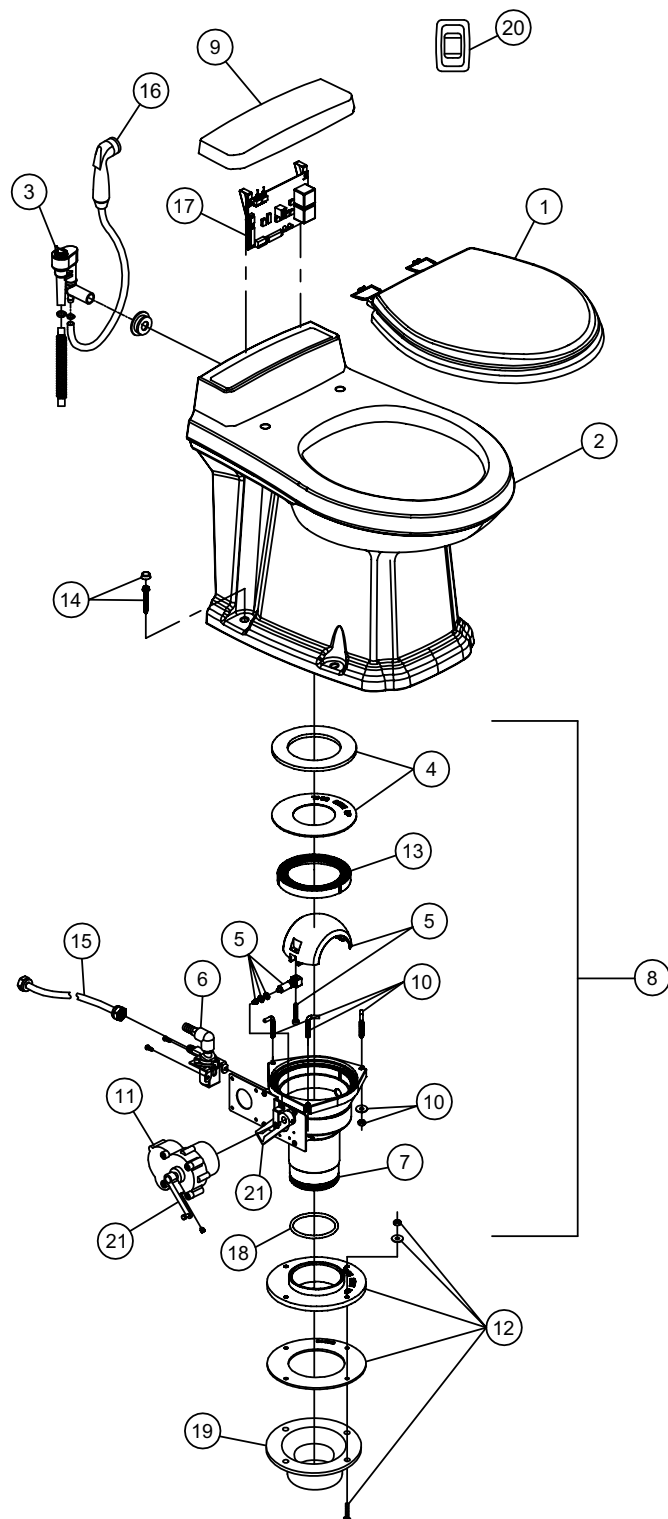
ITEM	PART NUMBER	DESCRIPTION
1	385344014	SEAT & COVER, BONE
2	385310812	CHINA BOWL, BONE
3	385310807	VACUUM BREAKER ASSEMBLY
4	385311009	KIT, SEAL PLUG IN BASE
5	385310969	SHAFT/ HALF BALL KIT
6	385310821	WATER VALVE w/MOUNTING SCREWS (12VDC)
7	385311051	BASE PLUG IN (inc. items 4,5,10,13)
8	385311050	COMPLETE BASE 3010 PLUG IN
9	385310852	ACCESS COVER, BONE
10	385311011	L- BOLTS/NUTS /WASH/ PLUG IN BASE
11	385310822	MOTOR & MOUNTING HARDWARE (12VDC)
12	385311013	FLOOR FLANGE ADAPTER KIT
13	385311292	KIT, BASE RING INSERT
14	385310785	CHINA BOWL MOUNTING KIT, BONE
15	385311018	SUPPLY HOSE
16	385310887	CONTROL MODULE KIT-12VDC
17	385311294	KIT, O'RING PLUG-IN BASE
18	385343765	FLOOR FLANGE 3" SPIGOT (sold separately)
	385345892	FLOOR FLANGE 3" HUB (sold separately)
	385345889	FLOOR FLANGE 3" MALE PIPE THREAD (sold separately)
	307344653	FLOOR FLANGE 45° SWIVEL (sold separately)
19	385311200	FLUSH SWITCH (CABLE INCLUDED)
20	385311417	KIT, BASE DRIVE ARMS
N/S	385310854	ACCESS COVER MOUNTING KIT

* WHENEVER THE BASE IS REMOVED, YOU MUST REPLACE THE L-BOLTS AND NUTS.



Dometic Corporation - Sanitation Systems
 13128 State Rt. 226, P.O. Box 38
 Big Prairie, OH 44611-0038 USA
 Telephone: 330-496-3211
 Fax: 330-496-3097
 Email: sealand@dometicus.com

PARTS LIST: 3110 PLUG IN BASE



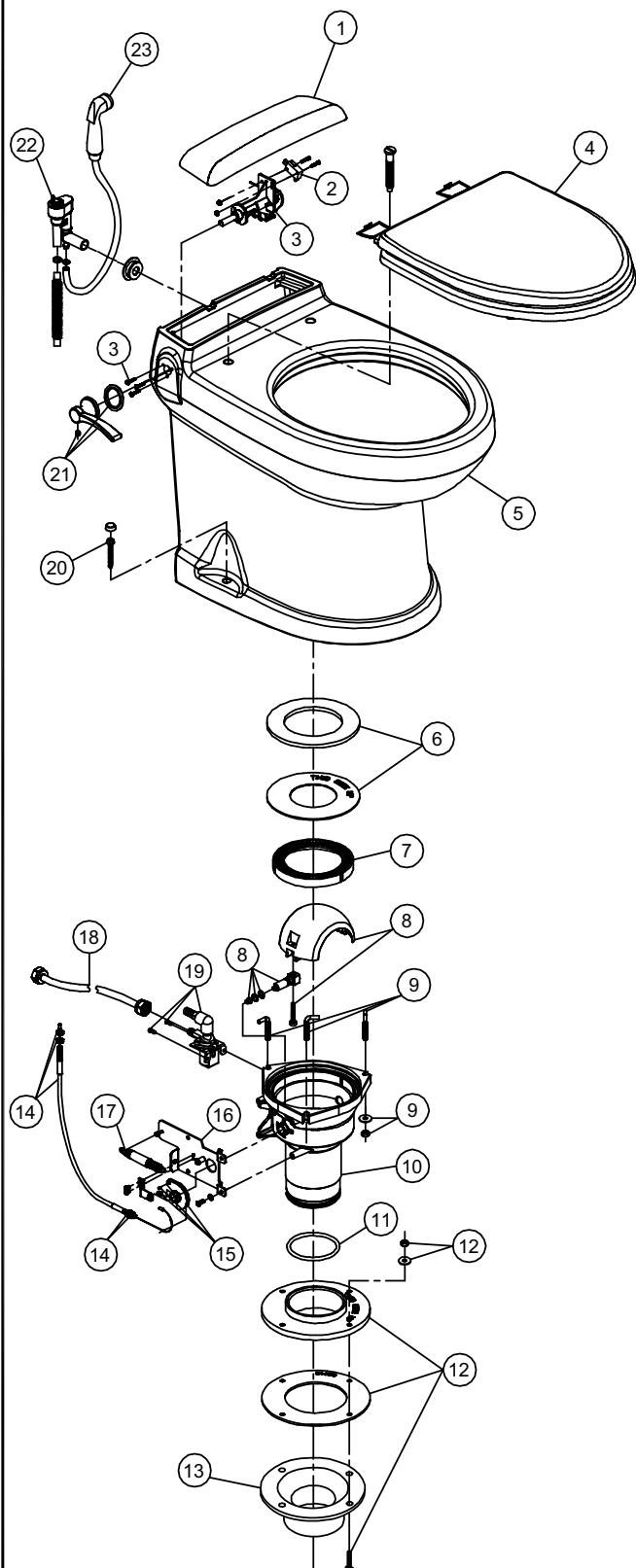
ITEM	PART NUMBER	DESCRIPTION
1	385344013	KIT, SEAT-CV'R MAG OP-WHITE
	385344014	KIT, SEAT-CV'R MAG OP-BONE
	385344018	KIT, SEAT-CV'R MAG OP-PLAT
	385344019	KIT, SEAT-CV'R MAG OP-EBONY
2	385310811	KIT,BOWL MAGNUM OPUS WHT TALL
	385310812	KIT,BOWL MAGNUM OPUS BONE TALL
	385310867	KIT,BOWL MAGNUM OPUS PLAT TALL
	385310869	KIT,BOWL MAGNUM OPUS EBY TALL
3	385310807	KIT, VAC BRK'R ASY/PLUGIN BASE
	385310808	KIT, VAC BRK'K SPRAY/PLUGIN BS
4	385311009	KIT, PLUG IN BASE SEALS
5	385310969	KIT, MO HALFB'L/SHAFT AY-WHT
	385310971	KIT, MO HALFB'L/SHAFT AY-EBY
6	385310821	KIT, WATER VALVE12/MAGNUM OPUS
7	385311051	KIT, BASE 3010 ASSY (INC. 4,5,10,13)
8	385311050	KIT, BASE 3010 PLUGIN COMPLETE
9	385310851	KIT,ACCESS LID/MAGNUM OPUS WHT
	385310852	KIT,ACCESS LID/MAGNUM OPUS BON
	385310864	KIT,ACCESS LID MAG OPUS/PLAT
	385310866	KIT,ACCESS LID/MAGNUM OPUS EBY
10	385311011	KIT, CON'TO L-BOLT/NUTS/WSHR
11	385310822	KIT, 12 MOTOR/MTG HARDWARE MO
12	385311013	KIT, CON'TO FLOOR FLANGE ADPT
13	385311292	KIT, BASE RING INSERT
14	385310785	KIT, MOUNTING-ECOVAC - BONE
	385310679	KIT, MOUNTING-ECOVAC - WHITE
	385310813	KIT, MOUNT/MAGNUM OPUS/CHROME
	385310814	KIT, MOUNT/MAGNUM OPUS/GOLD
15	385311018	KIT, PLUG-IN SUPPLY HOSE
16	385310809	KIT, HAND SPRAY-CHROME
	385310873	KIT,SPRAY-EBONY
17	385310887	KIT,MAG OPUS C BOARD-12/TRAV
18	385311294	KIT, O'RING PLUG-IN BASE
19	385343765	FLOOR FLANGE 3" SPIGOT (NOT INC.)
	385345892	FLOOR FLANGE 3" HUB (NOT INC.)
	385345889	FLOOR FLANGE 3" MPT (NOT INC.)
	307344653	FLOOR FLANGE 45° SWIVEL (NOT INC.)
20	385311139	KIT, WALL MT SWITCH-GRAVITY (CABLE INC. 8')
21	385311417	KIT, BASE DRIVE ARMS
N/S	385310854	KIT,ACCESS LID MT/MAGNUM OPUS

* WHENEVER THE BASE IS REMOVED, YOU MUST REPLACE THE L-BOLTS AND NUTS.

Dometic **Sealand**

Dometic Corporation - Sanitation Systems
13128 State Rt. 226, P.O. Box 38
Big Prairie, OH 44611-0038 USA
Telephone: 330-496-3211
Fax: 330-496-3097
Email: sealand@dometicusa.com

PARTS LIST: 3200 PLUG IN BASE



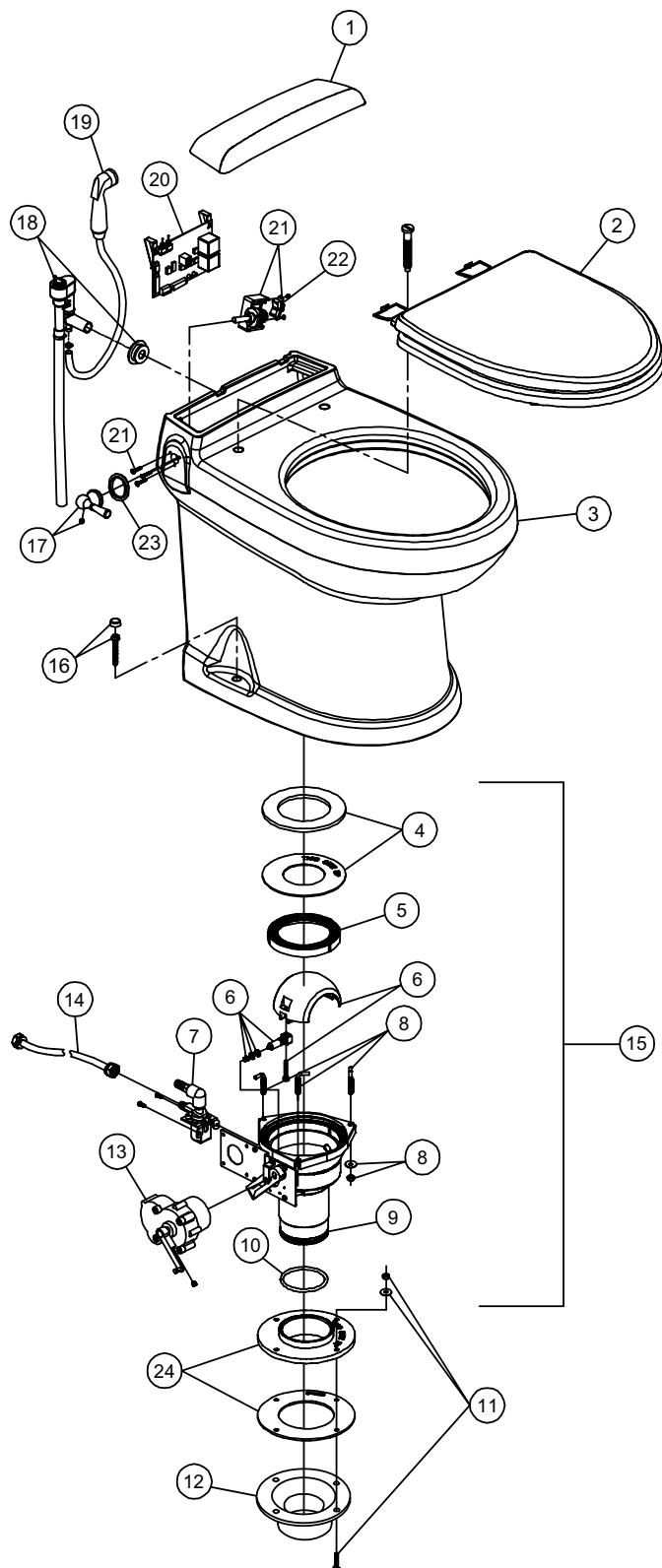
ITEM	PART NO.	DESCRIPTION
1	385311001	ACCESS COVER, WHITE
	385311002	ACCESS COVER, BONE
2	385311003	FLUSH SWITCH ASSY
3	385311004	FLUSH SHAFT HANDLE KIT
4	385311005	SEAT & LID WHITE
	385311006	SEAT & LID BONE
5	385311007	CHINA BOWL, WHITE (inc. lid & dual lock)
	385311008	CHINA BOWL, BONE (inc. lid & dual lock)
6	385311009	BOWL SEAL KIT
7	600343534	RING BASE INSERT
8	385311010	SHAFT/HALF BALL KIT
9	385311011	J-BOLT W/NUTS, WASHER
10	385311028	CONCERTO BASE
11	600344609	O'RING 3.1 X 3.5 X .21
12	385311013	FLOOR FLANGE ADAPTER KIT
13*	385343765	FLOOR FLANGE 3" SPIGOT
	385345892	FLOOR FLANGE 3" HUB
	385345889	FLOOR FLANGE 3" MALE PIPE THREAD
	385310961	FLOOR FLANGE 45° SWIVEL *must use with seal included in kit.
14	385311014	FLUSH CABLE KIT
15	385311015	PULLEY KIT
16	385311016	BASE BRACKET
17	385311017	RETURN SPRING KIT
18	385311018	SUPPLY, HOSE
19	385310821	KIT, WATER VALVE12
20	385311020	MOUNTING HARDWARE CHROME
	385311021	MOUNTING HARDWARE GOLD
	385311022	KIT, CONTO MT'G HARD-BONE/WHT
21	385311023	FLUSH HANDLE CHROME
	385311024	FLUSH HANDLE GOLD
	385311025	FLUSH HANDLE NICKEL
22	385310807	KIT, VAC BRK'R ASY/PLUGIN BASE
	385310808	KIT, VAC BRK'K SPRAY/PLUGIN BASE
23	385310809	HAND SPRAY, CHROME

*ITEM 13 SOLD SEPARATELY



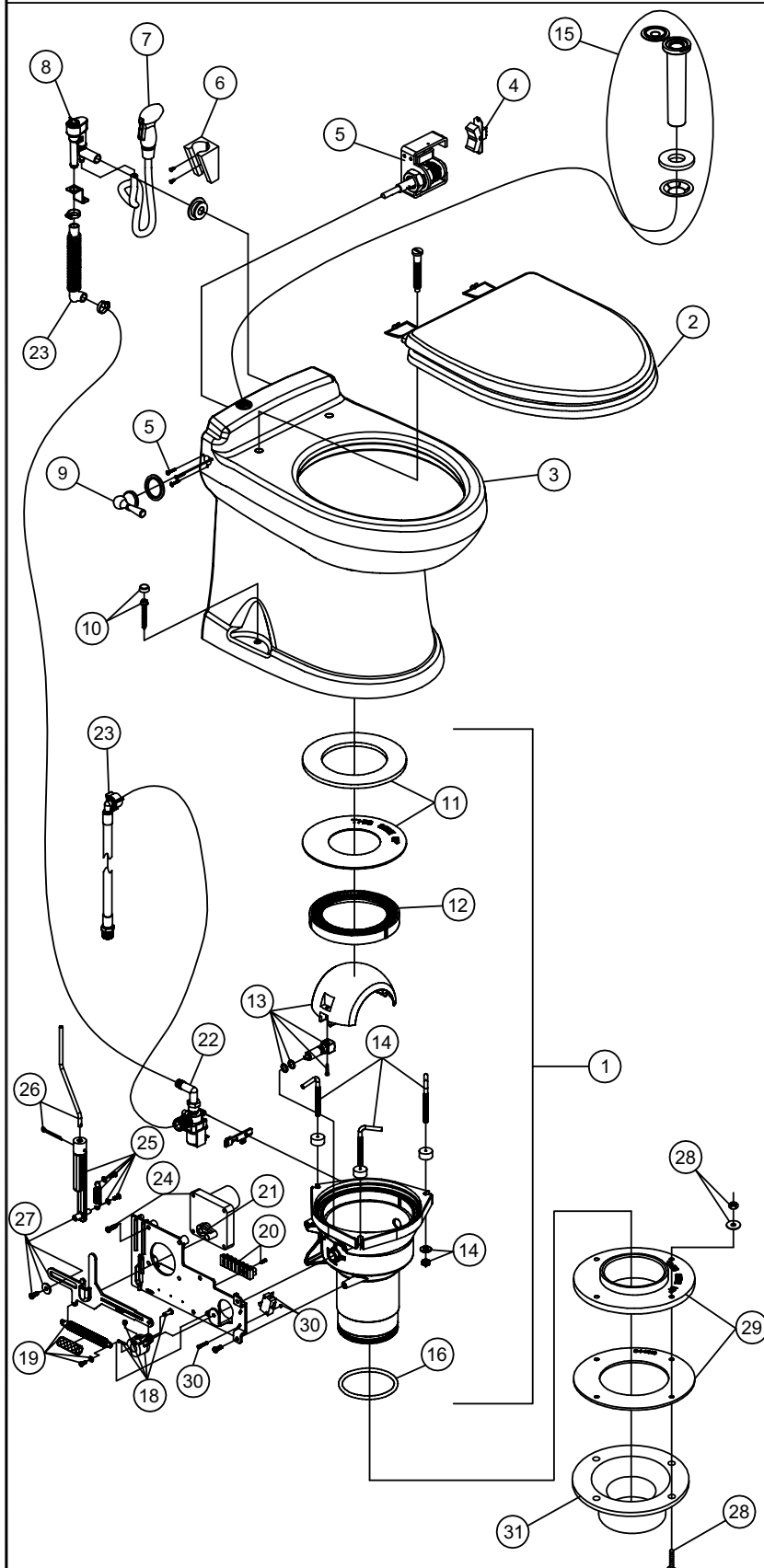
Dometic Corporation - Sanitation Systems
13128 State Rt. 226, P.O. Box 38
Big Prairie, OH 44611-0038 USA
Telephone: 330-496-3211
Fax: 330-496-3097
Email: sealand@dometicusa.com

PARTS LIST: 3310 PLUG IN BASE



ITEM	PART NUMBER	DESCRIPTION
1	385311001	ACCESS COVER, WHITE
	385311002	ACCESS COVER, BONE
2	385311005	SEAT & COVER - WHITE
	385311006	SEAT & COVER - BONE
3	385311007	CHINA BOWL, WHITE
	385311008	CHINA BOWL, BONE
4	385311009	KIT, SEAL PLUG IN BASE
5	385311292	KIT, BASE RING INSERT
6	385310969	SHAFT/ HALF BALL KIT
7	385310821	WATER VALVE w/MOUNTING SCREWS (12VDC)
8	385311011	L- BOLTS/NUTS /WASH/ PLUG IN BASE
9	385311051	BASE PLUG IN (inc. item 8 - 10)
10	385311294	KIT, O'RING PLUG-IN BASE
11	385310064	MOUNTING KIT
12	385343765	FLOOR FLANGE 3" SPIGOT (sold separately)
	385345892	FLOOR FLANGE 3" HUB (sold separately)
	385345889	FLOOR FLANGE 3" MALE PIPE THREAD (sold separately)
	307344653	FLOOR FLANGE 45° SWIVEL (sold separately)
13	385310822	MOTOR & MOUNTING HARDWARE (12VDC)
14	385311018	SUPPLY HOSE
15	385311177	COMPLETE BASE 3310 PLUG IN (INCLUDES ITEMS 4-11 & 13)
16	385310679	MOUNTING KIT - WHITE
	385310785	MOUNTING KIT - BONE
17	385310962	FLUSH HANDLE WITH SET SCREW, CHROME
	385310963	FLUSH HANDLE WITH SET SCREW, GOLD
	385311141	FLUSH HANDLE WITH SET SCREW, NICKEL
18	385311026	VACUUM BREAKER KIT
	385311027	VACUUM BREAKER KIT - WITH SPRAY
19	385310809	HAND SPRAY
20	385311174	CONTROL MODULE 12VDC GRAVITY
21	385311175	FLUSH CONTROL ASSEMBLY w/CABLE
22	385311176	ROCKER SWITCH w/CABLE
23	600344695	WASHER, FLUSH HANDLE
24	385311013	FLOOR FLANGE ADAPTER KIT
N/S	385310854	ACCESS COVER MOUNTING KIT
N/S	385311417	KIT, BASE DRIVE ARMS

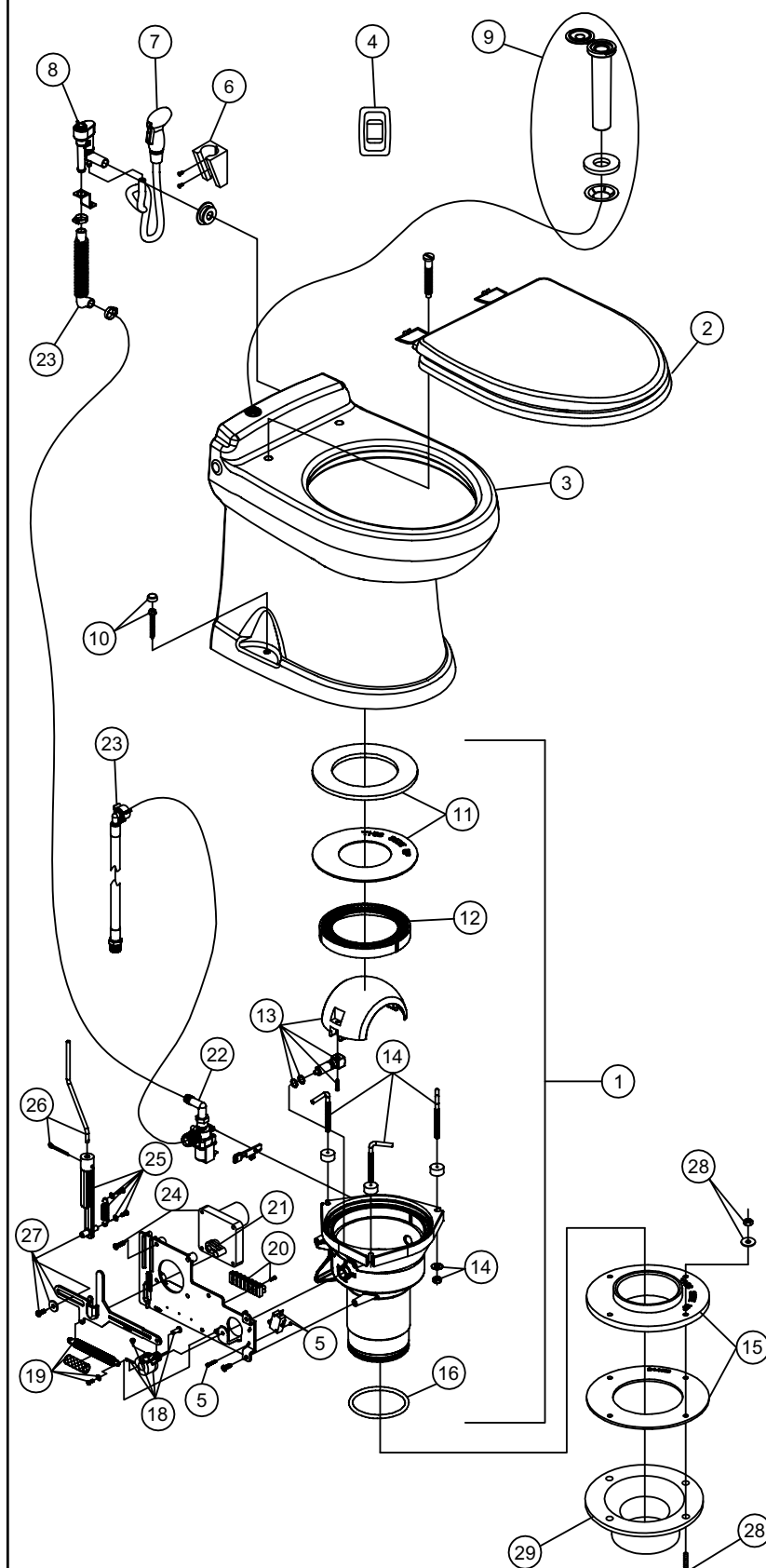
PARTS LIST: 4310 PLUG IN BASE



ITEM	PART NUMBER	DESCRIPTION
1	BASE KITS INC. 11-14,16,18-22,24-27,30	
	385311729	KIT, BASE 4310/4410 COMPT-WHT
	385311737	KIT, BASE 4310/4410 COMPT-EBY
2	385311005	KIT, CON'TO SEAT & LID-WHT
	385311006	KIT, CON'TO SEAT & LID-BONE
	385311597	KIT, CON'TO SEAT & CVR-EBONY
3	385311730	KIT, BOWL 4300/4400/4700-WHITE
	385311731	KIT, BOWL 4300/4400/4700-BONE
	385311732	KIT, BOWL 4300/4400/4700-EBONY
4	385311290	KIT, ROCKER SWITCH-4300
5	385311291	KIT, FLUSH ASSY 4310
6	385311131	KIT, HAND SPRAY BRKT-CHROME
	385311125	KIT, HAND SPRAY BRKT-EBONY
7	385310809	KIT, HAND SPRAY-CHROME
	385310873	KIT, SPRAY-EBONY
8	385310807	KIT, VAC BRK'R ASY/PLUGIN BASE
	385310808	KIT, VAC BRK'K SPRAY/PLUGIN BS
9	385310962	FLUSH HANDLE WITH SET SCREW, CHROME
	385310963	FLUSH HANDLE WITH SET SCREW, GOLD
	385311141	FLUSH HANDLE WITH SET SCREW, NICKEL
10	385310679	MOUNTING KIT - WHITE
	385310785	MOUNTING KIT - BONE
11	385311009	KIT, SEAL PLUG IN BASE
12	385311292	KIT, BASE RING INSERT
13	385310969	KIT, MO HALFB'L/SHAFT AY-WHT
14	385311011	KIT, CON'TO L-BOLT/NUTS/WSHR
15	385311733	KIT, M.OVERRIDE ROD GUIDE-WHT
	385311734	KIT, M.OVERRIDE ROD GUIDE-BONE
	385311735	KIT, M.OVERRIDE ROD GUIDE-EBY
16	385311294	KIT, O'RING PLUG-IN BASE
17	NOT USED	
18	385311296	KIT, ROTOR SHAFT CAM 4300/4400
19	385311297	KIT, LINKAGE SPRING 4300-4400
20	385311298	KIT, TERM BLK/WIRING 4300/4400
21	385311299	KIT, MTR DRIVE ARM 4300/4400
22	385311545	KIT, WATER VALVE ASSY-12V
23	385311547	KIT, SUPPLY HOSE-4800
24	385311300	KIT, MOTOR REPL 4300-4400 (INC. 21)
25	385311301	KIT, OVERRIDE SPRING 4300-4400
26	385311736	KIT, M.OVERRIDE ASSY 4310/4410
27	385311303	KIT, LINKAGE DRIVE 4300/4400
28	385310064	KIT, MOUNT-TRAVELER-506/806
29	385311013	FLOOR FLANGE ADAPTER KIT (INC. 28)
30	385311003	KIT, CON'TO FLUSH SWITCH
THE FOLLOWING ITEMS ARE SOLD SEPARATELY		
31	385343765	3" SPIGOT FLOOR FLANGE
	385345892	3" SOCKET FLOOR FLANGE
	385345889	3" MPT FLOOR FLANGE
	307344653	FLOOR FLANGE 45° SWIVEL

Dometic Corporation - Sanitation Systems
13128 State Rt. 226, P.O. Box 38
Big Prairie, OH 44611-0038 USA
Telephone: 330-496-3211
Fax: 330-496-3097
Email: sealand@dometicusa.com

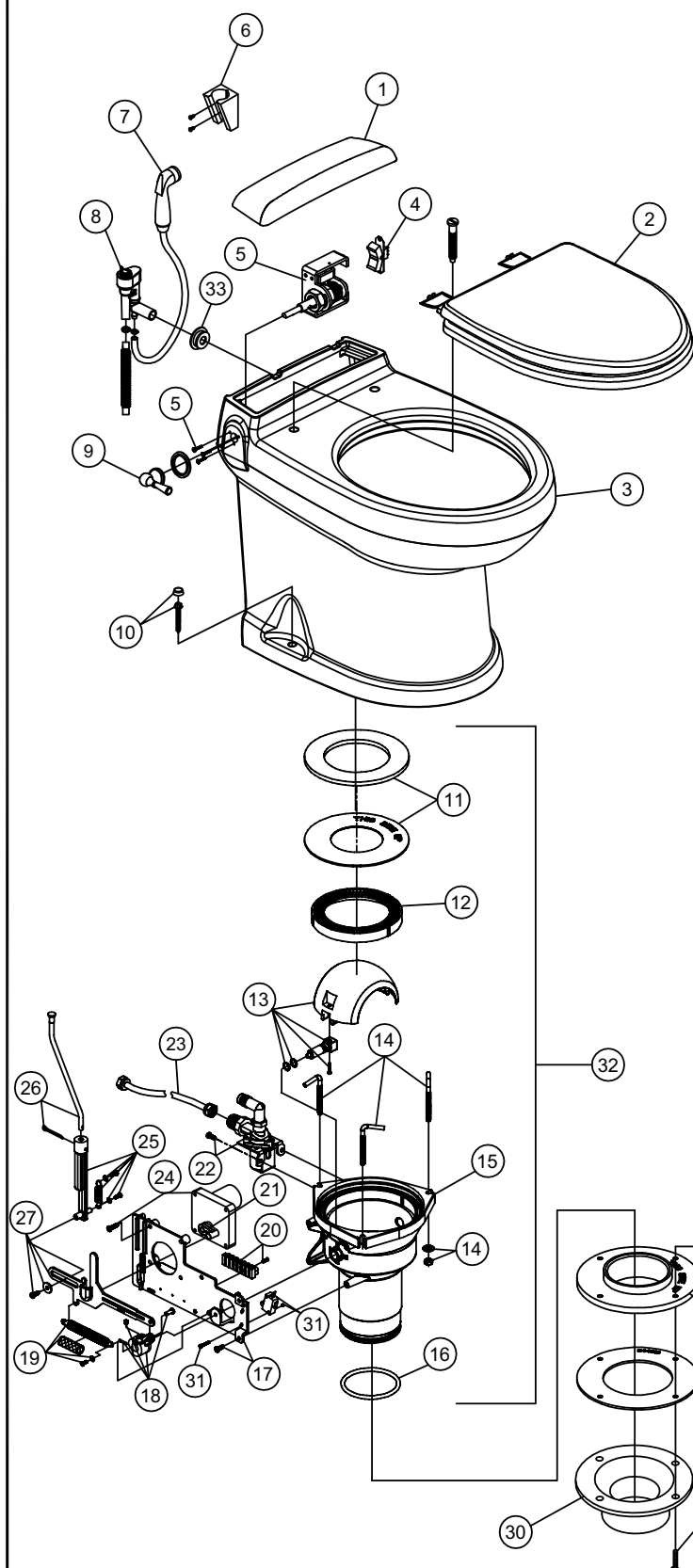
PARTS LIST: 4410 PLUG IN BASE



ITEM	PART NUMBER	DESCRIPTION
1	BASE KITS INC. 5, 11-14, 16, 18-22, 24-27	
	385311729	KIT, BASE 4310/4410 COMP'T-WHT
	385311737	KIT, BASE 4310/4410 COMP'T-EBY
2	385311005	KIT, CON'TO SEAT & LID-WHT
	385311006	KIT, CON'TO SEAT & LID-BONE
	385311597	KIT, CON'TO SEAT & CVR-EBONY
3	385311730	KIT, BOWL 4300/4400/4700-WHITE
	385311731	KIT, BOWL 4300/4400/4700-BONE
	385311732	KIT, BOWL 4300/4400/4700-EBONY
4	385311139	KIT, WALL MT SWITCH-GRAVITY
5	385311003	KIT, CON'TO FLUSH SWITCH
6	385311131	KIT, HAND SPRAY BRKT-CHROME
	385311125	KIT, HAND SPRAY BRKT-EBONY
7	385310809	KIT, HAND SPRAY-CHROME
	385310873	KIT, SPRAY-EBONY
8	385310807	KIT, VAC BRK'R ASY/PLUGIN BASE
	385310808	KIT, VAC BRK'K SPRAY/PLUGIN BS
9	385311733	KIT, M.OVERRIDE ROD GUIDE-WHT
	385311734	KIT, M.OVERRIDE ROD GUIDE-BONE
	385311735	KIT, M.OVERRIDE ROD GUIDE-EBY
10	385310679	MOUNTING KIT - WHITE
	385310785	MOUNTING KIT - BONE
11	385311009	KIT, SEAL PLUG IN BASE
12	385311292	KIT, BASE RING INSERT
13	385310969	KIT, MO HALFB'L/SHAFT AY-WHT
14	385311011	KIT, CON'TO L-BOLT/NUTS/WSHR
15	385311013	FLOOR FLANGE ADAPTER KIT (INC. 28)
16	385311294	KIT, O'RING PLUG-IN BASE
17	NOT USED	
18	385311296	KIT, ROTOR SHAFT CAM 4300/4400
19	385311297	KIT, LINKAGE SPRING 4300-4400
20	385311298	KIT, TERM BLK/WIRING 4300/4400
21	385311299	KIT, MTR DRIVE ARM 4300/4400
22	385311709	KIT, WATER VALVE ASSY-12V
23	385311547	KIT, SUPPLY HOSE-4800
24	385311300	KIT, MOTOR REP'L 4300-4400 (INC. 21)
25	385311301	KIT, OVERRIDE SPRING 4300-4400
26	385311736	KIT, M.OVERRIDE ASSY 4310/4410
27	385311303	KIT, LINKAGE DRIVE 4300/4400
28	385310064	KIT, MOUNT-TRAVELER-506/806
THE FOLLOWING ITEMS ARE SOLD SEPARATELY		
29	385343765	3" SPIGOT FLOOR FLANGE
	385345892	3" SOCKET FLOOR FLANGE
	385345889	3" MPT FLOOR FLANGE
	307344653	FLOOR FLANGE 45° SWIVEL

Dometic Corporation - Sanitation Systems
13128 State Rt. 226, P.O. Box 38
Big Prairie, OH 44611-0038 USA
Telephone: 330-496-3211
Fax: 330-496-3097
Email: sealand@dometicusa.com

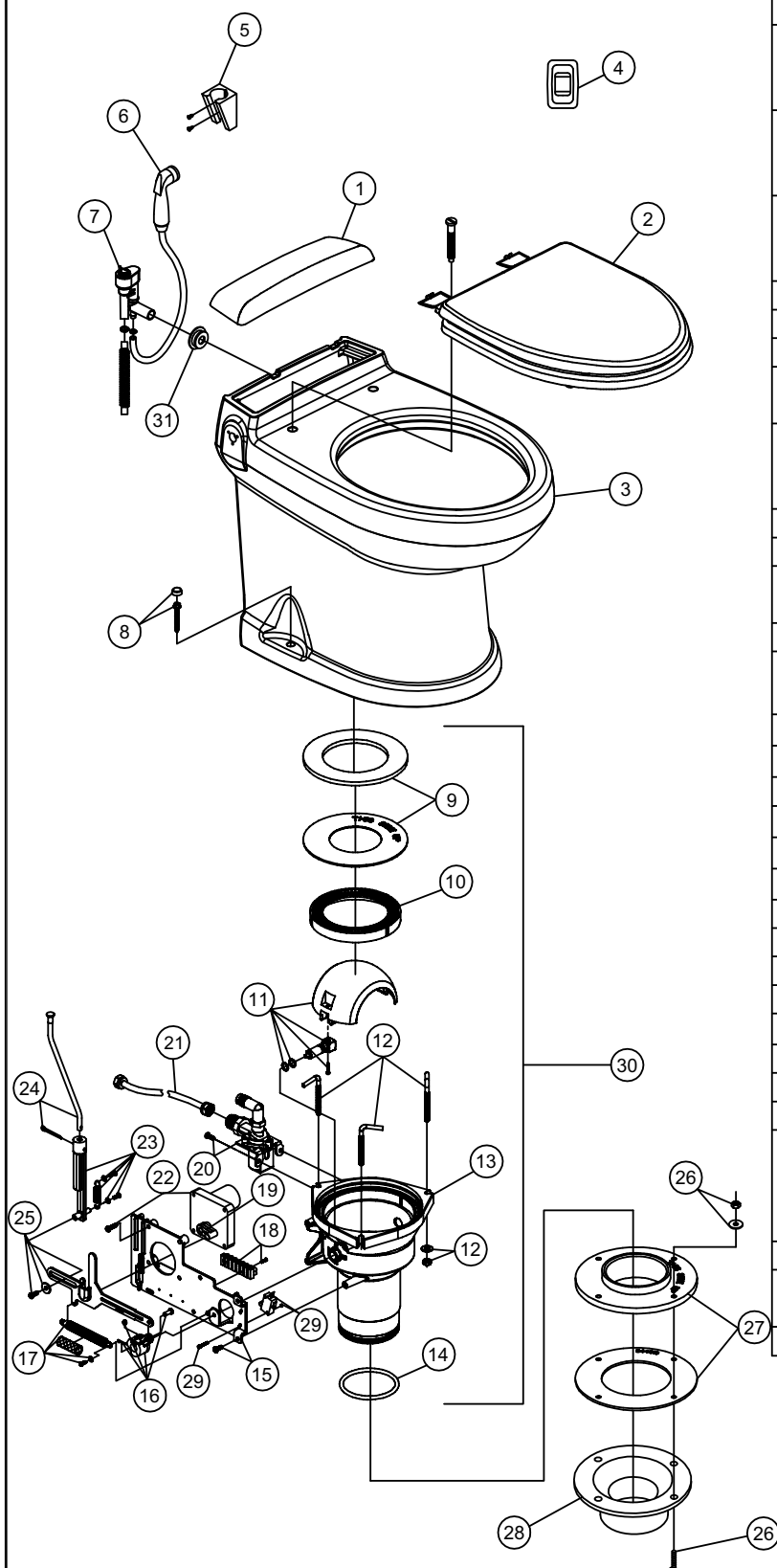
PARTS LIST: 4310 PLUG IN BASE



ITEM	PART NUMBER	DESCRIPTION
1	385311001	ACCESS COVER, WHITE
	385311002	ACCESS COVER, BONE
2	385311005	SEAT & COVER - WHITE
	385311006	SEAT & COVER - BONE
3	385311007	CHINA BOWL, WHITE
	385311008	CHINA BOWL, BONE
4	385311290	KIT, ROCKER SWITCH-4300
5	385311291	KIT, FLUSH ASSY 4310
6	385311131	SPRAY BRACKET CHROME
7	385310809	KIT, HAND SPRAY-CHROME
8	385310807	KIT, VAC BRK'R ASY/PLUGIN BASE W/O SPRAY (INC 33)
	385310808	KIT, VAC BRK'K SPRAY/PLUGIN BS (INC 33)
9	385310962	FLUSH HANDLE WITH SET SCREW, CHROME
	385310963	FLUSH HANDLE WITH SET SCREW, GOLD
	385311141	FLUSH HANDLE WITH SET SCREW, NICKEL
10	385310679	MOUNTING KIT - WHITE
	385310785	MOUNTING KIT - BONE
11	385311009	KIT, SEAL PLUG IN BASE
12	385311292	KIT, BASE RING INSERT
13	385310969	SHAFT/ HALF BALL KIT
14	385311011	L- BOLTS/NUTS /WASH/ PLUG IN BASE
15	385311293	BASE KIT (INC ITEMS 14,16-19,25-27,31)
16	385311294	KIT, O'RING PLUG-IN BASE
17	385311295	KIT, MTG BRACKET ⁴³⁰⁰ / ₄₄₀₀ (INC. ITEMS 18,19,27,31)
18	385311296	KIT, ROTOR SHAFT CAM 4300/4400
19	385311297	KIT, LINKAGE SPRING ⁴³⁰⁰ / ₄₄₀₀
20	385311298	KIT, TERM BLK/WIRING 4300/4400
21	385311299	KIT, MTR DRIVE ARM 4300/4400
22	385311709	KIT, WATER VALVE-12VDC RETRO
23	385311018	KIT, PLUG-IN SUPPLY HOSE
24	385311300	KIT, MOTOR REPL ⁴³⁰⁰ / ₄₄₀₀ (INC. ITEM 21)
25	385311301	KIT, OVERRIDE SPRING ⁴³⁰⁰ / ₄₄₀₀
26	385311302	KIT, OVERRIDE ASSY 4300/4400
27	385311303	KIT, LINKAGE DRIVE 4300/4400
28	385310064	KIT, MOUNT
29	385311013	FLOOR FLANGE ADAPTER KIT (inc. item 26)
30	385343765	FLOOR FLANGE 3" SPIGOT (sold separately)
	385345892	FLOOR FLANGE 3" HUB (sold separately)
	385345889	FLOOR FLANGE 3" MALE PIPE THREAD (sold separately)
	307344653	FLOOR FLANGE 45° SWIVEL (sold separately)
31	385311003	KIT, CONTO FLUSH SWITCH
32	385311304	KIT, BASE 4300/4400 COMPLETE
33	385311164	KIT, SEALING GROMMET 1/2"

Dometic Corporation - Sanitation Systems
13128 State Rt. 226, P.O. Box 38
Big Prairie, OH 44611-0038 USA
Telephone: 330-496-3211
Fax: 330-496-3097
Email: sealand@dometicusa.com

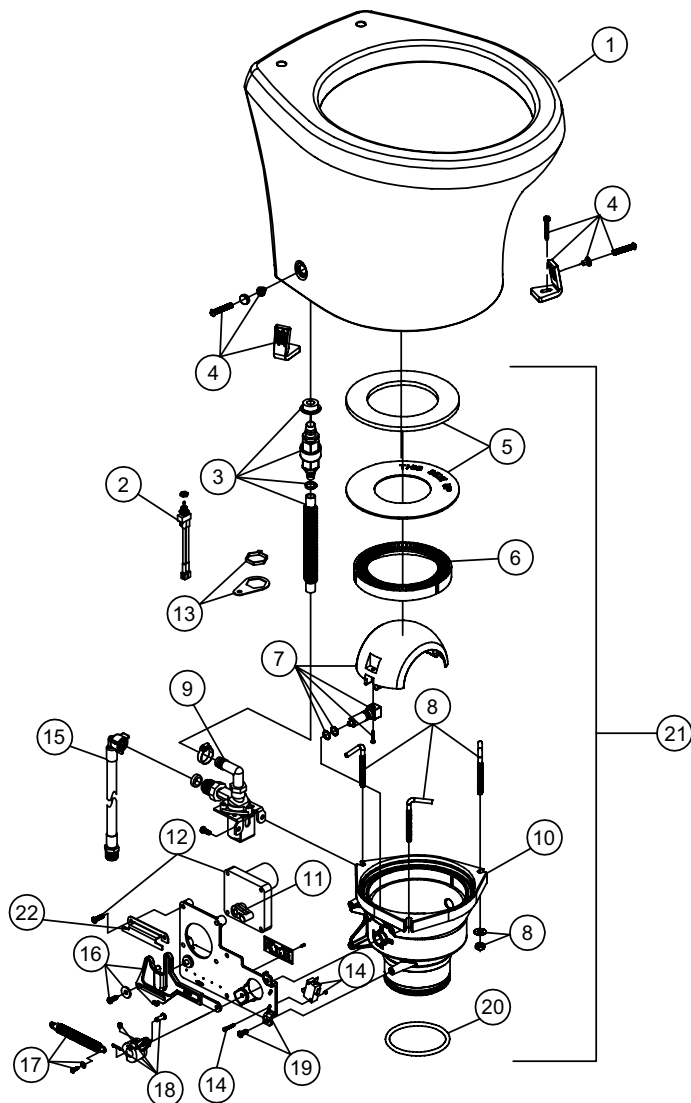
PARTS LIST: 4410 PLUG IN BASE



ITEM	PART NUMBER	DESCRIPTION
1	385311001	KIT, CON'TO ACCESS C'VR-WHT
	385311002	KIT, CON'TO ACCESS C'VR-BONE
	N/A	ACCESS COVER, EBONY
2	385311005	KIT, CONTO SEAT & LID-WHT
	385311006	KIT, CONTO SEAT & LID-BONE
	385311597	KIT, CONTO SEAT & CVR-EBONY
3	385311007	KIT, CONTO BOWL-WHT
	385311008	KIT, CONTO BOWL-BONE
	385311598	KIT, CONTO BOWL-EBONY
4	385311139	KIT, WALL MT SWITCH-GRAVITY
5	385311131	SPRAY BRACKET CHROME
6	385310809	KIT, HAND SPRAY-CHROME
7	385310807	KIT, VAC BRK'R ASY/PLUGIN BASE W/O SPRAY (INC 31)
	385310808	KIT, VAC BRK'K SPRAY/PLUGIN BS (INC 31)
8	385310679	KIT, MOUNTING-ECOVAC - WHITE
	385310785	KIT, MOUNTING-ECOVAC - BONE
	385311020	KIT, CONTO MT'G HARD-CHR
9	385311009	KIT, SEAL PLUG IN BASE
10	385311292	KIT, BASE RING INSERT
11	385310969	KIT, MO HALFBL/SHAFT AY-WHT
	385310971	KIT, MO HALFBL/SHAFT AY-EBY
12	385311011	KIT, CONTO L-BOLT/NUTS/WSHR
13	385311293	KIT, BASE 4300/4410 ASSY (INC. 14-17,23-25,29)
	385311599	KIT, BASE 4300/4410 ASSY-EBONY(INC. 14-17,23-25,29)
14	385311294	KIT, O'RING PLUG-IN BASE
15	385311295	KIT, MTG BRACKET (INC. 16,17,25,29)
16	385311296	KIT, ROTOR SHAFT CAM 4300/4400
17	385311297	KIT, LINKAGE SPRING 4300/4400
18	385311298	KIT, TERM BLK/WIRING 4300/4400
19	385311299	KIT, MTR DRIVE ARM 4300/4400
20	385311709	KIT, WATER VALVE-12VDC RETRO
21	385311018	KIT, PLUG-IN SUPPLY HOSE
22	385311300	KIT, MOTOR REPL ⁴³⁰⁰ / ₄₄₀₀ (INC. ITEM 19)
23	385311301	KIT, OVERRIDE SPRING ⁴³⁰⁰ / ₄₄₀₀
24	385311302	KIT, OVERRIDE ASSY 4300/4400
25	385311303	KIT, LINKAGE DRIVE 4300/4400
26	385310064	KIT, MOUNT-TRAVELER-506/806
27	385311013	FLOOR FLANGE ADAPTER KIT (INC. 26)
28	385343765	FLOOR FLANGE 3" SPIGOT (sold separately)
	385345892	FLOOR FLANGE 3" HUB (sold separately)
	385345889	FLOOR FLANGE 3" MALE PIPE THREAD (sold separately)
	307344653	FLOOR FLANGE 45" SWIVEL (sold separately)
29	385311003	KIT, CONTO FLUSH SWITCH
30	385311304	KIT, BASE 4300/4400 COMPLETE
	385311600	KIT, BASE 4300/4400 COMPT-EBY
31	385311164	KIT, SEALING GROMMET 1/2"

Dometic Corporation - Sanitation Systems
13128 State Rt. 226, P.O. Box 38
Big Prairie, OH 44611-0038 USA
Telephone: 330-496-3211
Fax: 330-496-3097
Email: sealand@dometicusa.com

PARTS LIST: 4811 PLUG IN BASE



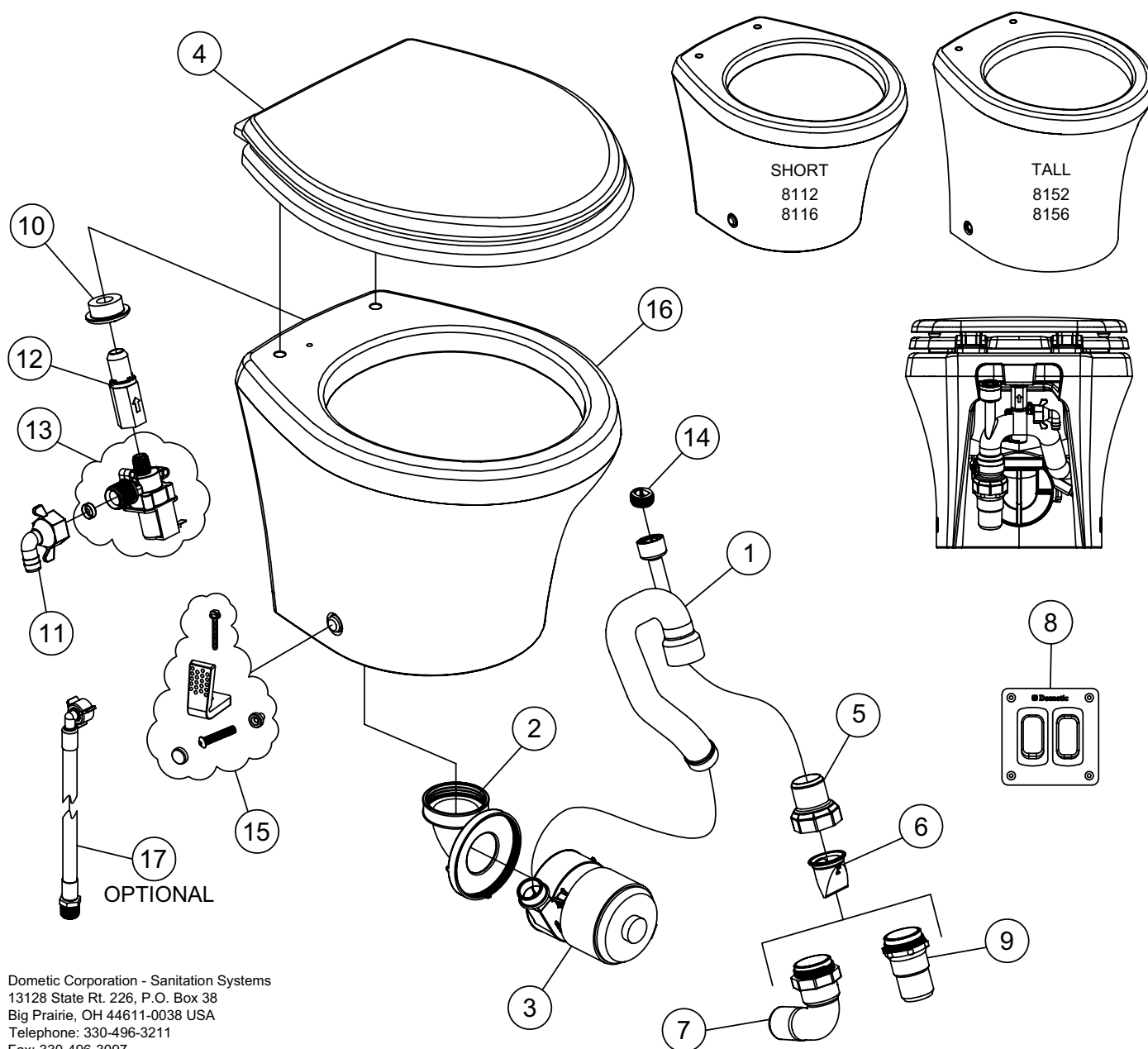
ITEM	PART NUMBER	DESCRIPTION
1	385311378	CHINA BOWL, WHITE 4800
2	385311548	KIT, 4800W MODE SWITCH
3	385311384	CHECK VALVE KIT
4	385311463	KIT, 4800 CHINA MTG
5	385311009	KIT, SEAL PLUG IN BASE
6	385311292	KIT, BASE RING INSERT
7	385310969	SHAFT/ HALF BALL KIT
8	385311011	L- BOLTS/NUTS /WASH/ PLUG IN BASE
9	385311545	KIT, WATER VALVE ASSY 4800-12V
10	385311387	BASE KIT 4806 (INC. ITEMS 8,10,14,16-20)
11	385311299	KIT, MTR DRIVE ARM 4300/4400
12	385311390	KIT, MOTOR REPL 4800 (INC. ITEM 11) 24VDC
13	385311549	KIT, 4800W MODE SWITCH MTG BRK
14	385311003	KIT, FLUSH SWITCH
15	385311547	KIT, SUPPLY HOSE-4800
16	385311392	KIT, LINKAGE DRIVE 4800
17	385311393	KIT, FLUSH SPRING 4800
18	385311296	KIT, ROTOR SHAFT CAM 4300/4400
19	385311394	KIT, MTG BRACKET 4800 (INC. ITEM 27)
20	385311294	KIT, O'RING PLUG-IN BASE
21	385311396	KIT, BASE 4806 COMPLETE 24VDC (INC. ITEMS 5-20)
22	385311429	LINKAGE GUIDE BRACKET



Dometic Corporation - Sanitation Systems
 13128 State Rt. 226, P.O. Box 38
 Big Prairie, OH 44611-0038 USA
 Telephone: 330-496-3211
 Fax: 330-496-3097
 Email: sealand@dometicusa.com

PARTS LIST: 8100 SERIES

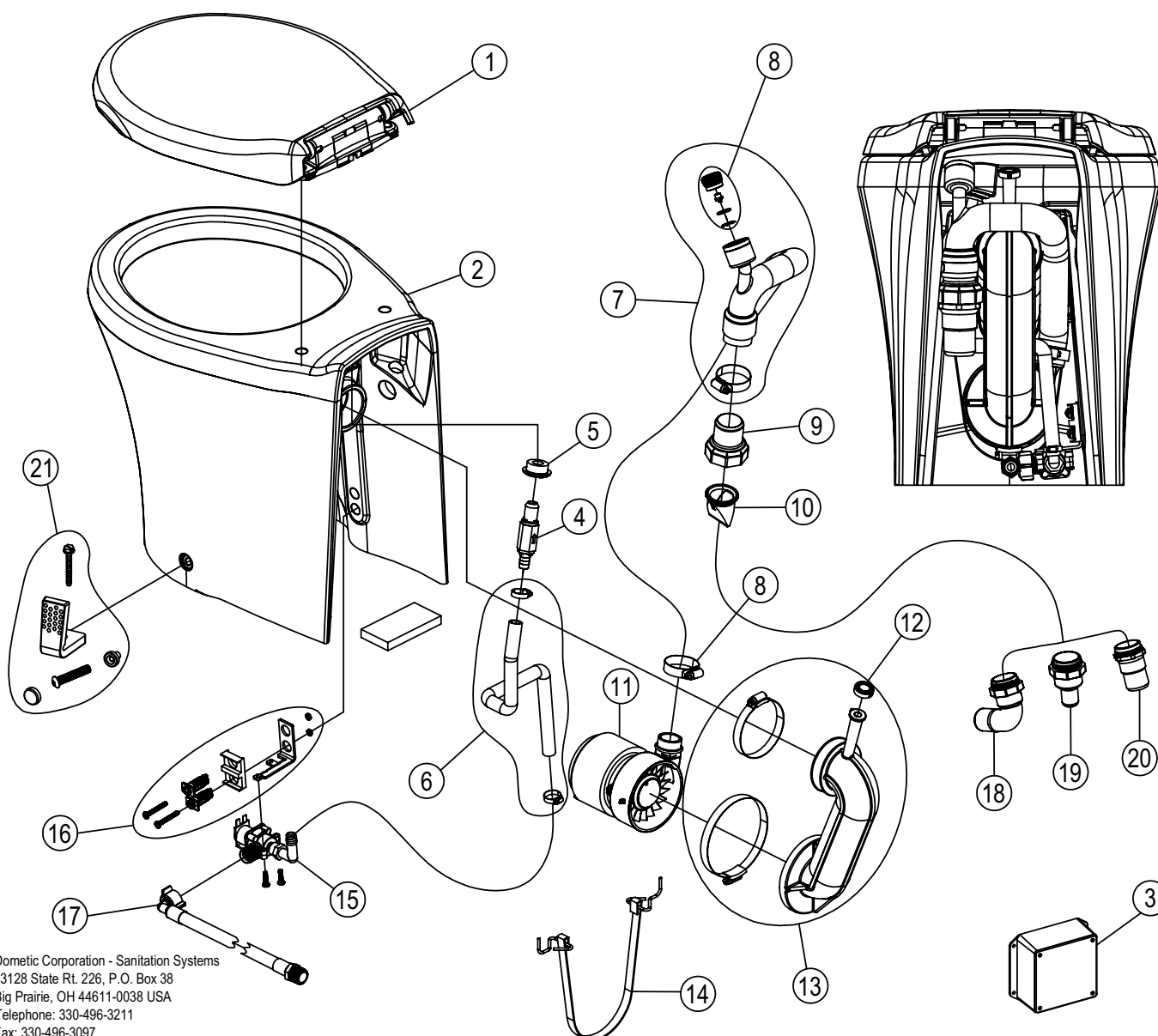
ITEM	PART NO.	DESCRIPTION	ITEM	PART NO.	DESCRIPTION
1	385880065	KIT, TUBE OUTLET SHORT M'FLUSH	11	385311717	KIT, 1/2" FPT SWIVEL ELBOW
2	385880067	KIT, BOWL OUTLET M'FLUSH	12	385880073	KIT CHECK VALVE M'FLUSH (INC. 10)
3	385880068	KIT, MOTOR ASSEMBLY 12VDC M'FLUSH	13	385880074	KIT, W'VALVE 12VDC M'FLUSH (INC. 10,12)
	385880069	KIT, MOTOR ASSEMBLY 24VDC M'FLUSH		385880075	KIT, W'VALVE 24VDC M'FLUSH (INC. 10,12)
4	385311694	KIT, SEAT-CV'R 4800 WOOD-WHITE	14	385880080	KIT, ANTISIPHON VALVE M'FLUSH
	385311695	KIT, SEAT-CV'R 4800 WOOD-BONE	15	385311463	KIT, 4800 CHINA MTG
5	385880070	KIT, ADAPTER M'FLUSH	16	385880076	KIT, BOWL 8900 SHORT WHITE
6	385311620	KIT, DB VALVE 1-1/2"-BLACK (1)		385880077	KIT, BOWL 8900 SHORT BONE
7	385880071	KIT, 1-1/2" OUTLET EL M'FLUSH		385880078	KIT, BOWL 8900 TALL WHITE
8	385311702	KIT, 8100 FLUSH SWITCH ASSY		385880079	KIT, BOWL 8900 TALL BONE
9	385311315	KIT, NIPPLE-RH THREADS	17	385311547	KIT, SUPPLY HOSE-4800 (OPTIONAL)
10	385311164	KIT, SEALING GROMMET 1/2"	N/S	385880083	KIT, STRAP MOTOR M'FLUSH



Dometic Corporation - Sanitation Systems
13128 State Rt. 226, P.O. Box 38
Big Prairie, OH 44611-0038 USA
Telephone: 330-496-3211
Fax: 330-496-3097
Email: sealand@dometicusa.com

PARTS LIST: 8600 TALL SERIES

ITEM	PART NO.	DESCRIPTION	ITEM	PART NO.	DESCRIPTION
1	385311618	KIT, SEAT/CVR SLOW-CLOSE/WHT	12	385311707	KIT, MAC BOWLOUT FLAP'R VALVE
	385311383	KIT, SEAT-CV'R 4800-BONE	13	385311761	KIT, BOWL OUTLET TUBE-8600 (INC 12)
2	385311758	KIT, BOWL 8600 TALL-WHT	14	385311762	KIT, MOTOR SUPT STRAP-26"
	385311759	KIT, BOWL 8600 TALL-BONE	15	385311545	KIT, WATER VALVE ASSY 4800-12V
3	385880085	KIT, CONTROL MOD-8900		385311546	KIT, WATER VALVE ASSY 4800-24V
4	385311456	KIT, CHECK VALVE	16	385311705	KIT, 8700 WATER VALVE MTG
5	385311164	KIT, SEALING GROMMET 1/2"	17	385311547	KIT, SUPPLY HOSE-4800
6	385345377	KIT, SUPPLY HOSE-WHITE	18	385880071	KIT, 1-1/2" OUTLET EL-M'FLUSH
7	385311760	KIT, PUMP OUTLET TUBE-8600 (INC 8)	19	385880072	KIT, 1" OUTLET FITTING-M'FLUSH
8	385880080	KIT, ANTISIPHON VALVE M'FLUSH	20	385311315	KIT, NIPPLE-RH THREADS
9	385880070	KIT, ADAPTER - M'FLUSH	21	385311463	KIT, 4800 CHINA MTG
10	385311620	KIT, DB VALVE 1-1/2"-BLACK (1)	N/S	313600022	DOMETIC TOUCHPAD FLH SWT-BLK
11	385880068	KIT, MOTOR ASSY 12VDC-M'FLUSH		313600021	DOMETIC TOUCHPAD FLH SWT-WHT
	385880069	KIT, MOTOR ASSY 24VDC-M'FLUSH	N/S	385880082	KIT, FLUSH SW CABLE-MF TOUCHP



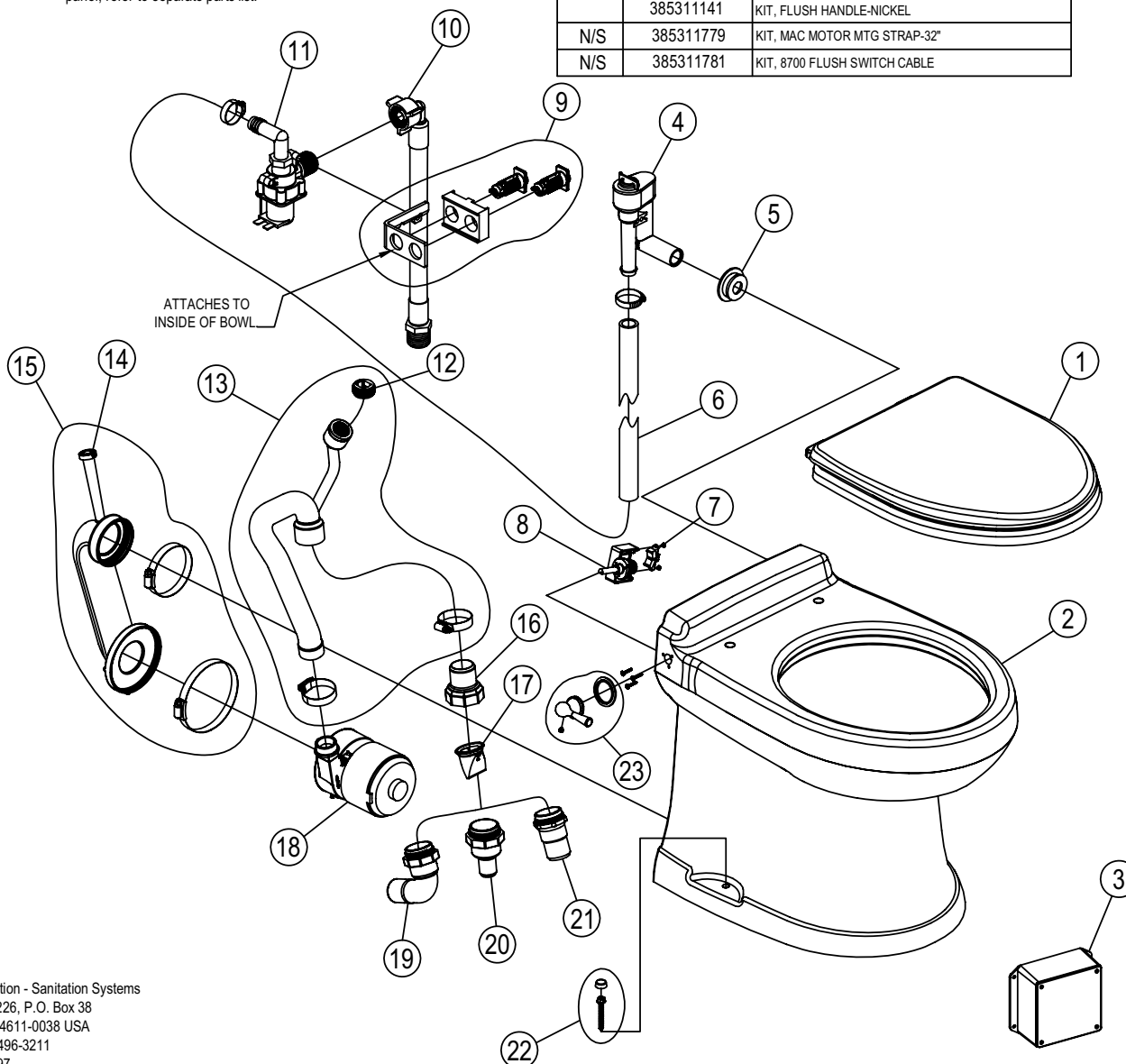
Dometic Corporation - Sanitation Systems
13128 State Rt. 226, P.O. Box 38
Big Prairie, OH 44611-0038 USA
Telephone: 330-496-3211
Fax: 330-496-3097
Email: sealand@dometicusa.com

PARTS LIST: 8700 SERIES

ITEM	PART NO.	DESCRIPTION	ITEM	PART NO.	DESCRIPTION
1	385311005	KIT, CONTO SEAT & LID-WHT	11	385311545	KIT, WATER VALVE ASSY 4800-12V
	385311006	KIT, CONTO SEAT & LID-BONE		385311546	KIT, WATER VALVE ASSY 4800-24V
	385311597	KIT, CONTO SEAT & CVR-EBONY	12	385880080	KIT, ANTISIPHON VALVE M'FLUSH
2	385311007	KIT, CONTO BOWL-WHT	13	385311706	KIT, 8700 PUMP OUTLET TUBE (INC. 12)
	385311008	KIT, CONTO BOWL-BONE	14	385311707	KIT, MAC BOWLOUT FLAP'R VALVE
	385311598	KIT, CONTO BOWL-EBONY	15	385311708	KIT, 8700 BOWL OUTLET TUBE
3	385880085	KIT, CONTROL MOD-8900	16	385880070	KIT, ADAPTER - M'FLUSH
4	385316906	KIT, VACUUM BREAKER (INC. 5)	17	385311620	KIT, DB VALVE 1-1/2"-BLACK (1)
5	385311164	KIT, SEALING GROMMET 1/2"	18	385880068	KIT, MOTOR ASSY 12VDC-M'FLUSH
6	385345377	KIT, SUPPLY HOSE-WHITE		385880069	KIT, MOTOR ASSY 24VDC-M'FLUSH
7*	385311703	KIT, 8700 FLUSH HAND SW/CABLE	19	385880071	KIT, 1-1/2" OUTLET EL-M'FLUSH
8*	385311704	KIT, 8700 FLUSH HAND ASSY/CABLE (INC. 7)	20	385880072	KIT, 1" OUTLET FITTING-M'FLUSH
9	385311705	KIT, 8700 WATER VALVE MTG	21	385311315	KIT, NIPPLE-RH THREADS
10	385311547	KIT, SUPPLY HOSE-4800	22	385311022	KIT, CONTO MT'G HARD-BONE/WHT
			23*	385310962	KIT, FLUSH HANDLE-CHROME
				385310963	KIT, FLUSH HANDLE-GOLD
				385311141	KIT, FLUSH HANDLE-NICKEL
			N/S	385311779	KIT, MAC MOTOR MTG STRAP-32"
			N/S	385311781	KIT, 8700 FLUSH SWITCH CABLE

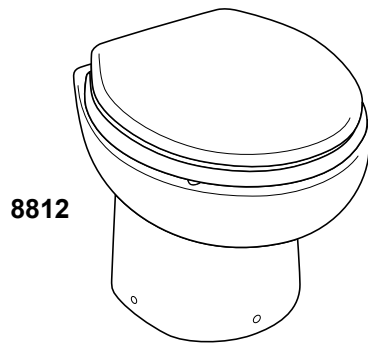
*Items 7,8 and 23 are for flush handle models only.

*For models with wall-mounted flush switch / indicator panel, refer to separate parts list.

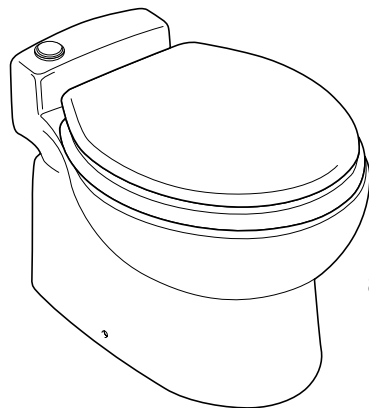


PARTS LIST: 8800 SERIES MASTERFLUSH TOILETS

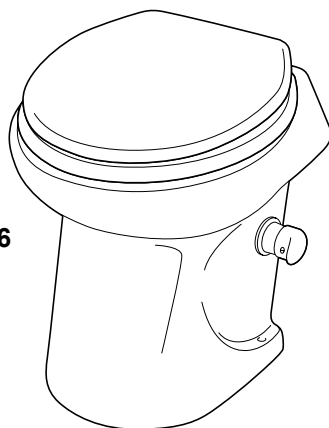
7/08















8812



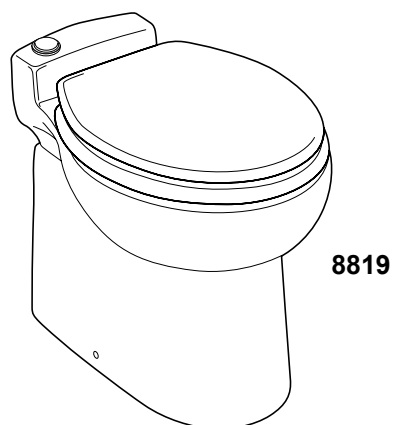
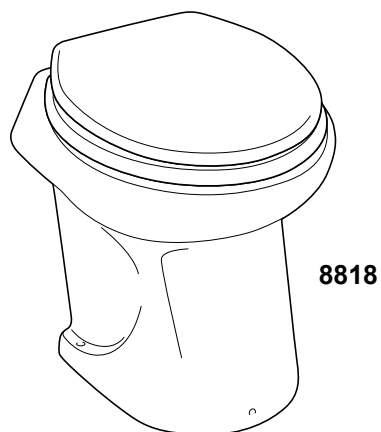
8815










8816

	Item Number	Description
	385880001	Seat assembly - white
	385880002	Seat assembly - bone
	385880009	Macerator Motor Ass'y- 12 VDC
	385880010	Macerator Motor Ass'y - 24 VDC
	385880062	Discharge loop kit – models 8812, 8819
	385880064	Discharge loop kit – model 8818
	385880063	Discharge loop kit – model 8848
	385880014	Bowl-to-macerator adapter – models 8818, 8819, 8848
	385880015	Bowl-to-macerator adapter – model 8812
	385880016	Water line adapter kit
	385880021	Water valve assembly, 12 VDC
	385880022	Water valve assembly, 24 VDC
	385880048	Touchpad control panel
	385880057	Power/Tank Full panel kit, 12/ 24 VDC
	385880056	Elbow discharge adapter (pre-glued)

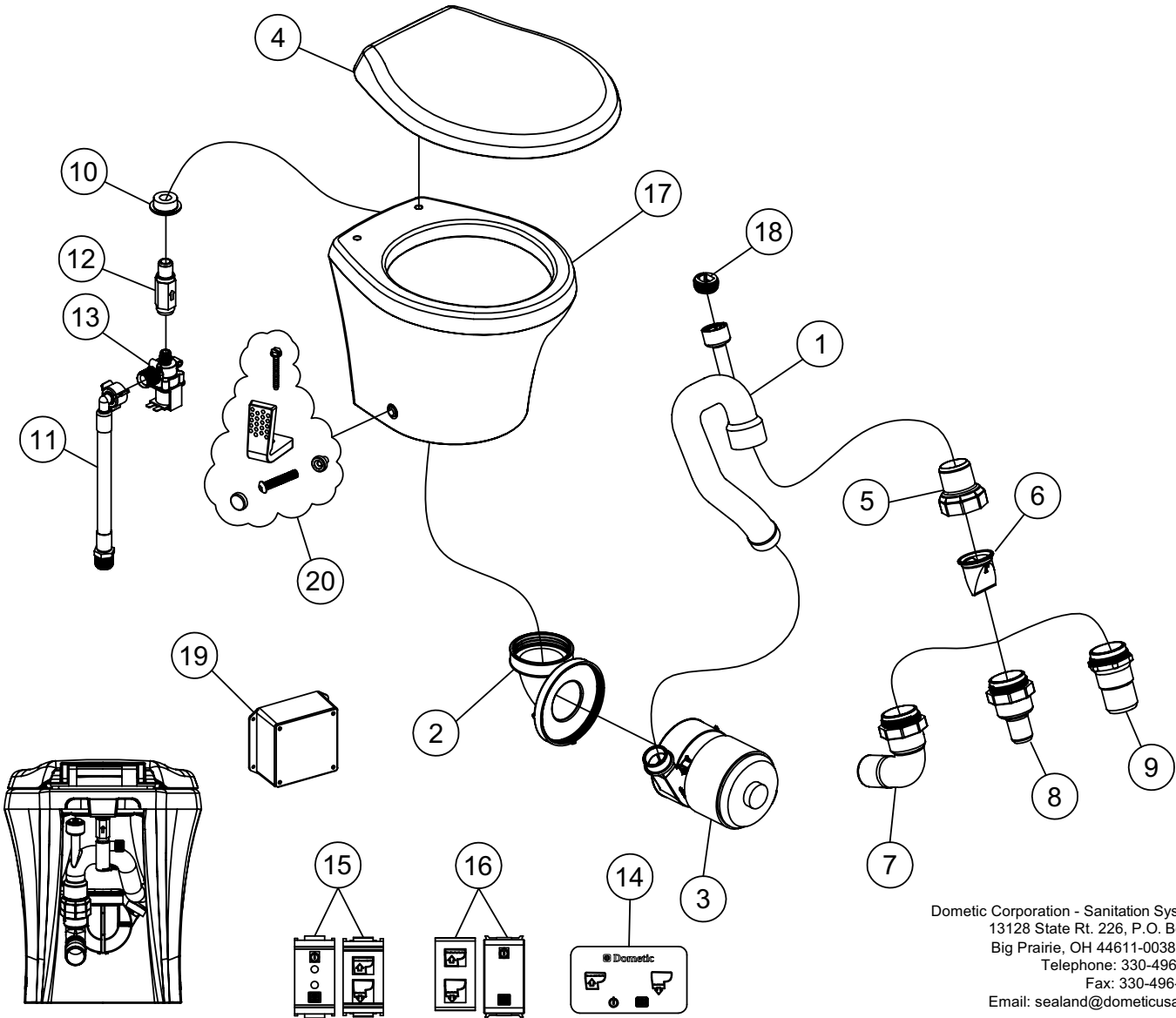
PARTS LIST: 8800 SERIES MASTERFLUSH TOILETS



	Item Number	Description
	385320008	Elbow fitting/hose adapter kit (not glued)
	385880050	Electronic control module – 12/24 VDC
	313900101	Tank "Full" float assembly, grommet-style
	313900100	Tank "Full" float assembly, MPT
	313000312	TankWatch "Full" level monitor kit for 12 or 24 VDC systems
	385880059	Raw water adaption kit, 12 VDC
	385880060	Raw water adaption kit, 24 VDC
	385880039	Straight discharge adapter

PARTS LIST: 8900 SERIES SHORT

ITEM	PART NO.	DESCRIPTION	ITEM	PART NO.	DESCRIPTION
1	385880065	KIT, TUBE OUTLET SHORT M'FLUSH	12	385880073	KIT CHECK VALVE M'FLUSH (INC. 10)
2	385880067	KIT, BOWL OUTLET M'FLUSH	13	385880074	KIT, W'VALVE 12VDC M'FLUSH (INC. 10,12)
3	385880068	KIT, MOTOR ASSEMBLY 12VDC M'FLUSH		385880075	KIT, W'VALVE 24VDC M'FLUSH (INC. 10,12)
	385880069	KIT, MOTOR ASSEMBLY 24VDC M'FLUSH	14	313600022	KIT, DOM TOUCHPAD FH-SW BLK
	385311618	KIT, SEAT/CVR SLOW-CLOSE/WHT		313600021	KIT, DOM TOUCHPAD FH-SW WHT
4	385311383	KIT, SEAT-CV'R 4800-BONE	15	313600001	KIT, SWITCH FLSH M'FLSH VIMAR WHT
	385311694	KIT, SEAT-CV'R 4800 WOOD-WHITE		313600002	KIT, SWITCH FLSH M'FLSH VIMAR GRY
	385311695	KIT, SEAT-CV'R 4800 WOOD-BONE	16	313600111	KIT, SWITCH FLSH M'FLSH GEWISS GRY
5	385880070	KIT, ADAPTER M'FLUSH		385880076	KIT, BOWL 8900 SHORT WHITE
6	385311620	KIT, DB VALVE 1-1/2"-BLACK (1)	17	385880077	KIT, BOWL 8900 SHORT BONE
7	385880071	KIT, 1-1/2 OUTLET EL M'FLUSH	18	385880080	KIT, ANTISIPHON VALVE M'FLUSH
8	385880072	KIT, 1" OUTLET FITTING M'FLUSH	19	385880085	KIT, CONTROLE MODULE 8900 12/24VDC
9	385311315	KIT, NIPPLE-RH THREADS	20	385311463	KIT, 4800 CHINA MTG
10	385311164	KIT, SEALING GROMMET 1/2"	N/S	385880081	KIT, HARNESS FLSH SW VIMAR - GEWISS
11	385311547	KIT, SUPPLY HOSE-4800	N/S	385880082	KIT, CABLE FLSH SW TOUCHPAD
			N/S	385880083	KIT, STRAP MOTOR M'FLUSH

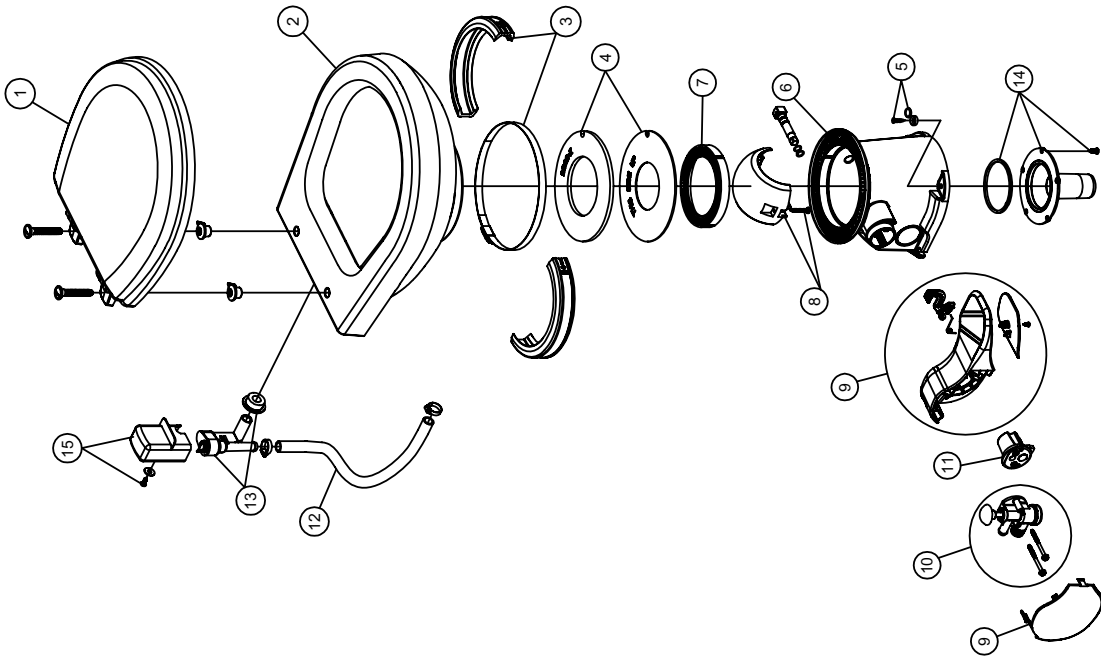


Dometic Corporation - Sanitation Systems
13128 State Rt. 226, P.O. Box 38
Big Prairie, OH 44611-0038 USA
Telephone: 330-496-3211
Fax: 330-496-3097
Email: sealand@dometicusa.com

Dometic Corporation - Sanitation Systems
 13128 State Rt. 226, P.O. Box 100
 Big Prairie, OH 44611-0030
 Telephone: 330-496-1000
 Fax: 330-496-1001
 Email: sealand@dometic.com

PARTS LIST: ECOVAC 146 -147-148 -149

ITEM	PART NUMBER				DESCRIPTION
	146	147	148	149	
1		385344436			SEAT ASSEMBLY, WHITE
		385344437			SEAT ASSEMBLY, BONE
2		385310676			CHINA BOWL KIT, WHITE
		385310781			CHINA BOWL KIT, BONE
3		385310025			BAND AND HALF CLAMP, KIT WHITE
		385310048			BAND AND HALF CLAMP, KIT BONE
4		385311462			KIT, SEAL KIT-VACUFLUSH
		385310679			MOUNTING HARDWARE - WHITE
5		385310785			MOUNTING HARDWARE - BONE
6	385311711	385310685	385310686	385310975	BASE KIT , WHITE (INC. 3-11 & 14)
	385311712	385310783	385310784	385310976	BASE KIT , BONE (INC 3-11 & 14)
7		385311292			KIT, BASE RING INSERT
8		385310954			KIT, BALL/BRASS SHAFT/P CART (INC. 11)
9		385310682			PEDAL KIT, WHITE (INC. 11)
		385310762			PEDAL KIT, BONE (INC. 11)
10		385314349			WATER VALVE, KIT
11		385310683			SPRING CARTRIDGE, KIT
12		385340177			HOSE, SUPPLY - BONE
		385345377			HOSE, SUPPLY - WHITE
13		385310687			VACUUM BREAKER, KIT
14	385311713	385310680	385310680	385310936	DISCHARGE KIT
		385310696			VACUUM BREAKER COVER WHITE
15		385310782			VACUUM BREAKER COVER BONE



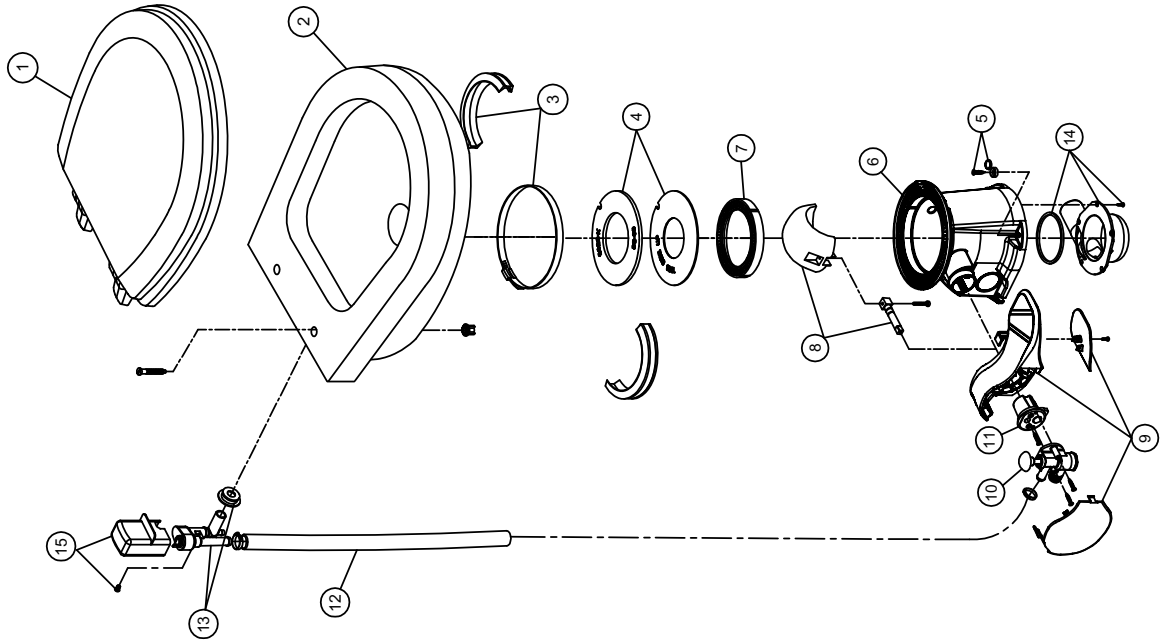
TOILET MODEL	DISCHARGE LOCATION
146	THROUGH THE FLOOR
147	OPPOSITE PEDAL
148	REAR OF TOILET
149	UNDER PEDAL



Dometic
Dometic Corporation - Sanitation Systems
13128 State Rt. 226, P.O. Box 38
Big Prairie, OH 44611-0038 USA
Telephone: 330-496-3211
Fax: 330-496-3097
Email: sealand@dometicusa.com

PARTS LIST: ECOVAC 157-158-159

ITEM	PART NUMBER			DESCRIPTION
	157	158	159	
1		385344436		SEAT ASSEMBLY, WHITE
		385344437		SEAT ASSEMBLY, BONE
2		385310676		CHINA BOWL KIT, WHITE
		385310781		CHINA BOWL KIT, BONE
3		385310025		BAND AND HALF CLAMP, KIT WHITE
		385310048		BAND AND HALF CLAMP, KIT BONE
4		385316140		SEAL REPLACEMENT, KIT
5		385310679		MOUNTING HARDWARE - WHITE
		385310785		MOUNTING HARDWARE - BONE
6	385311446	385311451	385311453	BASE KIT, WHITE (INC. 3-11 & 14)
	385311447	385311452	385311454	BASE KIT, BONE (INC. 3-11 & 14)
7		385311292		BASE RING
8		385310954		KIT, BALL/BRASS SHAFT/TIP CART (INC. 11)
9		385311448		PEDAL KIT, WHITE (INC. 11)
		385311449		PEDAL KIT, BONE (INC. 11)
10		385314349		WATER VALVE, KIT
11		385310683		SPRING CARTRIDGE, KIT
12		385340177		HOSE, SUPPLY - BONE.
		3853445377		HOSE, SUPPLY - WHITE
13		385310687		VACUUM BREAKER, KIT
14	385310680	385310680	385310936	DISCHARGE KIT
		385310696		VACUUM BREAKER COVER WHITE
15		385310782		VACUUM BREAKER COVER BONE

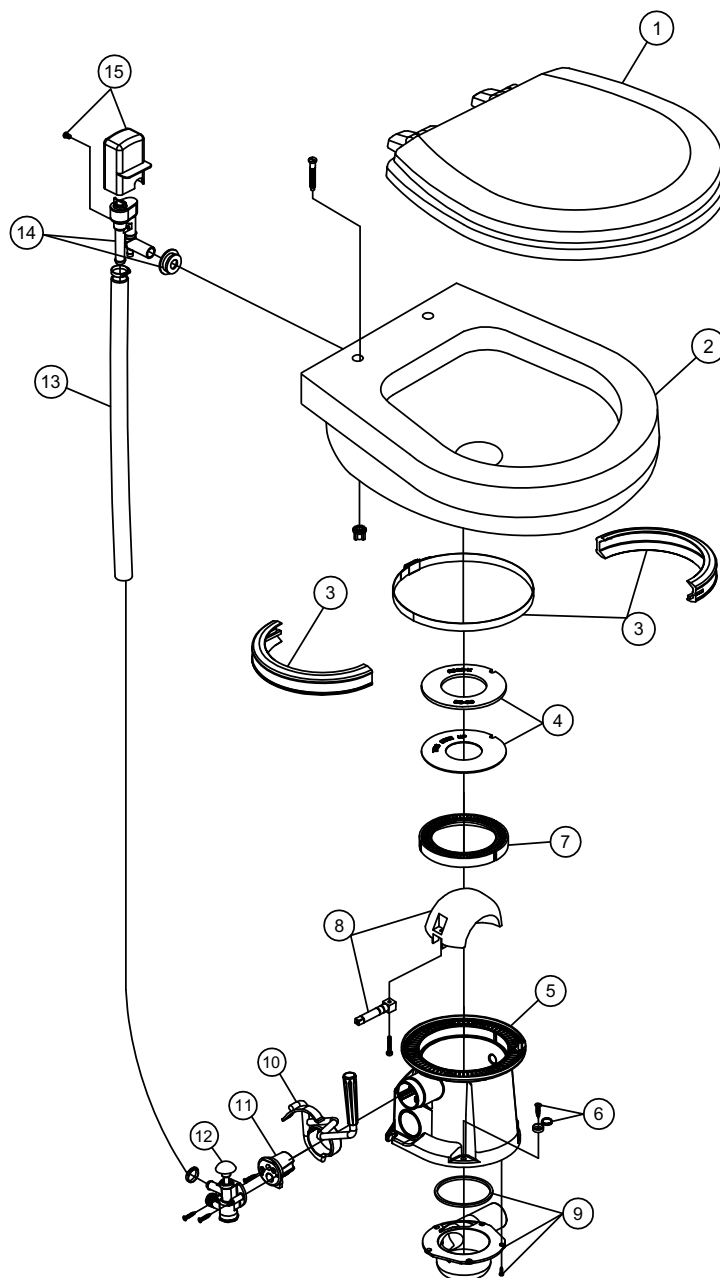


TOILET MODEL	DISCHARGE LOCATION
157	OPPOSITE PEDAL
158	REAR OF TOILET
159	UNDER PEDAL

Dometic
Dometic Corporation - Sanitation Systems
13128 State Rt. 226, P.O. Box 38
Big Prairie, OH 44611-0038 USA
Telephone: 330-496-3211
Fax: 330-496-3097
Email: sealand@dometicusa.com

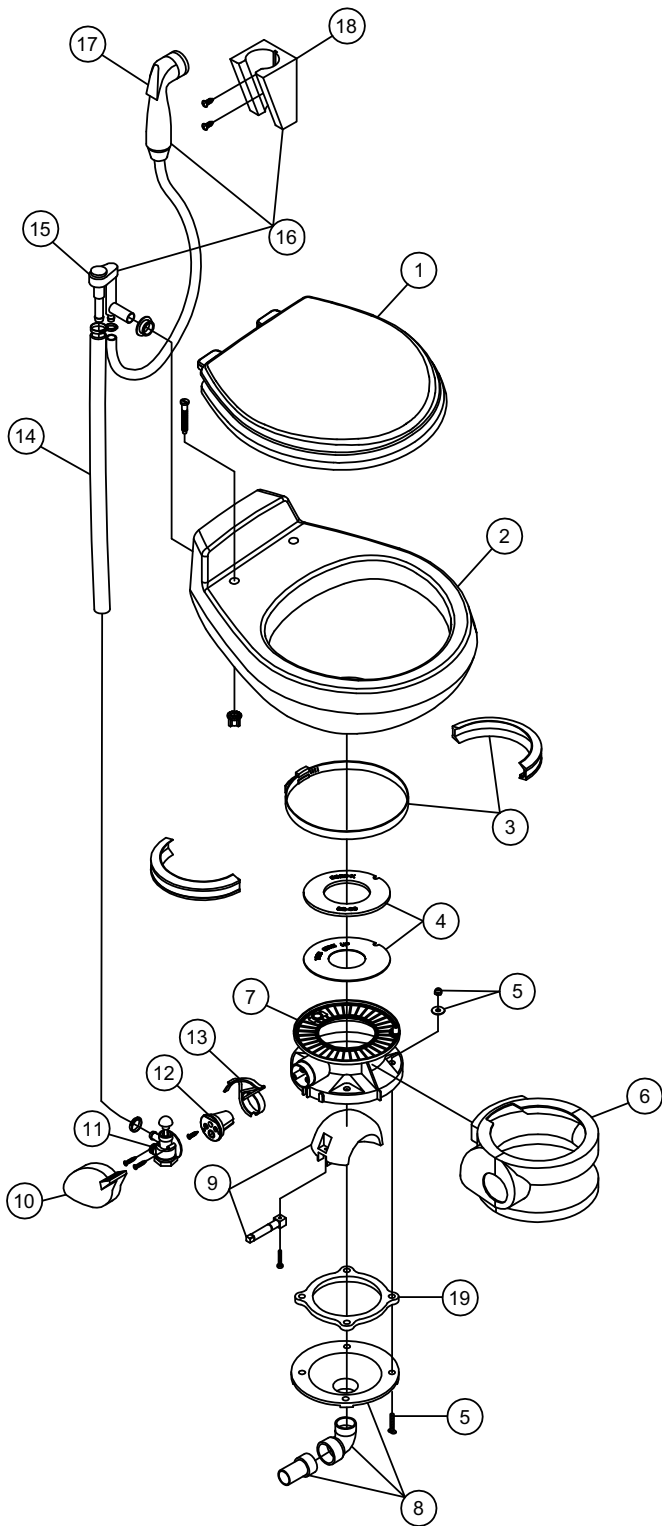
PARTS LIST: VACUFLUSH 168

ITEM	PART NO.	DESCRIPTION	ITEM	PART NO.	DESCRIPTION
1	385344436	SEAT & LID ASSEMBLY, WHITE	9	385310680	KIT, DISCHARGE
2	385310676	CHINA BOWL, WHITE	10	385311204	HAND FLUSH KIT- (inc.item 11)
3	385310025	HALF CLAMP KIT, WHITE	11	385236096	SPRING CARTRIDGE KIT
4	385311462	RUBBER SEAL KIT	12	385314349	WATER VALVE KIT
5	385311158	BASE KIT, WHITE (inc. items 3 -12)	13	385345377	SUPPLY HOSE, WHITE
6	385310679	MOUNTING KIT	14	385310687	VACUUM BREAKER KIT
7	385311292	RING, BASE INSERT	15	385310696	VACUUM BREAKER COVER
8	385318162	BALL/SHAFT/CARTRIDGE KIT (inc. item 11)			



Dometic Corporation - Sanitation Systems
13128 State Rt. 226, P.O. Box 38
Big Prairie, OH 44611-0038 USA
Telephone: 330-496-3211
Fax: 330-496-3097
Email: sealand@dometicusa.com

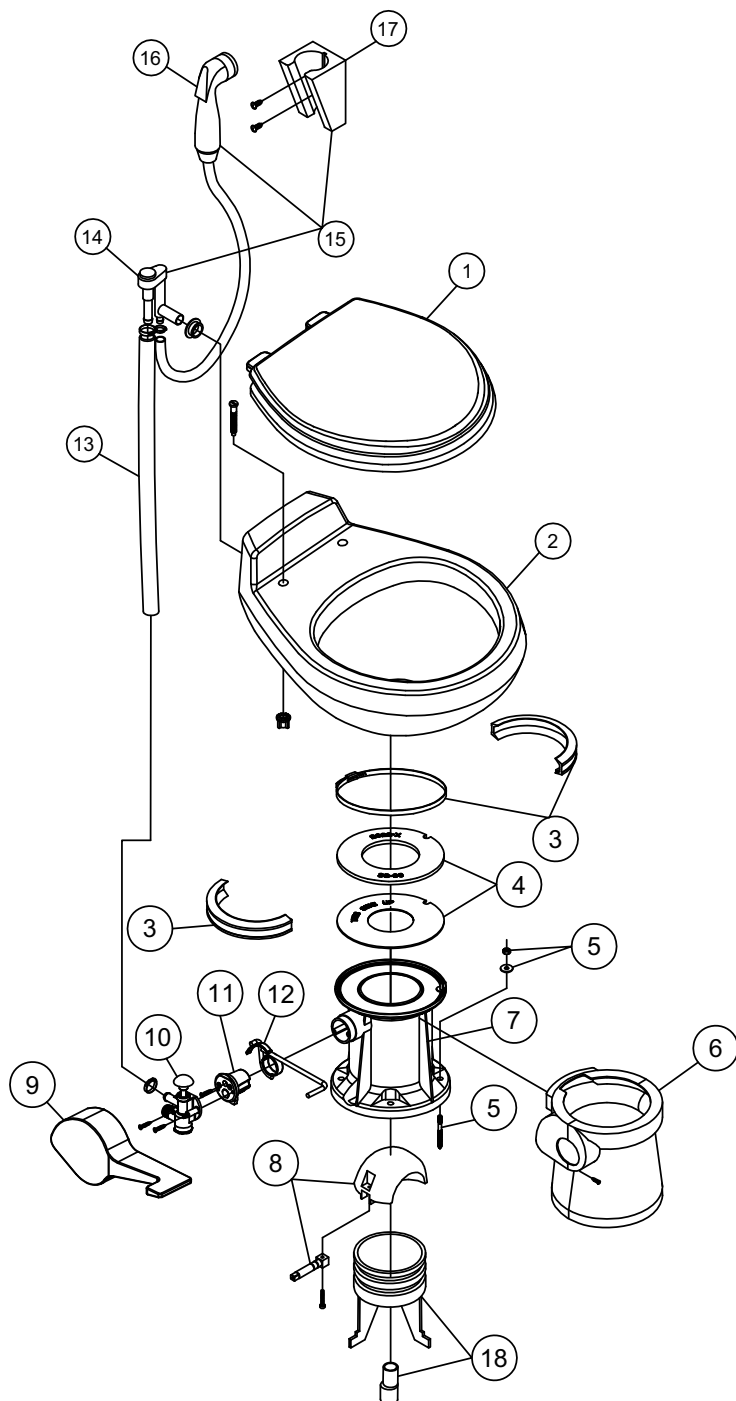
PARTS LIST: 506+



ITEM	PART NO.	DESCRIPTION
1	385343829	KIT, SEAT-CV'R 500+ - WHITE
	385343831	KIT, SEAT-CV'R 500+ - BONE
	385343897	KIT, SEAT-CV'R 500+ - PLAT
	385343901	KIT, SEAT-CV'R 500+ - EBONY
2	385310739	CHINA BOWL KIT, WHITE
	385310740	CHINA BOWL KIT, BONE
	385310741	CHINA BOWL KIT, PLATINUM
	385310742	CHINA BOWL KIT, EBONY
3	385310048	BAND AND HALF CLAMP, KIT
4	385311462	SEAL REPLACEMENT , KIT
5	385310064	MOUNTING HARDWARE
6	385310108	PEDESTAL COVER KIT , WHITE
	385310109	PEDESTAL COVER KIT , BONE
	385310110	PEDESTAL COVER KIT , PLATINUM
	385310600	PEDESTAL COVER KIT , EBONY
7	385310132	BASE KIT, WHITE (inc items 3-13 & 19)
	385310133	BASE KIT, BONE (inc items 3-13 & 19)
	385310134	BASE KIT, PLATINUM (inc items 3-13 & 19)
	385310607	BASE KIT, EBONY (inc items 3-13 & 19)
8	385318864	FUNNEL, KIT (inc. item 5 & 19)
9	385318162	KIT,BALL,SHAFT & CART, WHITE(inc. item 12)
	385310177	KIT,BALL,SHAFT & CART, EBONY(inc. item 12)
10	385310117	PEDAL COVER, WHITE
	385310118	PEDAL COVER, BONE
	385310119	PEDAL COVER, PLATINUM
	385310593	PEDAL COVER, EBONY
11	385314349	WATER VALVE, KIT
12	385236096	SPRING CARTRIDGE, KIT
13	385310579	PEDAL, CARTRIDGE, KIT (inc. item 12)
14	385340177	HOSE, SUPPLY - BONE, EBONY, PLAT
	385345377	HOSE, SUPPLY - WHITE
15	385316906	VACUUM BREAKER, KIT - WITHOUT SPRAY
	385230335	VACUUM BREAKER, KIT - WITH SPRAY
16	385319056	VACUUM BREAKER,SPR & BRK,KIT CHROME
	385319057	VACUUM BREAKER,SPR & BRK,KIT EBONY
17	385310873	HAND SPRAY, EBONY
	385310809	HAND SPRAY, CHROME
18	385311125	BRACKET, HAND SPRAY EBONY
	385311131	BRACKET, HAND SPRAY CHROME
19	385310063	FLOOR FLANGE, KIT (inc. item 5)

Dometic Corporation - Sanitation Systems
13128 State Rt. 226, P.O. Box 38
Big Prairie, OH 44611-0038 USA
Telephone: 330-496-3211
Fax: 330-496-3097
Email: sealand@dometicusa.com

PARTS LIST: 508+

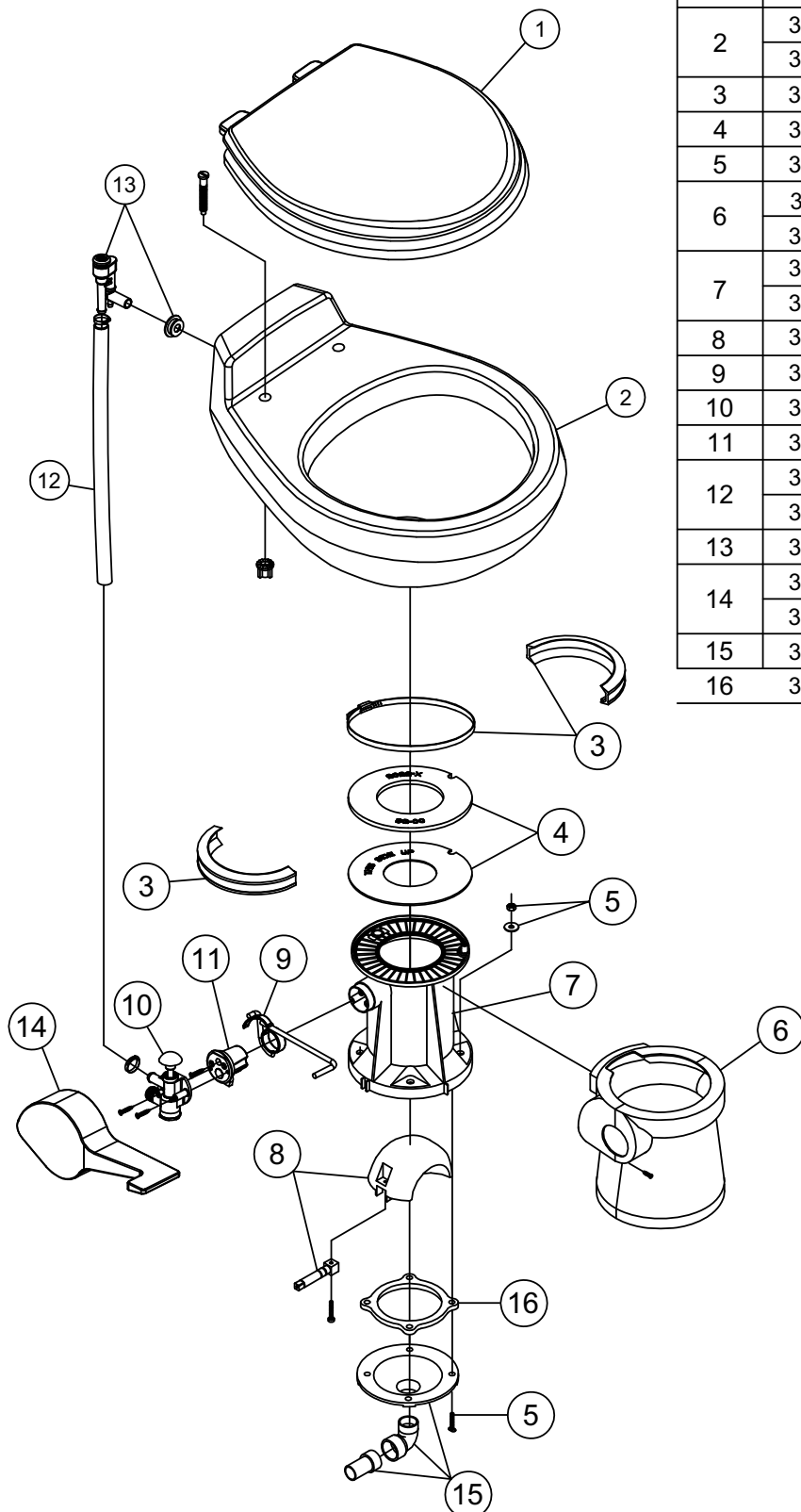


ITEM	PART NO.	DESCRIPTION
1	385343829	KIT, SEAT-CV'R 500+ - WHITE
	385343831	KIT, SEAT-CV'R 500+ - BONE
	385343897	KIT, SEAT-CV'R 500+ - PLAT
	385343901	KIT, SEAT-CV'R 500+ - EBONY
2	385310739	CHINA BOWL KIT, WHITE
	385310740	CHINA BOWL KIT, BONE
	385310741	CHINA BOWL KIT, PLATINUM
	385310742	CHINA BOWL KIT, EBONY
3	385310048	BAND AND HALF CLAMP, KIT
4	385311462	KIT, BASE SEAL/2 SEALS
5	385316323	MOUNTING HARDWARE
6	385310111	PEDESTAL COVER KIT , WHITE
	385310112	PEDESTAL COVER KIT , BONE
	385310113	PEDESTAL COVER KIT , PLATINUM
	385310173	PEDESTAL COVER KIT , EBONY
7	385310126	BASE KIT, WHITE (inc items 3 -12,18)
	385310127	BASE KIT, BONE (inc items 3 -12,18)
	385310128	BASE KIT, PLATINUM (inc items 3 -12,18)
	385310171	BASE KIT, EBONY (inc items 3 -12,18)
8	385318162	KIT,BALL,SHAFT & CART, WHITE(inc. item 11)
	385310177	KIT,BALL,SHAFT & CART, EBONY(inc. item 11)
9	385310114	PEDAL COVER, WHITE
	385310115	PEDAL COVER, BONE
	385310116	PEDAL COVER, PLATINUM
	385310175	PEDAL COVER, EBONY
10	385314349	WATER VALVE, KIT
11	385236096	SPRING CARTRIDGE, KIT
12	385310578	PEDAL, CARTRIDGE, KIT (inc. item 11)
13	385340177	HOSE, SUPPLY - BONE, EBONY, PLAT
	385345377	HOSE, SUPPLY - WHITE
14	385316906	VACUUM BREAKER, KIT - WITHOUT SPRAY
	385230335	VACUUM BREAKER, KIT - WITH SPRAY
15	385319056	VACUUM BREAKER,SPRAY & BRACKET,CHR
	385319057	VACUUM BREAKER,SPRAY & BRACKET,EBY
16	385310809	HAND SPRAY, CHROME
	385310873	HAND SPRAY, EBONY
17	385311131	BRACKET, HAND SPRAY-CHROME
	385311125	BRACKET, HAND SPRAY EBONY
18	385318741	KIT, FUNNEL '08

Dometic *Sealand*

Dometic Corporation - Sanitation Systems
13128 State Rt. 226, P.O. Box 38
Big Prairie, OH 44611-0038 USA
Telephone: 330-496-3211
Fax: 330-496-3097
Email: sealand@dometicusa.com

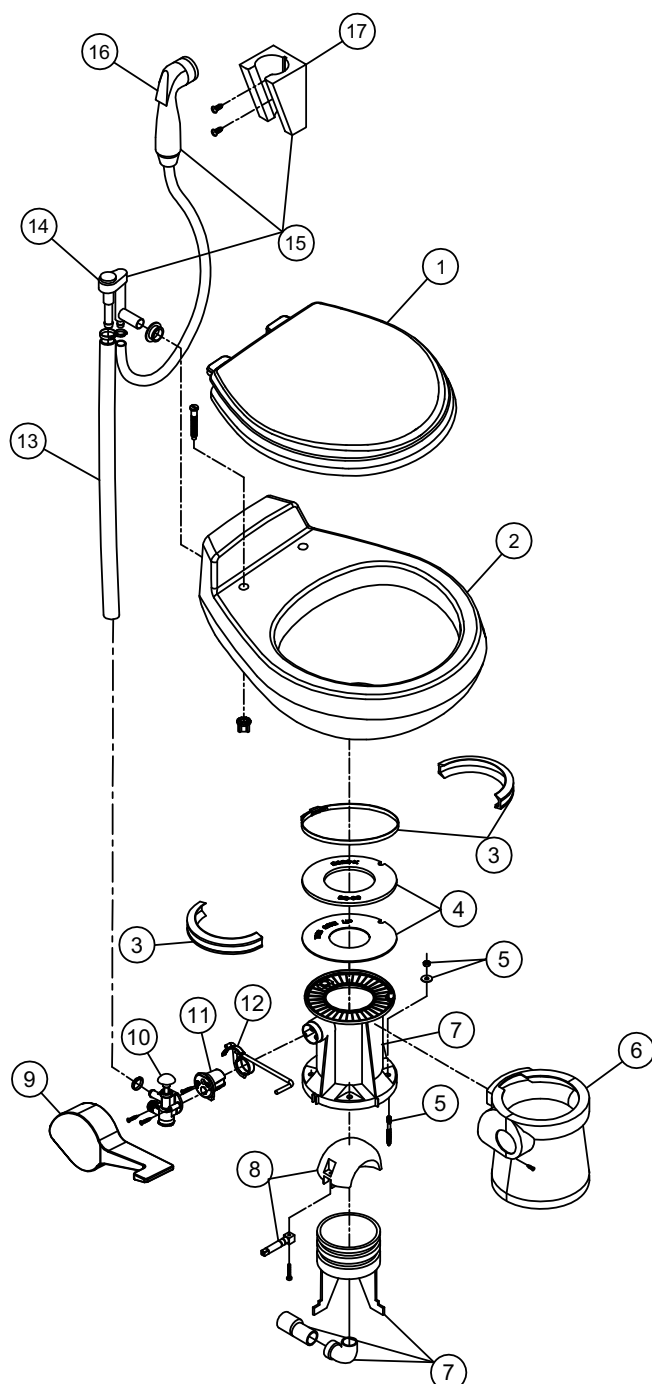
PARTS LIST: VACUFLUSH 509+



ITEM	PART NO.	DESCRIPTION
1	385343829	KIT, SEAT-CV'R 500+ - WHITE
	385343831	KIT, SEAT-CV'R 500+ - BONE
2	385310739	KIT,BOWL - 500+ WHITE
	385310740	KIT,BOWL - 500+ BONE
3	385310025	KIT, HALF CLAMP-WHITE
4	385311462	KIT, SEAL KIT-VACUFLUSH
5	385310064	KIT, MOUNT-TRAVELER-506/806
6	385310111	KIT, TALL BASE COVER-WHITE
	385310112	KIT, TALL BASE COVER-BONE
7	385310978	KIT, BASE 09 - BONE (INC. 3-11,14-16)
	385311772	KIT, BASE 509+ WHITE (INC 3 -11, 14 -16)
8	385318162	KIT, BALL/SHAFT/CART-WHITE (INC. 11)
9	385310578	KIT, LEVER/CART-TALL BASE (INC. 11)
10	385314349	KIT, WATER VALVE
11	385236096	KIT, SPRING CARTRIDGE
12	385345377	KIT, SUPPLY HOSE-WHITE
	385340177	KIT, SUPPLY HOSE-BONE
13	385316906	KIT, VACUUM BREAKER
14	385310114	KIT, TALL PEDAL COVER WHITE
	385310115	KIT, TALL PEDAL COVER-BONE
15	385318864	KIT, FUNNEL 506/806/706 (INC. 5)
16	385310063	KIT, FLOOR FLANGE SEAL (INC. 5)

Dometic Corporation - Sanitation Systems
13128 State Rt. 226, P.O. Box 38
Big Prairie, OH 44611-0038 USA
Telephone: 330-496-3211
Fax: 330-496-3097
Email: sealand@dometicusa.com

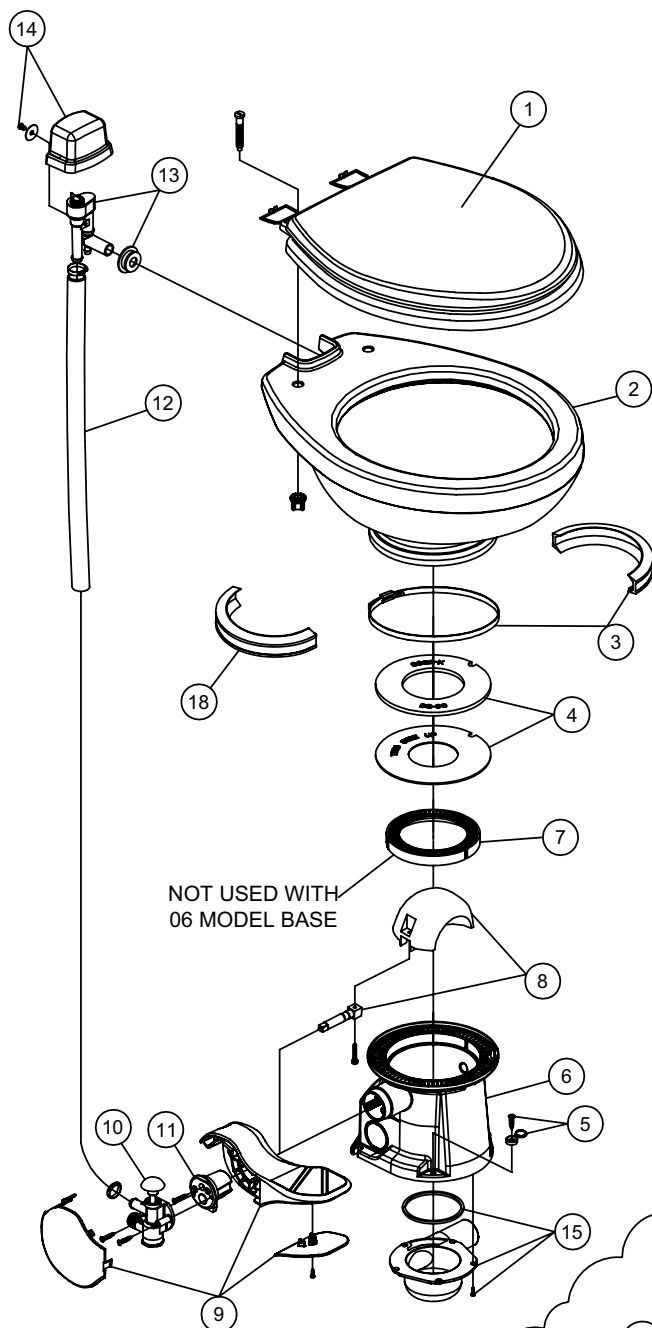
PARTS LIST: 548+



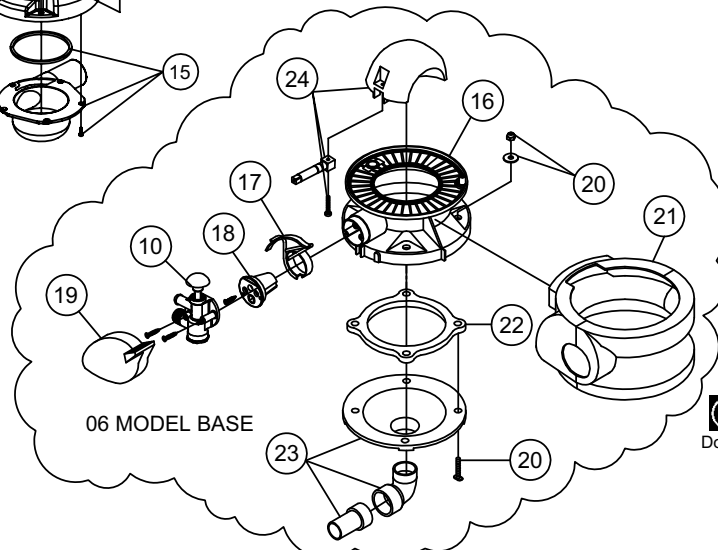
ITEM	PART NO.	DESCRIPTION
1	385343829	KIT, SEAT-CV'R 500+ - WHITE
	385343831	KIT, SEAT-CV'R 500+ - BONE
	385343897	KIT, SEAT-CV'R 500+ - PLAT
	385343901	KIT, SEAT-CV'R 500+ - EBONY
2	385310739	CHINA BOWL KIT, WHITE
	385310740	CHINA BOWL KIT, BONE
	385310741	CHINA BOWL KIT, PLATINUM
	385310742	CHINA BOWL KIT, EBONY
3	385310048	BAND AND HALF CLAMP, KIT
4	385311462	SEAL REPLACEMENT , KIT
5	385316323	MOUNTING HARDWARE
6	385310136	PEDESTAL COVER KIT , WHITE
	385310137	PEDESTAL COVER KIT , BONE
	385310138	PEDESTAL COVER KIT , PLATINUM
	385310174	PEDESTAL COVER KIT , EBONY
7	385310129	BASE KIT, WHITE (inc items 3-12)
	385310130	BASE KIT, BONE (inc items 3-12)
	385310131	BASE KIT, PLATINUM (inc items 3-12)
	385310172	BASE KIT, EBONY (inc items 3-12)
8	385318162	KIT,BALL,SHAFT & CART, WHITE(inc. item 11)
	385310177	KIT,BALL,SHAFT & CART, EBONY(inc. item 11)
9	385310114	PEDAL COVER, WHITE
	385310115	PEDAL COVER, BONE
	385310116	PEDAL COVER, PLATINUM
	385310175	PEDAL COVER, EBONY
10	385314349	WATER VALVE, KIT
11	385236096	SPRING CARTRIDGE, KIT
12	385310578	PEDAL, CARTRIDGE, KIT (inc. item 11)
13	385340177	HOSE, SUPPLY - BONE, EBONY, PLAT
	385345377	HOSE, SUPPLY - WHITE
14	385316906	VACUUM BREAKER, KIT - WITHOUT SPRAY
	385230335	VACUUM BREAKER, KIT - WITH SPRAY
15	385319056	VACUUM BREAKER, SPRAY & BRACKET, CHR
	385319057	VACUUM BREAKER, SPRAY & BRACKET, EBY
16	385310809	HAND SPRAY, CHROME
	385310873	HAND SPRAY, EBONY
17	385311131	BRACKET, HAND SPRAY-CHROME
	385311125	BRACKET, HAND SPRAY EBONY

Dometic Corporation - Sanitation Systems
13128 State Rt. 226, P.O. Box 38
Big Prairie, OH 44611-0038 USA
Telephone: 330-496-3211
Fax: 330-496-3097
Email: sealand@dometicusa.com

PARTS LIST: VACUFLUSH 606 - 647 - 648

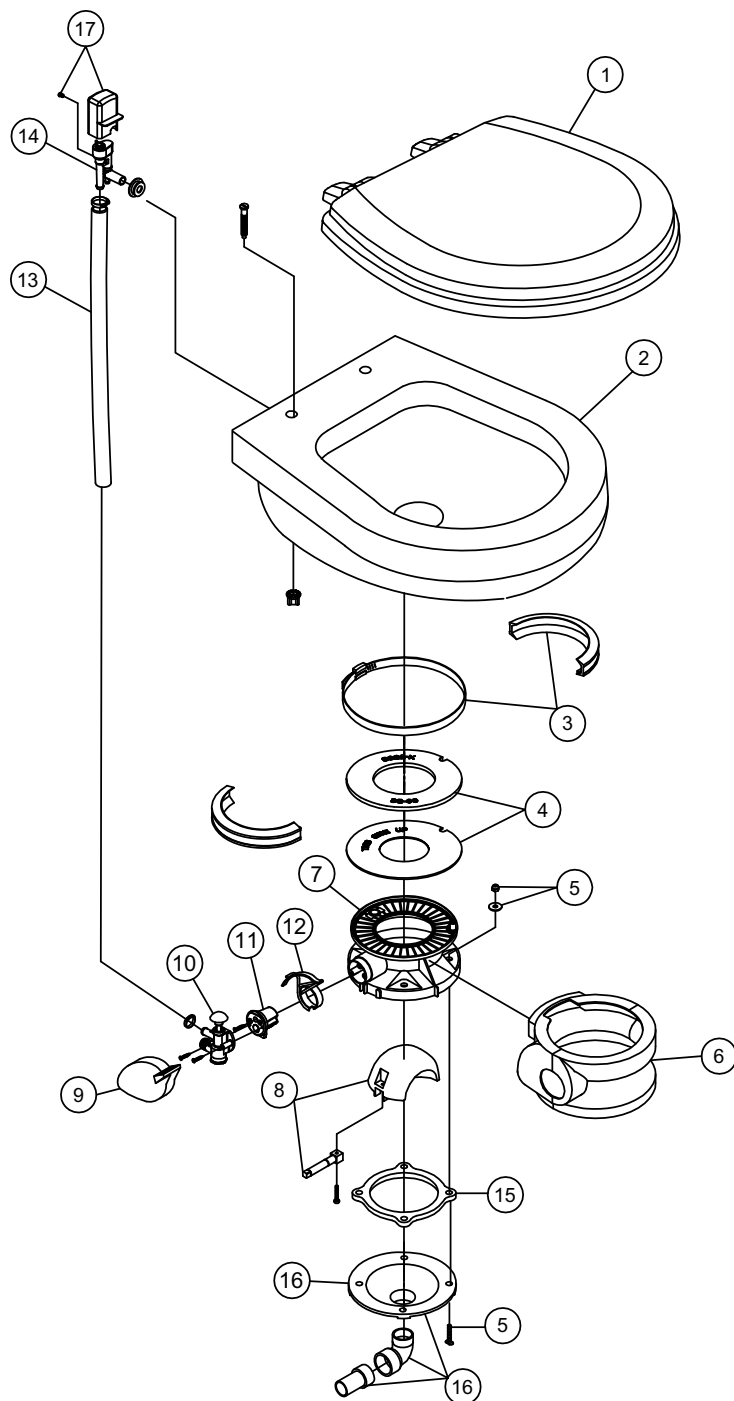


ITEM	PART NUMBER		DESCRIPTION
	647	648	
1	385343829		KIT, SEAT-CV'R 500+ -WHITE
	385343831		KIT, SEAT-CV'R 500+ -BONE
2	385310790		KIT,BOWL TRAVELER LITE/WHITE
	385310791		KIT,BOWL TRAVELER LITE/BONE
3	385310025		KIT, HALF CLAMP-WHITE
	385310048		KIT, HALF CLAMP-BONE
4	385311462		KIT, SEAL KIT-VACUFLUSH
5	385310679		KIT, MOUNTING-ECOVAC - WHITE
	385310785		KIT, MOUNTING-ECOVAC - BONE
6	385310685	385310686	BASE KIT , WHITE (INC. 3 -11&15)
	385310783	385310784	BASE KIT , BONE (INC. 3 -11&15)
7	385311292		KIT, BASE RING INSERT
8	385310954		KIT, BALL/BRASS SHAFT/P CART (INC. 11)
9	385310682		KIT, ECOVAC PEDAL/CART-WHT (INC. 11)
	385310762		KIT, PEDAL ECOVAC/110-BONE (INC. 11)
10	385314349		KIT, WATER VALVE
11	385310683		KIT, SPRING CARTRIDGE-ECOVAC
12	385340177		KIT, SUPPLY HOSE-BONE
	385345377		KIT, SUPPLY HOSE-WHITE
13	385310687		KIT, VAC BRK-ECOVAC
14	385310795		KIT, VAC BREAKER COVER/TL/WHT
	385310796		KIT, VAC BREAKER COVER/TL/BONE
15	385310680		KIT, DISCHARGE 147/148-ECOVAC
	385310936		KIT, DISCHARGE 149-ECOVAC
606 MODEL REPLACEMENT PARTS			
16	385310132		KIT, 506/806/706 BASE-WHT (INC.3 -11&15)
	385310133		KIT, 506/806/706BASE-BONE (INC. 3 -11&15)
17	385310579		KIT, LEVER/CART-SHORT BASE
18	385236096		KIT, SPRING CARTRIDGE
19	385310117		KIT, SHORT PEDAL COVER-WHT
	385310118		KIT, SHORT PEDAL COVER-BONE
20	385310064		KIT, MOUNT-TRAVELER-506/806
21	385310108		KIT, SHORT BASE COVER-WHITE
	385310109		KIT, SHORT BASE COVER-BONE
22	385310063		KIT, FLOOR FLANGE SEAL (INC. 5)
23	385318864		KIT, FUNNEL 506/806/706 (INC. 20 & 23)
24	385310954		KIT, BALL/BRASS SHAFT/P CART (INC. 18)



Dometic *Sealand*
Dometic Corporation - Sanitation Systems
13128 State Rt. 226, P.O. Box 38
Big Prairie, OH 44611-0038 USA
Telephone: 330-496-3211
Fax: 330-496-3097
Email: sealand@dometicususa.com

PARTS LIST: 706

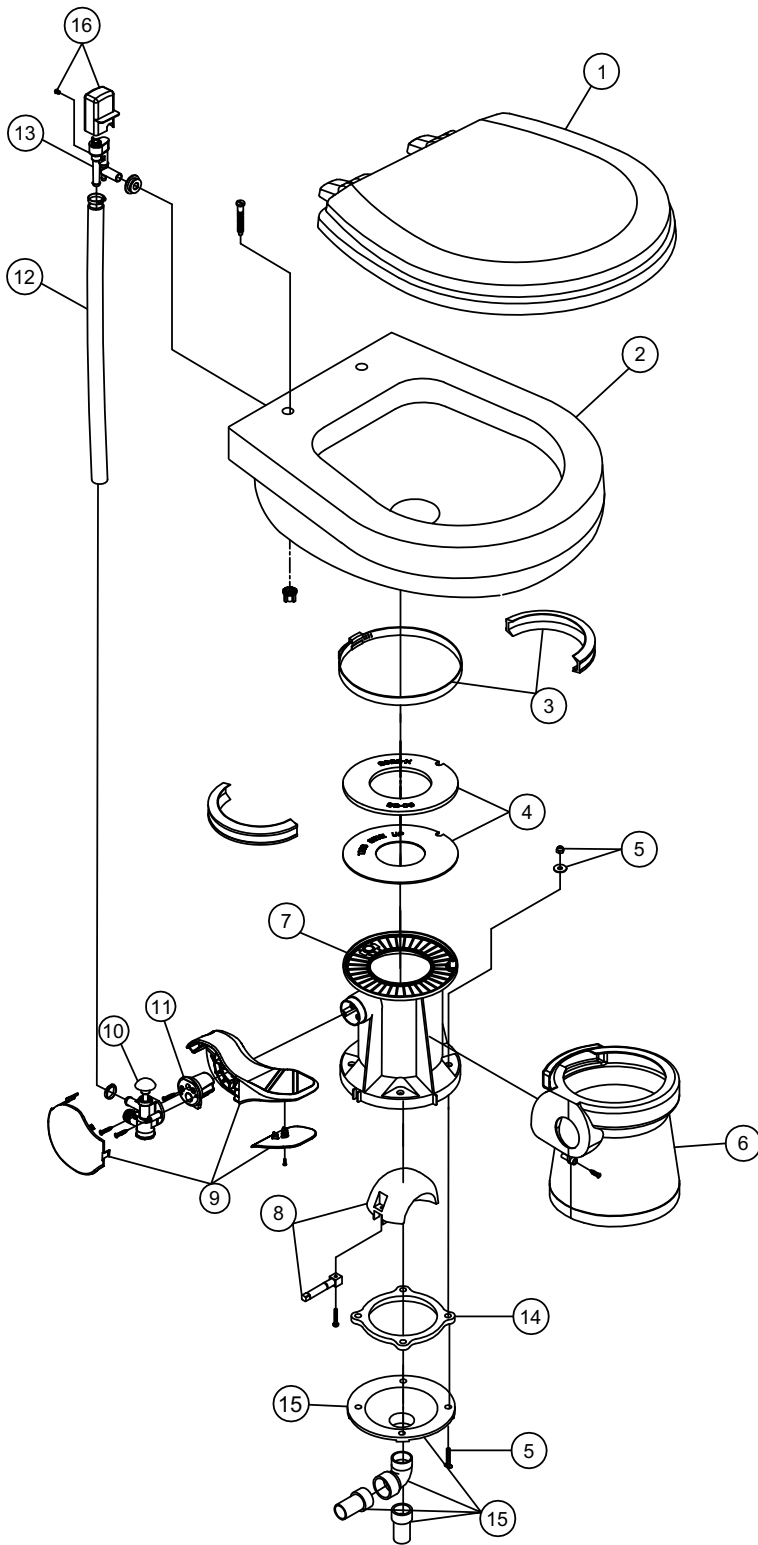


ITEM	PART NO.	DESCRIPTION
1	385344436	SEAT ASSEMBLY, WHITE
	385344437	SEAT ASSEMBLY, BONE
2	385310676	CHINA BOWL KIT, WHITE
	385310781	CHINA BOWL KIT, BONE
3	385310048	BAND AND HALF CLAMP, KIT
4	385311462	SEAL REPLACEMENT , KIT
5	385310064	MOUNTING HARDWARE
6	385310108	PEDESTAL COVER KIT , WHITE
	385310109	PEDESTAL COVER KIT , BONE
7	385310132	BASE KIT, WHITE (inc items 3 -12 & 15,16)
	385310133	BASE KIT, BONE (inc items 3 -12 & 15,16)
8	385318162	KIT,BALL,SHAFT & CART, WHITE(inc. item 11)
9	385310117	PEDAL COVER, WHITE
	385310118	PEDAL COVER, BONE
10	385314349	WATER VALVE, KIT
11	385236096	SPRING CARTRIDGE, KIT
12	385311486	KIT, BENT LEVER/CART-SH'T BASE (inc.11)
13	385340177	HOSE, SUPPLY - BONE
	385345377	HOSE, SUPPLY - WHITE
14	385316906	VACUUM BREAKER, KIT
15	385310063	FLOOR FLANGE SEAL (inc. item 5)
16	385318864	FUNNEL KIT (inc. item 5 & 15)
17	385310696	VACUUM BREAKER COVER - WHITE
	385310782	VACUUM BREAKER COVER - BONE

Dometic *Sealand*

Dometic Corporation - Sanitation Systems
13128 State Rt. 226, P.O. Box 38
Big Prairie, OH 44611-0038 USA
Telephone: 330-496-3211
Fax: 330-496-3097
Email: sealand@dometicusa.com

PARTS LIST: VACUFLUSH 709

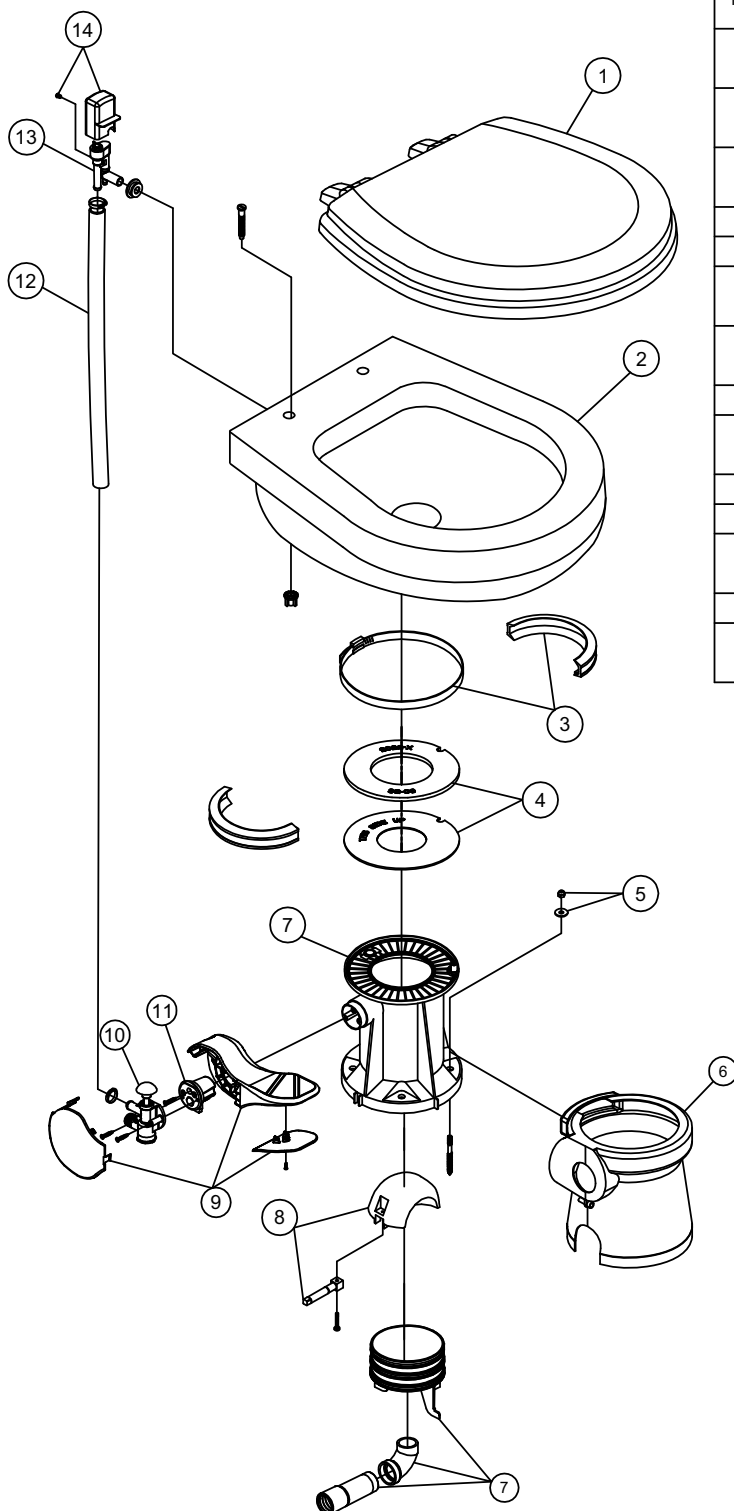


ITEM	PART NO.	DESCRIPTION
1	385344436	SEAT ASSEMBLY, WHITE
	385344437	SEAT ASSEMBLY, BONE
2	385310676	CHINA BOWL KIT, WHITE
	385310781	CHINA BOWL KIT, BONE
3	385310025	BAND AND HALF CLAMP, KIT WHITE
	385310048	BAND AND HALF CLAMP, KIT BONE
4	385311462	SEAL REPLACEMENT , KIT
5	385310064	MOUNTING HARDWARE
6	385310111	PEDESTAL COVER KIT , WHITE
	385310112	PEDESTAL COVER KIT , BONE
7	385311081	BASE KIT, WHITE (INC. 3-11 & 14,15)
	385310978	BASE KIT, BONE (INC. 3-11 & 14,15)
8	385310954	KIT, BALL/BRASS SHAFT/P CART(INC. 11)
9	385310682	PEDAL, CARTRIDGE, KIT WHITE (INC. 11)
	385310762	PEDAL, CARTRIDGE, KIT BONE (INC. 11)
10	385314349	WATER VALVE, KIT
11	385310683	SPRING CARTRIDGE, KIT
12	385345377	HOSE, SUPPLY - WHITE
	385340177	HOSE, SUPPLY - BONE
13	385316906	VACUUM BREAKER, KIT
14	385310063	FLOOR FLANGE SEAL (INC. 5)
15	385318864	FUNNEL KIT (INC. 5, 14 & 15)
16	385310696	VACUUM BREAKER COVER - WHITE
	385310782	VACUUM BREAKER COVER - BONE



Dometic Corporation - Sanitation Systems
13128 State Rt. 226, P.O. Box 38
Big Prairie, OH 44611-0038 USA
Telephone: 330-496-3211
Fax: 330-496-3097
Email: sealand@dometicususa.com

PARTS LIST: VACUFLUSH 748 - 749

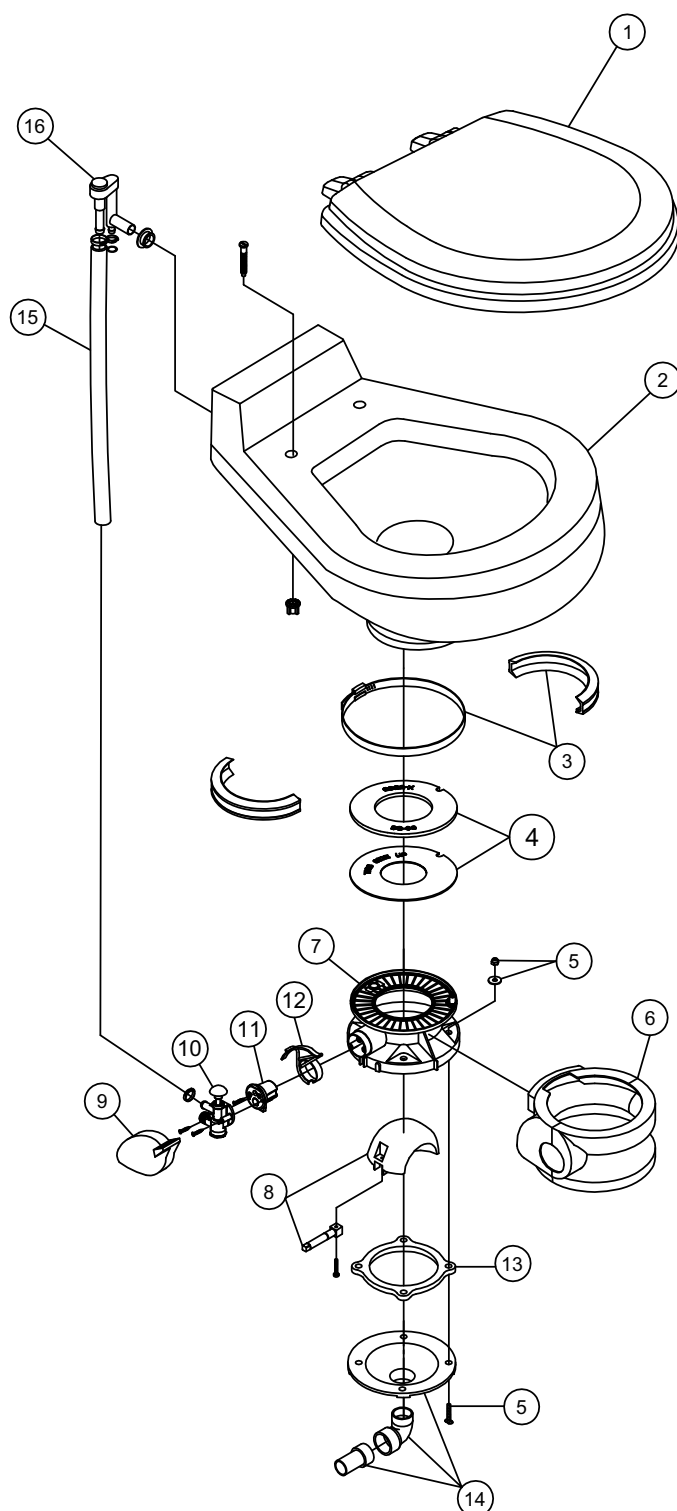


ITEM	PART NO.		DESCRIPTION
	748	749	
1	385344436		SEAT ASSEMBLY, WHITE
	385344437		SEAT ASSEMBLY, BONE
2	385310676		CHINA BOWL KIT, WHITE
	385310781		CHINA BOWL KIT, BONE
3	385310025		BAND AND HALF CLAMP, KIT WHITE
	385310048		BAND AND HALF CLAMP, KIT BONE
4	385311462		SEAL REPLACEMENT , KIT
5	385316323		MOUNTING HARDWARE
6	385310136	385310904	PEDESTAL COVER KIT , WHITE
	385310137	N/A	PEDESTAL COVER KIT , BONE
7	385310910	385310903	BASE KIT, WHITE (inc items 3-11 & 14,15)
	385311086	N/A	BASE KIT, BONE (inc items 3-11 & 14,15)
8	385310954		KIT, BALL/BRASS SHAFT/P CART (inc. item 11)
9	385310682		PEDAL, CARTRIDGE, KIT WHITE (inc. item 11)
	385310762		PEDAL, CARTRIDGE, KIT BONE (inc. item 11)
10	385314349		WATER VALVE, KIT
11	385310683		SPRING CARTRIDGE, KIT
12	385345377		HOSE, SUPPLY - WHITE
	385340177		HOSE, SUPPLY - BONE
13	385316906		VACUUM BREAKER, KIT
14	385310696		VACUUM BREAKER COVER - WHITE
	385310782		VACUUM BREAKER COVER - BONE



Dometic Corporation - Sanitation Systems
13128 State Rt. 226, P.O. Box 38
Big Prairie, OH 44611-0038 USA
Telephone: 330-496-3211
Fax: 330-496-3097
Email: sealand@dometicusa.com

PARTS LIST: 806

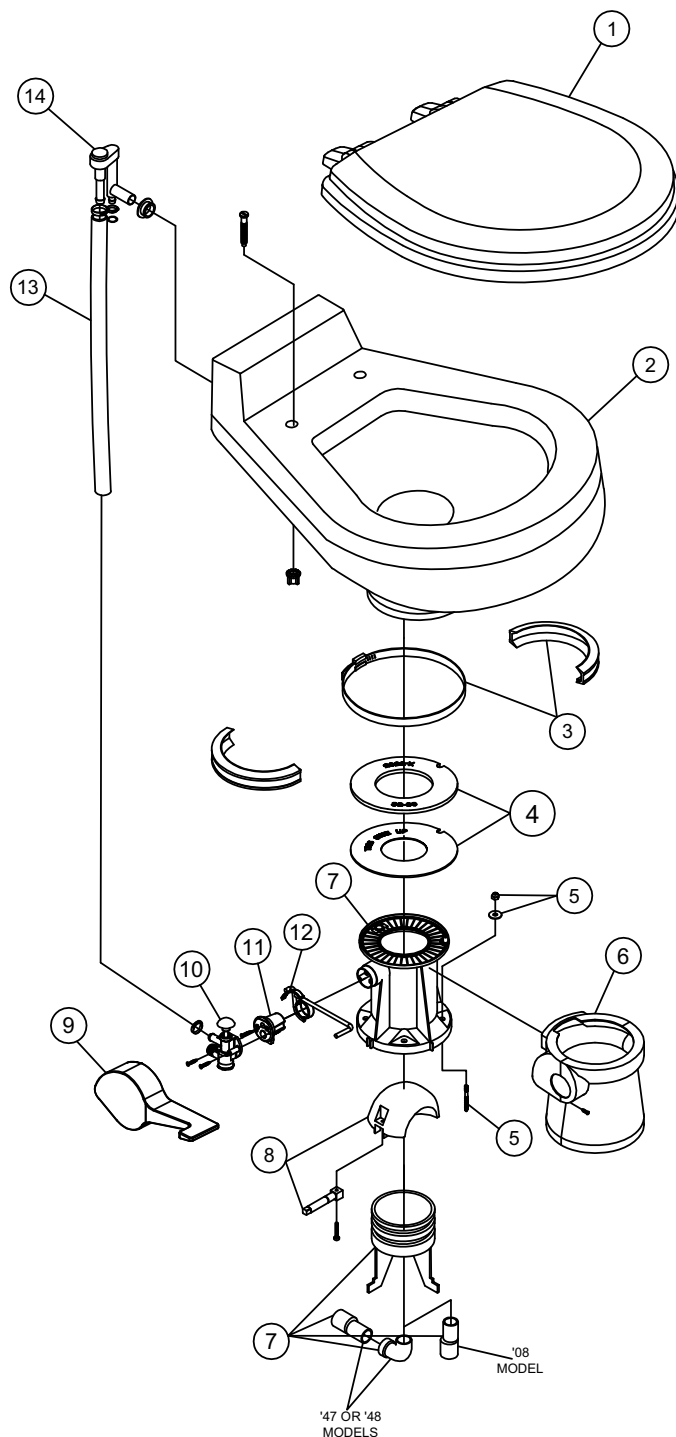


ITEM	PART NO.	DESCRIPTION
1	385344436	SEAT ASSEMBLY, WHITE
	385344437	SEAT ASSEMBLY, BONE
2	385310032	CHINA BOWL KIT, WHITE
	385310033	CHINA BOWL KIT, BONE
3	385310048	BAND & HALF CLAMP KIT - BONE
	385310025	BAND & HALF CLAMP KIT - WHITE
4	385311462	KIT, BASE SEAL/2 SEALS
5	385310064	MOUNTING HARDWARE
6	385310108	PEDESTAL COVER KIT - WHITE
	385310109	PEDESTAL COVER KIT - BONE
7	385310132	BASE KIT- WHITE (inc items 3-14)
	385310133	BASE KIT- BONE (inc items 3-14)
8	385318162	KIT,BALL,SHAFT & CART-(inc. item 11)
9	385310117	PEDAL COVER - WHITE
	385310118	PEDAL COVER - BONE
10	385314349	WATER VALVE - KIT
11	385236096	SPRING CARTRIDGE - KIT
12	385310579	PEDAL, CARTRIDGE, KIT (inc. item 11)
13	385310063	FLOOR FLANGE, (inc item 5)
14	385318864	KIT, FUNNEL 506/806/706 (inc. item 5)
15	385340177	HOSE, SUPPLY - BONE
	385345377	HOSE, SUPPLY - WHITE
16	385316906	VACUUM BREAKER, KIT



Dometic Corporation - Sanitation Systems
13128 State Rt. 226, P.O. Box 38
Big Prairie, OH 44611-0038 USA
Telephone: 330-496-3211
Fax: 330-496-3097
Email: sealand@dometicusa.com

PARTS LIST: 808,847, 848



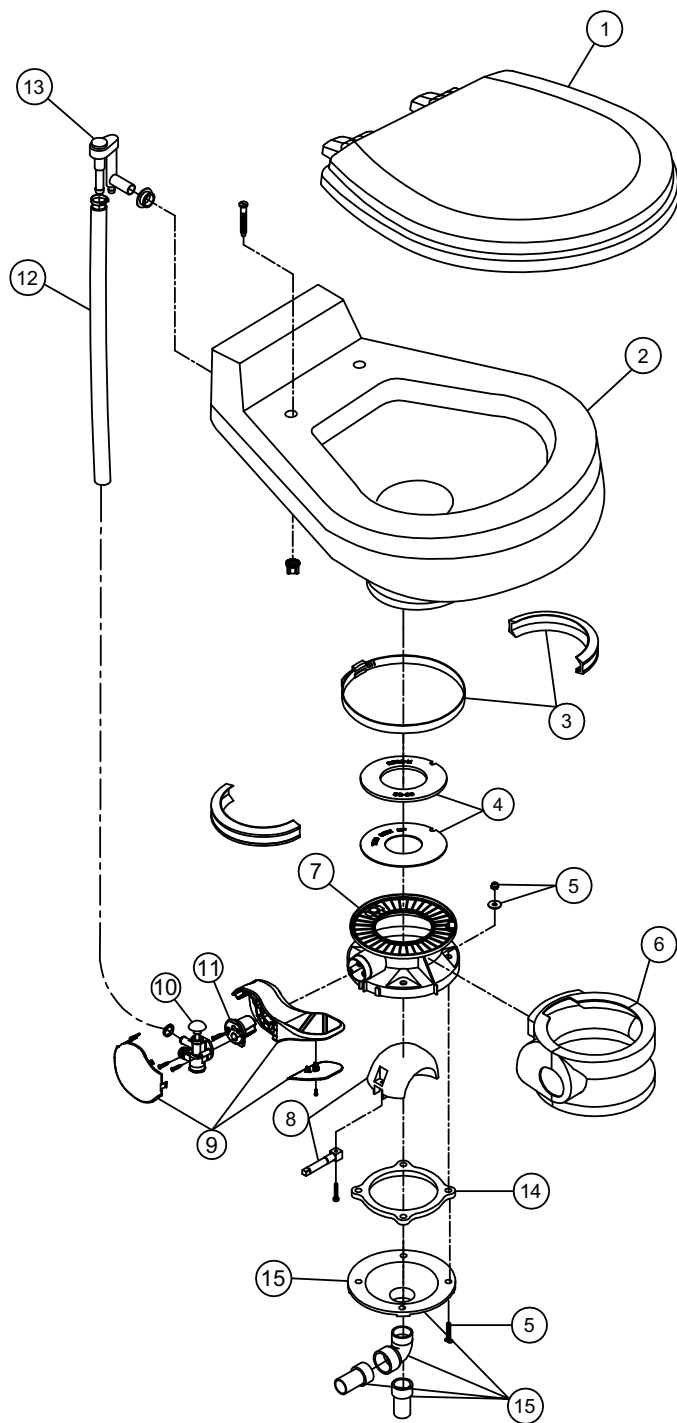
ITEM	PART NO.	DESCRIPTION
1	385344436	SEAT ASSEMBLY, WHITE
	385344437	SEAT ASSEMBLY, BONE
2	385310032	CHINA BOWL KIT, WHITE
	385310033	CHINA BOWL KIT, BONE
3	385310048	BAND & HALF CLAMP KIT - BONE
	385310025	BAND & HALF CLAMP KIT - WHITE
4	385311462	KIT, BASE SEAL/2 SEALS
5	385316323	MOUNTING HARDWARE
6	385310111	PEDESTAL COVER KIT - WHITE '08 MODEL
	385310112	PEDESTAL COVER KIT - BONE '08 MODEL
	385310674	PEDESTAL COVER KIT - WHITE '47 MODEL
	385310613	PEDESTAL COVER KIT - BONE '47 MODEL
	385310136	PEDESTAL COVER KIT - WHITE '48 MODEL
	385310137	PEDESTAL COVER KIT - BONE '48 MODEL
7	385310126	BASE KIT- WHITE (inc items 3-12) '08 MODEL
	385310127	BASE KIT- BONE (inc items 3-12) '08 MODEL
	385310665	BASE KIT- WHITE (inc items 3-12) '47 MODEL
	385310614	BASE KIT- BONE (inc items 3-12) '47 MODEL
	385310129	BASE KIT- WHITE (inc items 3-12) '48 MODEL
	385310130	BASE KIT- BONE (inc items 3-12) '48 MODEL
8	385318162	KIT,BALL,SHAFT & CART- WHITE(inc. item 11)
9	385310114	PEDAL COVER - WHITE
	385310115	PEDAL COVER - BONE
10	385314349	WATER VALVE - KIT
11	385236096	SPRING CARTRIDGE - KIT
12	385310578	PEDAL, CARTRIDGE, KIT (inc. item 11)
13	385340177	HOSE, SUPPLY - BONE
	385345377	HOSE, SUPPLY - WHITE
14	385316906	VACUUM BREAKER, KIT
N/S	385318741	KIT, FUNNEL '08

TOILET MODEL	DISCHARGE LOCATION
808	THROUGH THE FLOOR
847	OPPOSITE PEDAL
848	REAR OF TOILET



Dometic Corporation - Sanitation Systems
13128 State Rt. 226, P.O. Box 38
Big Prairie, OH 44611-0038 USA
Telephone: 330-496-3211
Fax: 330-496-3097
Email: sealand@dometicusa.com

PARTS LIST: 1007



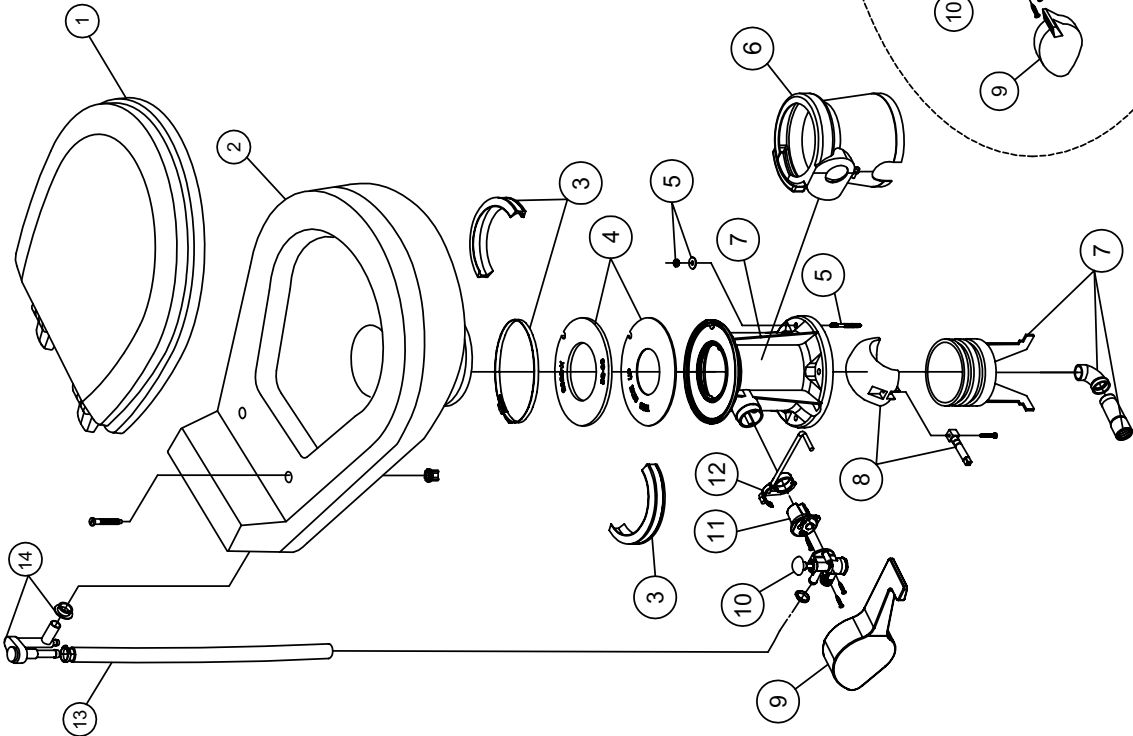
ITEM	PART NO.	DESCRIPTION
1	385344436	SEAT ASSEMBLY, WHITE
	385344437	SEAT ASSEMBLY, BONE
2	385310615	CHINA BOWL KIT, WHITE
	385310616	CHINA BOWL KIT, BONE
3	385310048	BAND AND HALF CLAMP, KIT
4	385311462	SEAL REPLACEMENT , KIT
5	385310064	MOUNTING HARDWARE
6	385310108	PEDESTAL COVER KIT , WHITE
	385310109	PEDESTAL COVER KIT , BONE
7	385311038	BASE KIT, WHITE (inc items 3-4,6-11 & 14)
	385311039	BASE KIT, BONE (inc items 3-4,6-11 & 14)
8	385310681	KIT,BALL,SHAFT & CART, WHITE(inc. item 11)
9	385310682	PEDAL KIT, WHITE (inc. item 11)
	385310762	PEDAL KIT, BONE (inc. item 11)
10	385314349	WATER VALVE, KIT
11	385310683	SPRING CARTRIDGE, KIT
12	385340177	HOSE, SUPPLY - BONE.
	385345377	HOSE, SUPPLY - WHITE
13	385316906	VACUUM BREAKER, KIT
14	385310063	FLOOR FLANGE SEAL (inc. item 5)
15	385318864	FUNNEL KIT (inc. item 5 & 14)



Dometic Corporation - Sanitation Systems
13128 State Rt. 226, P.O. Box 38
Big Prairie, OH 44611-0038 USA
Telephone: 330-496-3211
Fax: 330-496-3097
Email: sealand@dometicusa.com

PARTS LIST: VACUFLUSH MODELS 1006 - 1008 - 1047 - 1048 - 1049

ITEM	PART NUMBER				DESCRIPTION
	1008	1047	1048	1049	
1	385344436	385344437			SEAT ASSEMBLY, WHITE
2	385310615	385310616			SEAT ASSEMBLY, BONE
3	385310615	385310616			CHINA BOWL KIT, WHITE
4	385310615	385310616			CHINA BOWL KIT, BONE
5	385310025	385310048			BAND AND HALF CLAMP, KIT WHITE
6	385311462	385316323			BAND AND HALF CLAMP, KIT BONE
7	385310064	385310111	385310136	385310904	SEAL REPLACEMENT KIT
8	385310108	385310112	385310137	385310913	MOUNTING HARDWARE
9	385310109	385310173	385310746	385310174	PEDESTAL COVER KIT, WHITE
10	385310600	385310173	385310746	385310174	PEDESTAL COVER KIT, BONE
11	385310132	385310126	385310665	385310129	PEDESTAL COVER KIT, EBONY
12	385310133	385310127	385310614	385310130	BASE KIT, WHITE (inc items 3-12)
13	385310607	385310171	N/A	385310172	BASE KIT, BONE (inc items 3-12)
14					BASE KIT, EBONY (inc items 3-12)
15	385318162	385310177			KIT, BALL, SHAFT & CART, WHITE (inc. item 11)
16	385310117	385310111			KIT, BALL, SHAFT & CART, EBONY (inc. item 11)
N/S	385310118	385310115			PEDAL COVER, WHITE
	385310593	385310175			PEDAL COVER, BONE
	385314349	385236096			PEDAL COVER, EBONY
	385310579	385310578			KIT, WATER VALVE
	385340177	385345377			KIT, SPRING CARTRIDGE
	385345377	385316906			KIT, LEVER/CART- BASE
					HOSE, SUPPLY - BONE
					HOSE, SUPPLY - WHITE
					VACUUM BREAKER, KIT
	385310063				KIT, FLOOR FLANGE SEAL
	385318864				KIT, FUNNEL 506/806/706
	385318741				KIT, FUNNEL '08

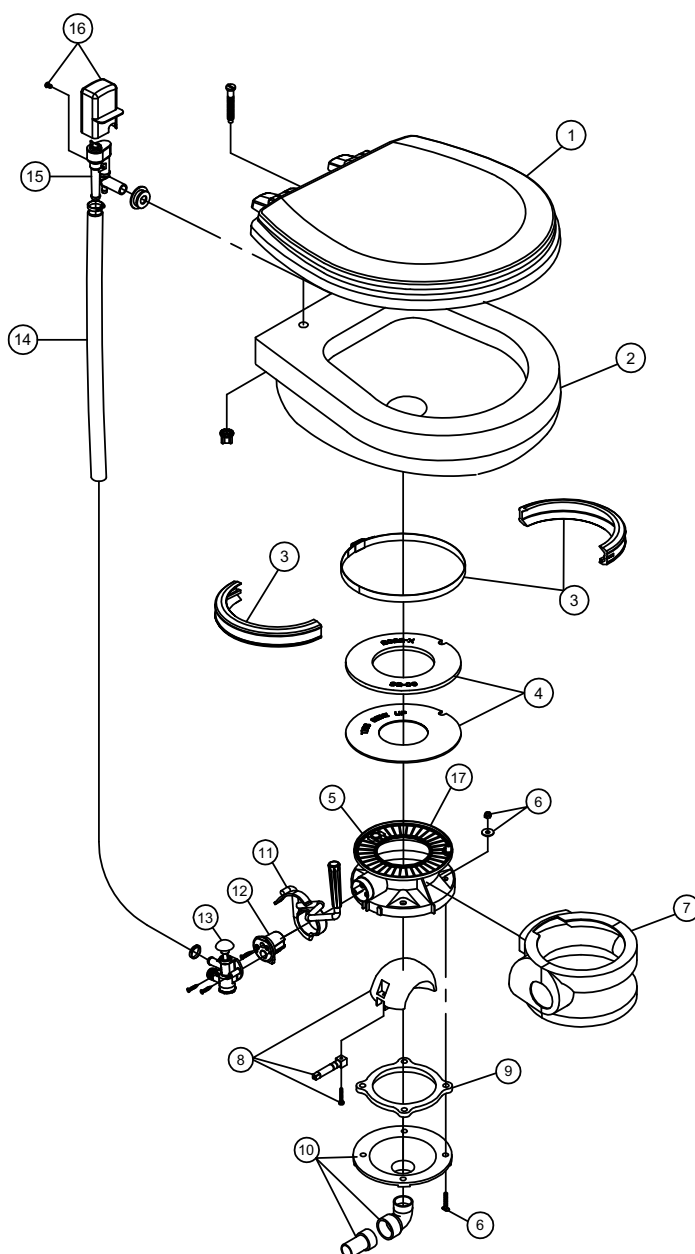


TOILET MODEL	DISCHARGE LOCATION
1008	THROUGH THE FLOOR
1047	OPPOSITE PEDAL
1048	REAR OF TOILET
1049	UNDER PEDAL
1006	THROUGH THE FLOOR

Dometic *Sealand*
Dometic Corporation - Sanitation Systems
13128 State Rt. 226, P.O. Box 38
Big Prairie, OH 44611-0038 USA
Telephone: 330-496-3211
Fax: 330-496-3097
Email: sealand@dometicusa.com

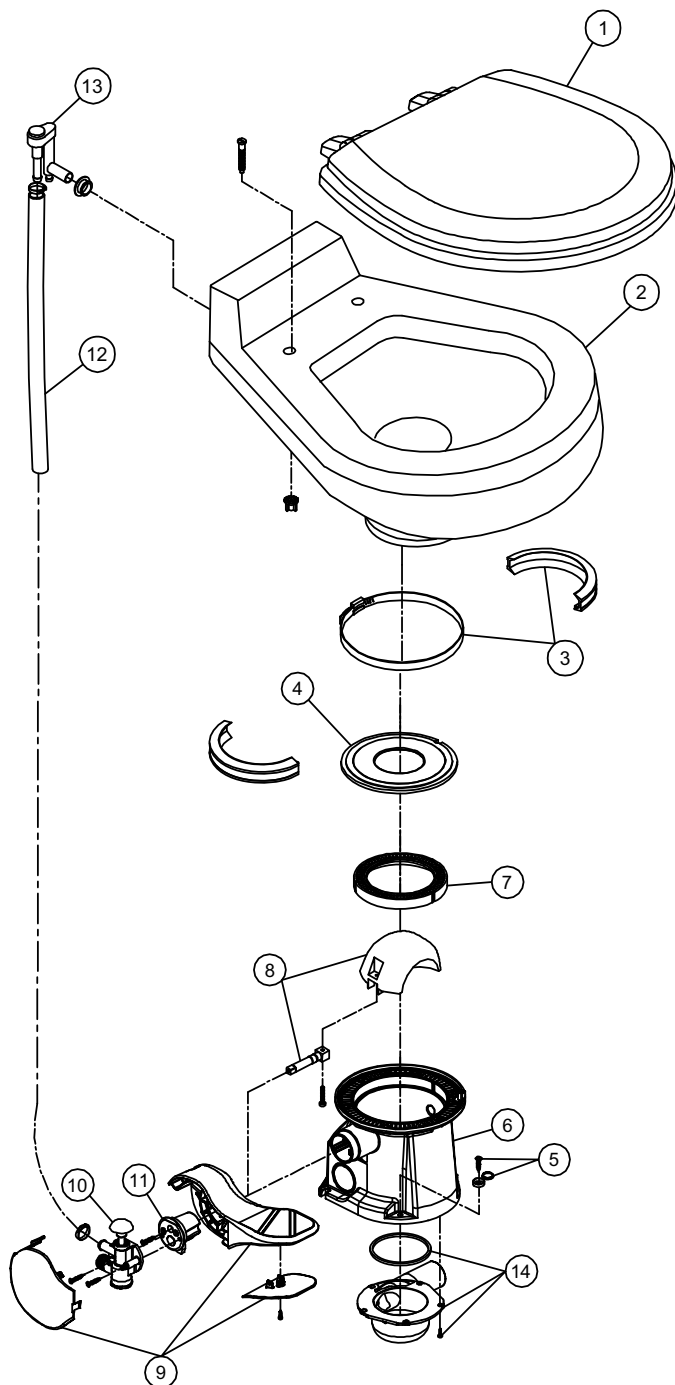
PARTS LIST: VACUFLUSH 1106

ITEM	PART NO.	DESCRIPTION	ITEM	PART NO.	DESCRIPTION
1	385344437	SEAT & LID ASSEMBLY, BONE	9	385310063	FLOOR FLANGE SEAL KIT (inc.item 6)
2	385310781	CHINA BOWL, BONE	10	385318864	FUNNEL KIT (inc.item 6 & 9)
3	385310048	HALF CLAMP KIT, BONE	11	385311095	HAND FLUSH KIT- (inc.item 12)
4	385311462	BASE, SEAL KIT REPLACEMENT	12	385236096	SPRING CARTRIDGE KIT
5	385311094	BASE KIT, BONE (inc. items 3 -13)	13	385314349	WATER VALVE KIT
6	385310064	MOUNTING KIT	14	385340177	SUPPLY HOSE, BONE
7	385310109	PEDESTAL COVER KIT, BONE	15	385310687	VACUUM BREAKER KIT
8	385318162	BALL/SHAFT/CARTRIDGE KIT (inc. item 12)	16	385310782	VACUUM BREAKER COVER



Dometic Corporation - Sanitation Systems
13128 State Rt. 226, P.O. Box 38
Big Prairie, OH 44611-0038 USA
Telephone: 330-496-3211
Fax: 330-496-3097
Email: sealand@dometicusa.com

PARTS LIST: 1147 - 1148



ITEM	PART NUMBER		DESCRIPTION
	1147	1148	
1	385344436		SEAT ASSEMBLY, WHITE
	385344437		SEAT ASSEMBLY, BONE
2	385310615		CHINA BOWL KIT, WHITE
	385310616		CHINA BOWL KIT, BONE
3	385310025		BAND AND HALF CLAMP, KIT WHITE
	385310048		BAND AND HALF CLAMP, KIT BONE
4	385310677		SEAL REPLACEMENT , KIT
5	385310679		MOUNTING HARDWARE - WHITE
	385310785		MOUNTING HARDWARE - BONE
6	385310685	385310686	BASE KIT , WHITE (inc. items 3 -11 & 14)
	385310783	385310784	BASE KIT , BONE (inc. items 3 -11&14)
7	385311292		BASE RING
8	385310681		KIT,BALL,SHAFT & CART, WHITE (inc. item 11)
9	385310682		PEDAL KIT, WHITE (inc. item 11)
	385310762		PEDAL KIT, BONE (inc. item 11)
10	385314349		WATER VALVE, KIT
11	385310683		SPRING CARTRIDGE, KIT
12	385340177		HOSE, SUPPLY - BONE.
	385345377		HOSE, SUPPLY - WHITE
13	385316906		VACUUM BREAKER, KIT
14	385310680		DISCHARGE KIT

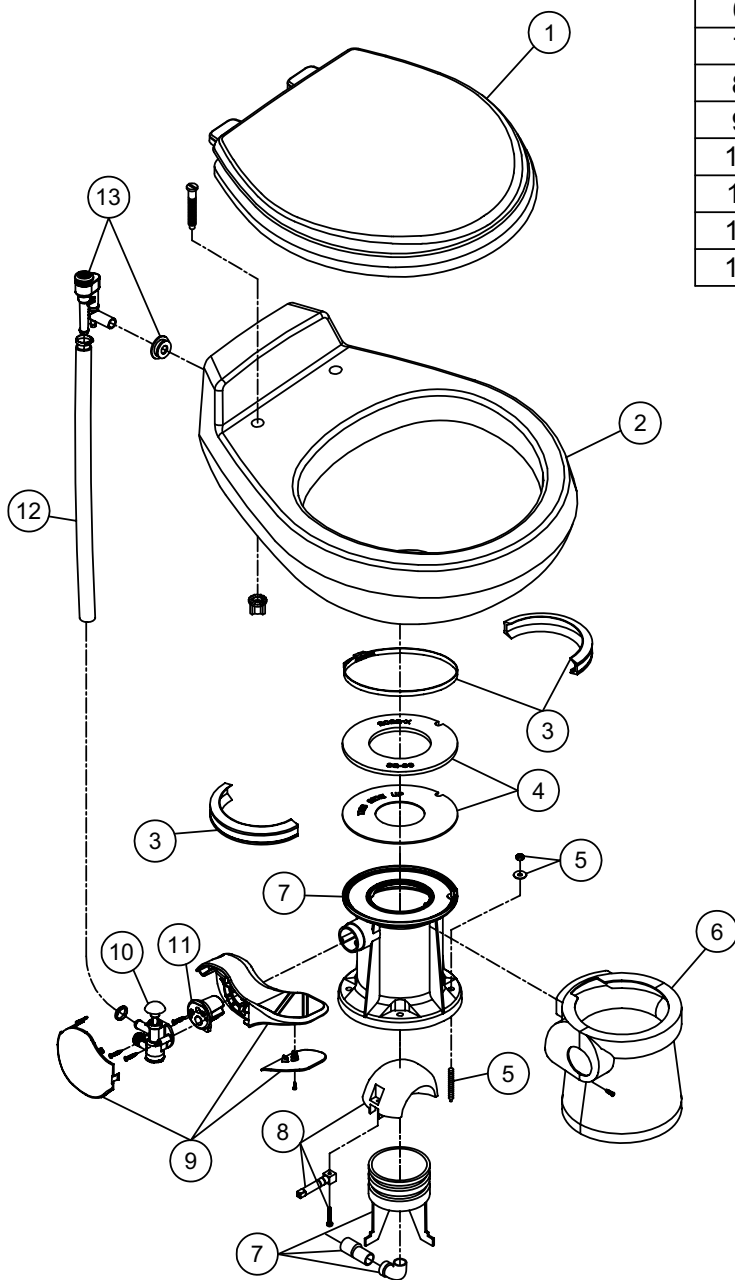
TOILET MODEL	DISCHARGE LOCATION
147	OPPOSITE PEDAL
148	REAR OF TOILET



Dometic Corporation - Sanitation Systems
13128 State Rt. 226, P.O. Box 38
Big Prairie, OH 44611-0038 USA
Telephone: 330-496-3211
Fax: 330-496-3097
Email: sealand@dometicusa.com

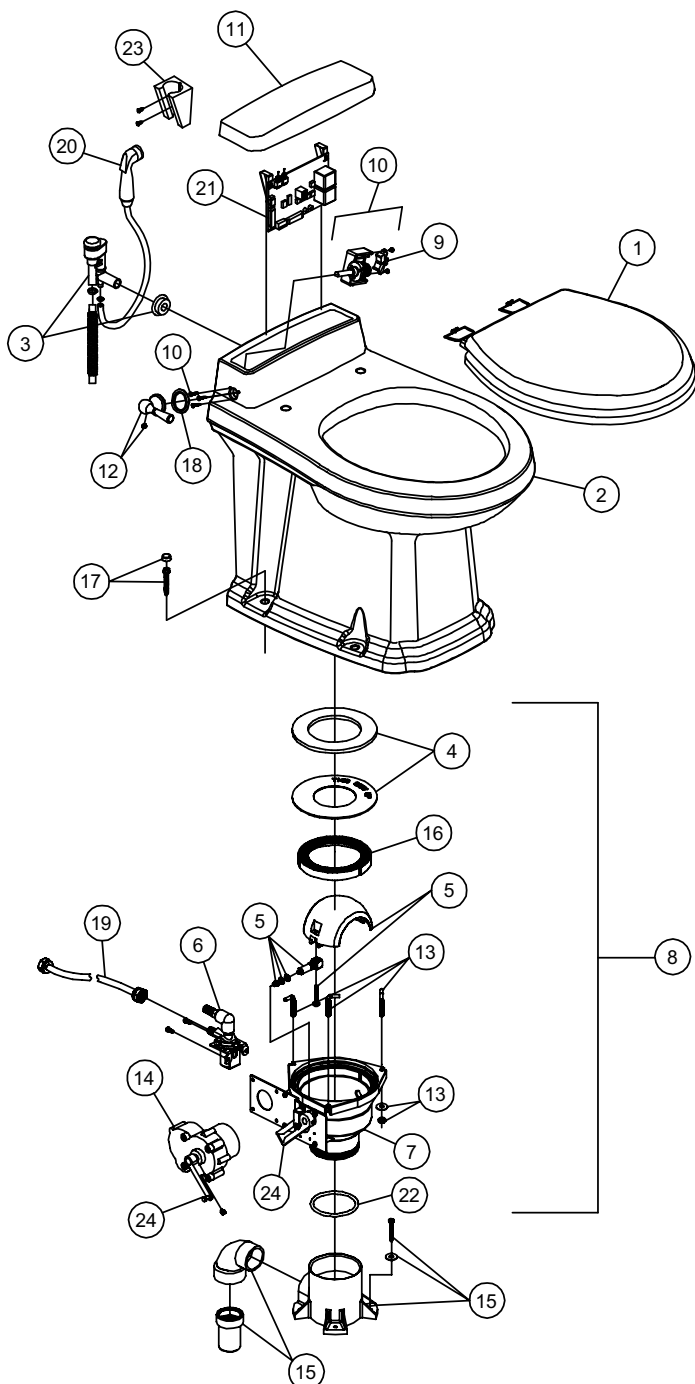
PARTS LIST: VACUFLUSH 1548

ITEM	PART NO.	DESCRIPTION
1	385343829	KIT, SEAT-CV'R 500+ - WHITE
2	385310739	CHINA BOWL KIT, WHITE
3	385310025	BAND AND HALF CLAMP, KIT
4	385311462	SEAL REPLACEMENT , KIT
5	385316323	MOUNTING HARDWARE
6	385310136	PEDESTAL COVER KIT , WHITE
7	385310910	BASE KIT, BONE
8	385310954	KIT, BALL/BRASS SHAFT/P CART(inc. item 11)
9	385310682	PEDAL, CARTRIDGE, KIT (inc. item 11)
10	385314349	WATER VALVE, KIT
11	385310683	SPRING CARTRIDGE, KIT
12	385345377	HOSE, SUPPLY - WHITE
13	385316906	VACUUM BREAKER, KIT - WITHOUT SPRAY



Dometic Corporation - Sanitation Systems
13128 State Rt. 226, P.O. Box 38
Big Prairie, OH 44611-0038 USA
Telephone: 330-496-3211
Fax: 330-496-3097
Email: sealand@dometicus.com

PARTS LIST: 3048 PLUG IN BASE



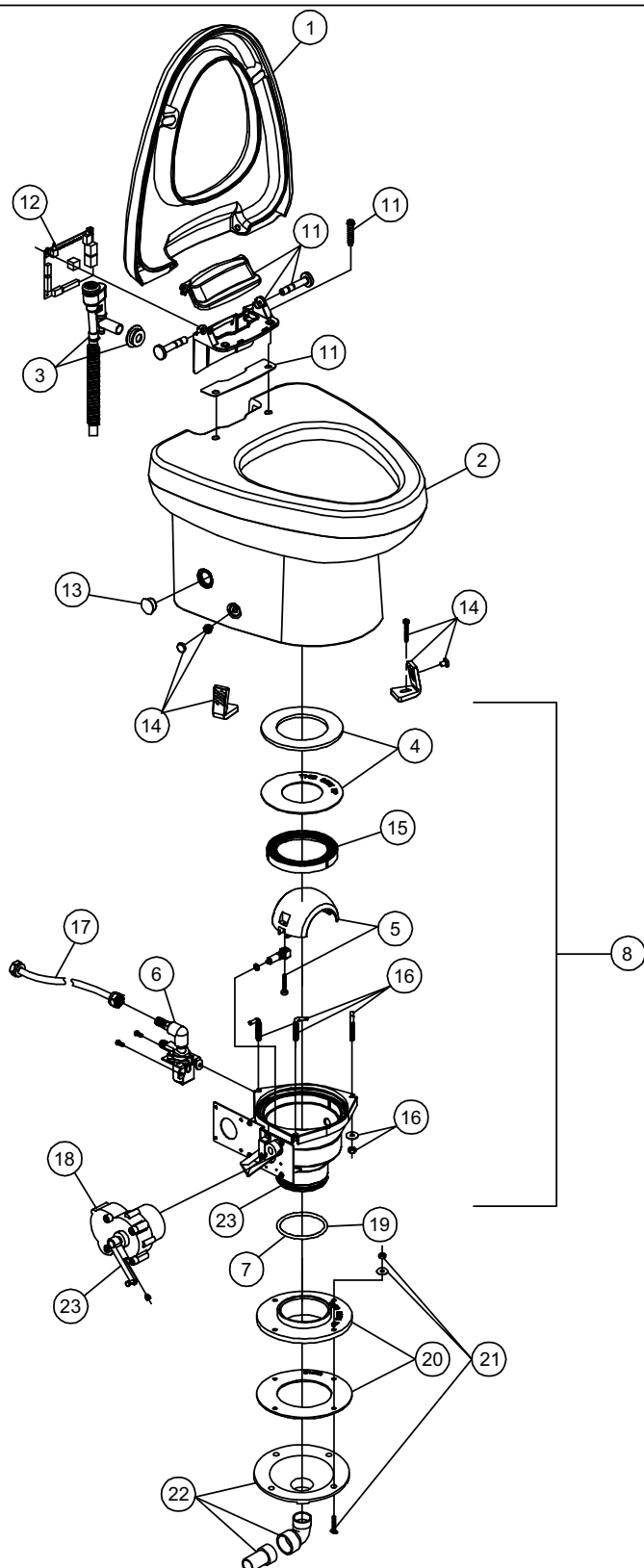
ITEM	PART NUMBER	DESCRIPTION
1	385344022	SEAT & COVER HF, WHITE
	385344023	SEAT & COVER HF, BONE
	385344024	SEAT & COVER HF, PLATINUM
	385344025	SEAT & COVER HF, EBONY
2	385310811	CHINA BOWL, WHITE
	385310812	CHINA BOWL, BONE
	385310867	CHINA BOWL, PLATINUM
	385310869	CHINA BOWL, EBONY
3	385310807	VACUUM BREAKER ASSEMBLY
	385310808	VACUUM BREAKER ASSY-HAND SPRAY MODEL
4	385311009	KIT, SEAL PLUG IN BASE
5	385310969	SHAFT/ HALF BALL KIT
5	385310971	SHAFT/HALF BALL KIT EBONY
6	385310821	WATER VALVE w/MOUNTING SCREWS (12VDC)
	385310845	WATER VALVE w/MOUNTING SCREWS (24VDC)
7	385311052	BASE 3048 PLUG IN 12&24
8	385311054	COMPLETE BASE ASSY 12VDC (DOESNT INCLUDE #15)
	385311055	COMPLETE BASE ASSY 24VDC (DOESNT INCLUDE #15)
9	385310965	KIT, ROCKER SWITCH w/CABLE
10	385310964	FLUSH CONTROL ASSY (INCLUDES CABLE)
11	385310851	ACCESS COVER, WHITE
	385310852	ACCESS COVER, BONE
	385310864	ACCESS COVER, PLATINUM
	385310866	ACCESS COVER, EBONY
12	385311141	KIT, FLUSH HANDLE-NICKLE
	385310962	FLUSH HANDLE WITH SET SCREW, CHROME
	385310963	FLUSH HANDLE WITH SET SCREW, GOLD
13	385311011	L- BOLTS/NUTS WASH/ PLUG IN BASE
14	385310822	MOTOR & MOUNTING HARDWARE (12VDC)
	385310846	MOTOR & MOUNTING HARDWARE (24VDC)
15	385311056	ADAPTER 48 PLUG IN
16	385311292	RING, BASE INSERT
17	385310813	CHINA BOWL MOUNTING KIT, CHROME
	385310814	CHINA BOWL MOUNTING KIT, GOLD
18	600344695	WASHER, FLUSH HANDLE
19	385311018	SUPPLY HOSE
20	385310809	HAND SPRAY; WHITE, BONE, PLATINUM
	385310873	HAND SPRAY; EBONY
21	385310888	CONTROL MODULE KIT-12VDC (VACUUM MODELS)
	385310890	CONTROL MODULE KIT-24VDC (VACUUM MODELS)
22	385311294	O'RING, BASE
23	385311131	SPRAY BRACKET; CHROME (includes screws)
	385311125	SPRAY BRACKET; EBONY (includes screws)
24	385311417	KIT, BASE DRIVE ARMS
N/S	385310854	ACCESS COVER MOUNTING KIT

* WHENEVER THE BASE IS REMOVED, YOU MUST REPLACE THE L-BOLTS AND NUTS.

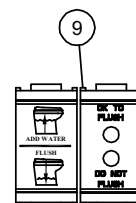
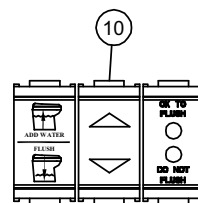
Dometic *Sealand*

Dometic Corporation - Sanitation Systems
13128 State Rt. 226, P.O. Box 38
Big Prairie, OH 44611-0038 USA
Telephone: 330-496-3211
Fax: 330-496-3097
Email: sealand@dometicus.com

PARTS LIST: 3606 PLUG IN BASE

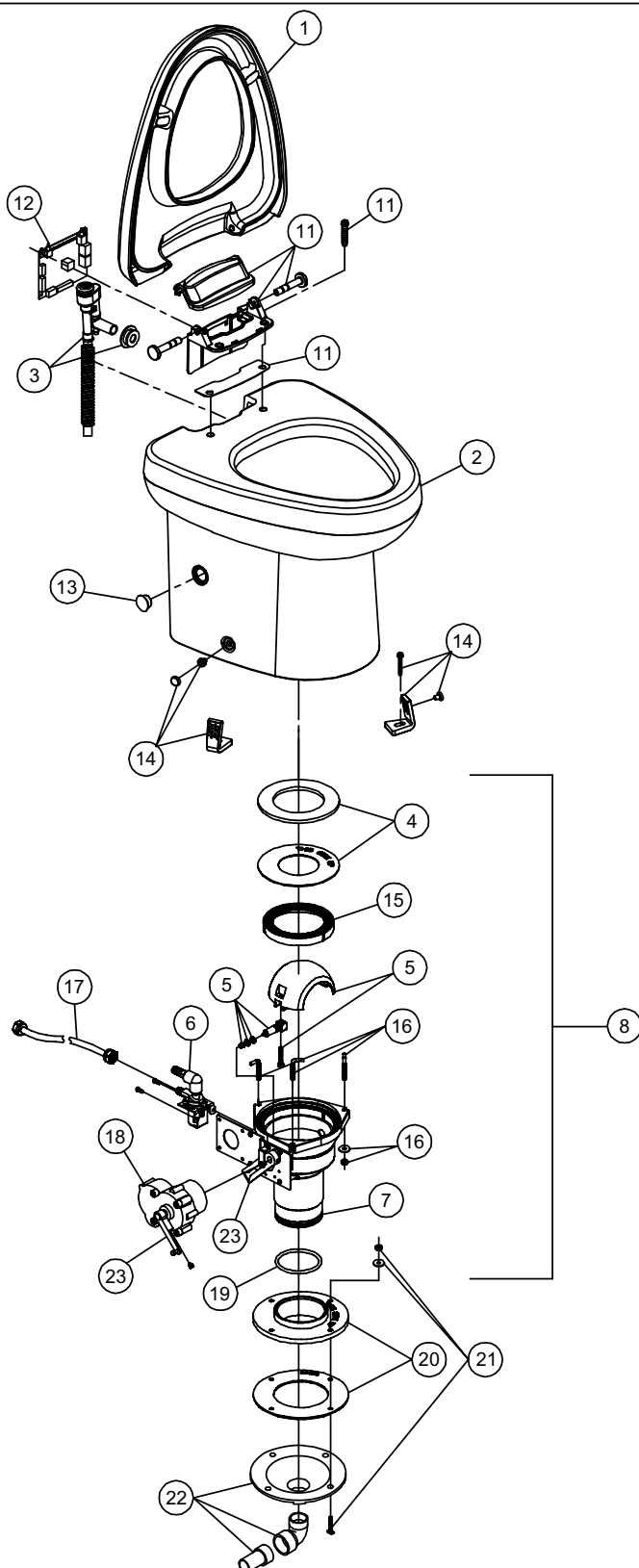


ITEM	PART NUMBER	DESCRIPTION
1	385311061	SEAT & COVER, WHITE
	385311062	SEAT & COVER, BONE
2	385311201	CHINA BOWL, WHITE
	385311202	CHINA BOWL, BONE
3	385310807	VACUUM BREAKER ASSEMBLY
4	385311009	KIT, SEAL PLUG IN BASE
5	385310969	SHAFT/ HALF BALL KIT
6	385310821	WATER VALVE w/MOUNTING SCREWS (12VDC)
	385310845	WATER VALVE w/MOUNTING SCREWS (24VDC)
7	385311053	KIT, BASE '06 PLUG IN (includes item 4,5,15,16,19)
8	385311312	COMPLETE BASE 12VDC PLUG IN (INCLUDES ITEMS 4,7,15-19)
	385311313	COMPLETE BASE 24VDC PLUG IN (INCLUDES ITEMS 4,7,15-19)
9	313401012	FLUSH SWITCH w/CABLE VIMAR 12/WHITE
	313401024	FLUSH SWITCH w/CABLE VIMAR 24/WHITE
	313402012	FLUSH SWITCH w/CABLE VIMAR 12/GRAY
	313402024	FLUSH SWITCH w/CABLE VIMAR 24/GRAY
10	313403012	FLUSH SWITCH w/CABLE GEWIS 12/GRAY
	313403024	FLUSH SWITCH w/CABLE GEWIS 24/GRAY
11	385311060	CIRCUIT BOARD COVER
12	385311058	3600 CIRCUIT BOARD 12VDC
	385311059	3600 CIRCUIT BOARD 24VDC
13	600344788	MANUAL OVERRIDE PLUG WHITE
	600344800	MANUAL OVERRIDE PLUG BONE
14	385311057	MOUNTING KIT
15	385311292	RING BASE INSERT
16	385311011	L- BOLTS/NUTS /WASH/ PLUG IN BASE
17	385311018	SUPPLY HOSE
18	385310822	MOTOR & MOUNTING HARDWARE (12VDC)
	385310846	MOTOR & MOUNTING HARDWARE (24VDC)
19	385311294	O'RING 3.1 X 3.5 X .21
20	385311013	FLOOR FLANGE ADPT (INC. ITEM 21)
21	385310064	MOUNTING HARDWARE
22	385318864	FUNNEL KIT (INC. ITEM 21)
23	385311417	KIT, BASE DRIVE ARMS

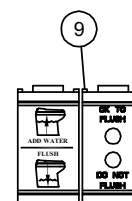
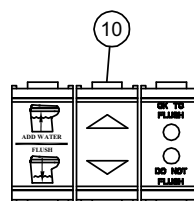


Dometic *Sealand*
Dometic Corporation - Sanitation Systems
13128 State Rt. 226, P.O. Box 38
Big Prairie, OH 44611-0038 USA
Telephone: 330-496-3211
Fax: 330-496-3097
Email: sealand@dometicusa.com

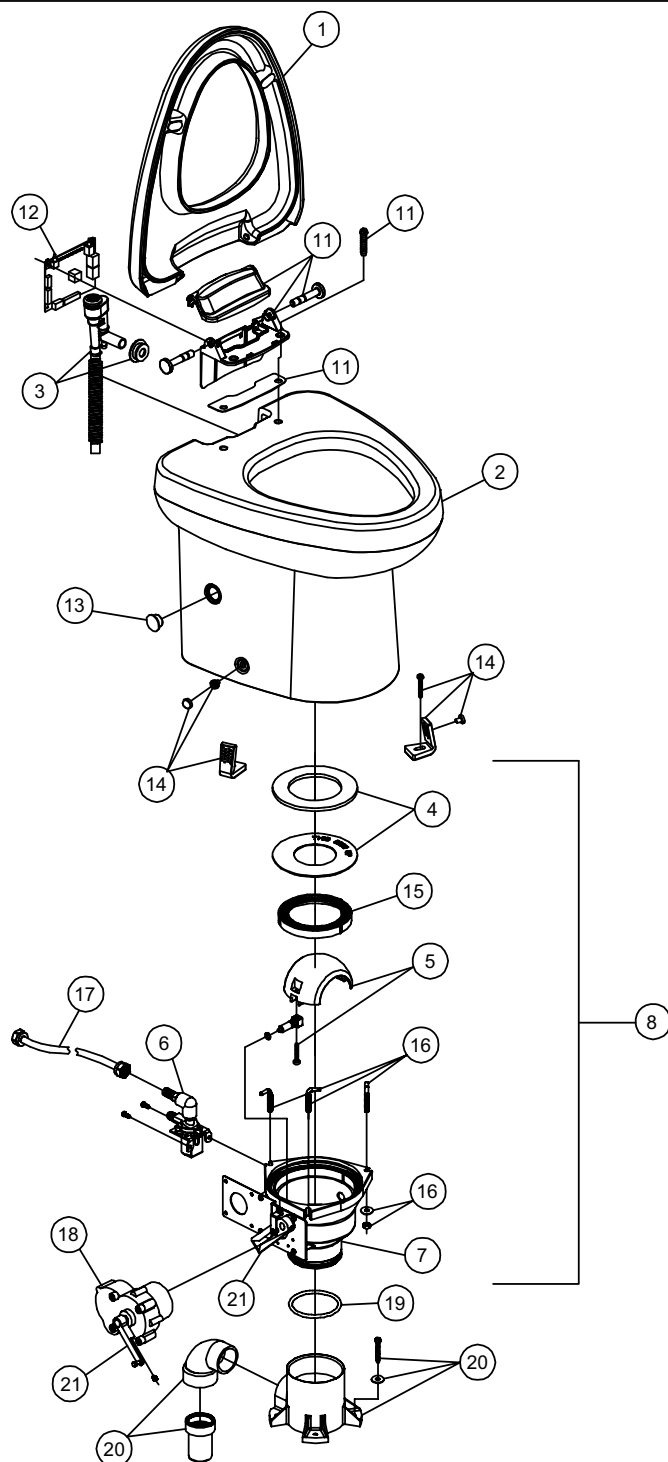
PARTS LIST: 3609 PLUG IN BASE



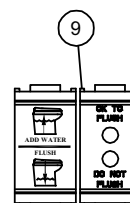
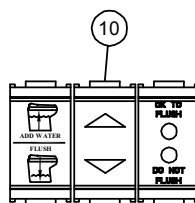
ITEM	PART NUMBER	DESCRIPTION
1	385311061	SEAT & COVER , WHITE
	385311062	SEAT & COVER , BONE
2	385311063	CHINA BOWL, WHITE
	385311064	CHINA BOWL, BONE
3	385310807	VACUUM BREAKER ASSEMBLY
4	385311009	KIT, SEAL PLUG IN BASE
5	385310969	SHAFT/ HALF BALL KIT
6	385310821	WATER VALVE w/MOUNTING SCREWS (12VDC)
	385310845	WATER VALVE w/MOUNTING SCREWS (24VDC)
7	385311051	BASE PLUG IN
8	385311050	COMPLETE BASE 12VDC PLUG IN (INCLUDES ITEMS 4-7, 16-19)
	385311170	COMPLETE BASE 24VDC PLUG IN (INCLUDES ITEMS 4-7, 14,16,19,22)
9	313401012	FLUSH SWITCH w/CABLE VIMAR 12/WHITE
	313401024	FLUSH SWITCH w/CABLE VIMAR 24/WHITE
	313402012	FLUSH SWITCH w/CABLE VIMAR 12/GRAY
	313402024	FLUSH SWITCH w/CABLE VIMAR 24/GRAY
10	313403012	FLUSH SWITCH w/CABLE GEWIS 12/GRAY
	313403024	FLUSH SWITCH w/CABLE GEWIS 24/GRAY
11	385311060	CIRCUIT BOARD COVER
12	385311058	3600 CIRCUIT BOARD 12VDC
	385311059	3600 CIRCUIT BOARD 24VDC
13	600344788	MANUAL OVERRIDE PLUG WHITE
	600344800	MANUAL OVERRIDE PLUG BONE
14	385311057	MOUNTING KIT
15	385311292	RING BASE INSERT
16	385311011	L- BOLTS/NUTS /WASH/ PLUG IN BASE
17	385311018	SUPPLY HOSE
18	385310822	MOTOR & MOUNTING HARDWARE (12VDC)
	385310846	MOTOR & MOUNTING HARDWARE (24VDC)
19	385311294	O'RING 3.1 X 3.5 X .21
20	385311013	FLOOR FLANGE ADAPTER KIT (includes item 21)
21	385310064	MOUNTING HARDWARE
22	385318864	MOUNTING FUNNEL (includes item 21)
23	385311417	KIT, BASE DRIVE ARMS



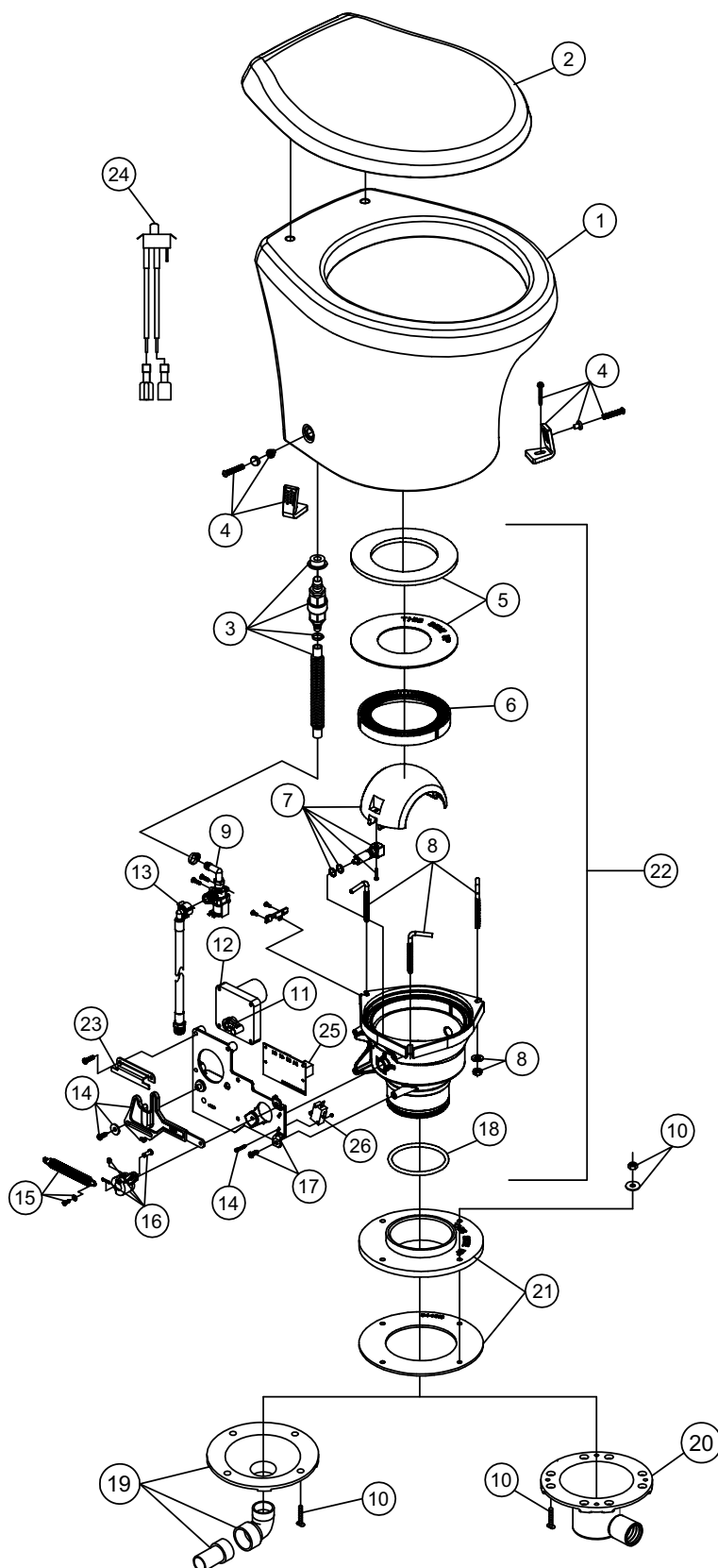
PARTS LIST: 3648 PLUG IN BASE



ITEM	PART NUMBER	DESCRIPTION
1	385311061	SEAT & COVER , WHITE
	385311062	SEAT & COVER , BONE
2	385311063	CHINA BOWL, WHITE
	385311064	CHINA BOWL, BONE
3	385310807	VACUUM BREAKER ASSEMBLY
4	385311009	KIT, SEAL PLUG IN BASE
5	385310969	SHAFT/ HALF BALL KIT
6	385310821	WATER VALVE w/MOUNTING SCREWS (12VDC)
	385310845	WATER VALVE w/MOUNTING SCREWS (24VDC)
7	385311052	BASE PLUG IN (includes item 4,5,15,16,19)
8	385311054	COMPLETE BASE 12VDC PLUG IN (INCLUDES ITEMS 4-7, 15-20)
	385311055	COMPLETE BASE 24VDC PLUG IN (INCLUDES ITEMS 4-7, 15-20)
9	313401012	FLUSH SWITCH w/CABLE VIMAR 12/WHITE
	313401024	FLUSH SWITCH w/CABLE VIMAR 24/WHITE
	313402012	FLUSH SWITCH w/CABLE VIMAR 12/GRAY
	313402024	FLUSH SWITCH w/CABLE VIMAR 24/GRAY
10	313403012	FLUSH SWITCH w/CABLE GEWIS 12/GRAY
	313403024	FLUSH SWITCH w/CABLE GEWIS 24/GRAY
11	385311060	CIRCUIT BOARD COVER
12	385311058	3600 CIRCUIT BOARD 12VDC
	385311059	3600 CIRCUIT BOARD 24VDC
13	600344788	MANUAL OVERRIDE PLUG WHITE
	600344800	MANUAL OVERRIDE PLUG BONE
14	385311057	MOUNTING KIT
15	385311292	RING BASE INSERT
16	385311011	L- BOLTS/NUTS /WASH/ PLUG IN BASE
17	385311018	SUPPLY HOSE
18	385310822	MOTOR & MOUNTING HARDWARE (12VDC)
	385310846	MOTOR & MOUNTING HARDWARE (24VDC)
19	385311294	KIT, O'RING PLUG-IN BASE
20	385311056	ADAPTER 48 PLUG IN
21	385311417	KIT, BASE DRIVE ARMS

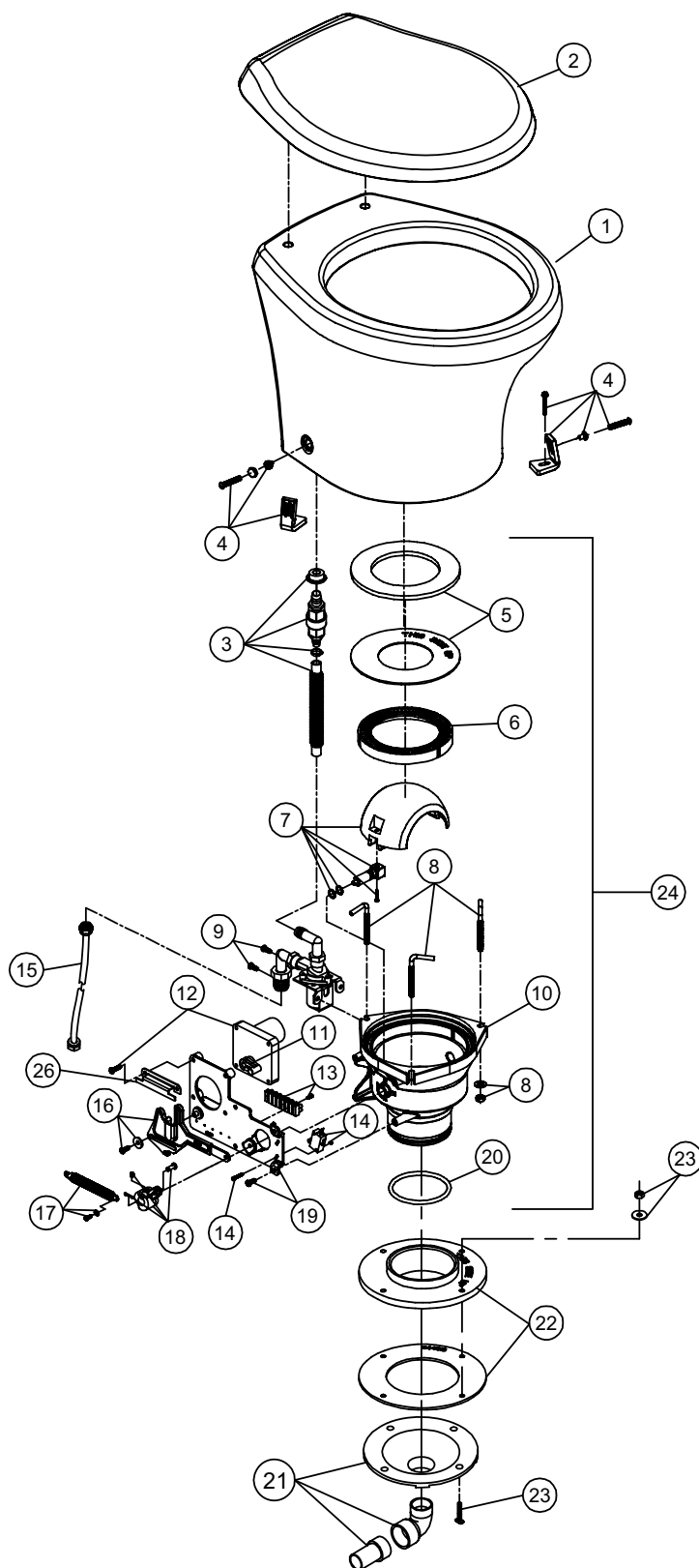


PARTS LIST: 4806 PLUG IN BASE

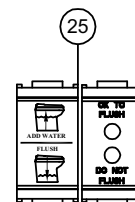


ITEM	PART NUMBER	DESCRIPTION
1	385311378	KIT, BOWL 4800 SHORT-WHITE
	385311379	KIT, BOWL 4800 SHORT-BONE
2	385311618	KIT, SEAT/CVR SLOW-CLOSE/WHT
	385311383	KIT, SEAT-CV'R 4800-BONE
3	385311384	KIT, CHECK VALVE W/CORR'G HOSE
4	385311463	KIT, 4800 CHINA MTG
5	385311009	KIT, SEAL PLUG IN BASE
6	385311292	KIT, BASE RING INSERT
7	385310969	SHAFT/ HALF BALL KIT
8	385311011	L- BOLTS/NUTS /WASH/ PLUG IN BASE
9	385311545	KIT, WATER VALVE ASSY 4800-12V
	385311546	KIT, WATER VALVE ASSY 4800-24V
10	385310064	KIT, MOUNT-TRAVELER-506/806
11	385311299	KIT, MTR DRIVE ARM 4300/4400
12	385311300	KIT, MOTOR REPL 4800 (INC. 11) 12VDC
	385311390	KIT, MOTOR REPL 4800 (INC. 11) 24VDC
13	385311547	KIT, SUPPLY HOSE-4800
14	385311392	KIT, LINKAGE DRIVE 4800
15	385311393	KIT, FLUSH SPRING 4800
16	385311296	KIT, ROTOR SHAFT CAM 4300/4400
17	385311394	KIT, MTG BRACKET 4800 (INC. 27)
18	385311294	KIT, O'RING PLUG-IN BASE
19	385318864	KIT, FUNNEL 506/806/706 (INC. 10)
20	385310550	KIT, FUNNEL-106 VACUFLUSH
21	385311013	KIT, CON'TO FLOOR FLANGE ADPT (INC. 10)
22	385311395	KIT, BASE 4806 PLUGIN COMP-12V (INC. 5-20, 25)
	385311396	KIT, BASE 4806 COMP 24VDC (INC. 5-20, 25)
23	385311429	KIT, LINKAGE GUIDE BRACKET
24	385311691	KIT, 4800 MODE SWITCH
25	385311690	KIT, CIRCUITBD MECHANICAL BASE
26	385311673	KIT, FLUSH ACUATION SWITCH

PARTS LIST: 317348063 VACUFLUSH 4806-12/BONE T-BIRD



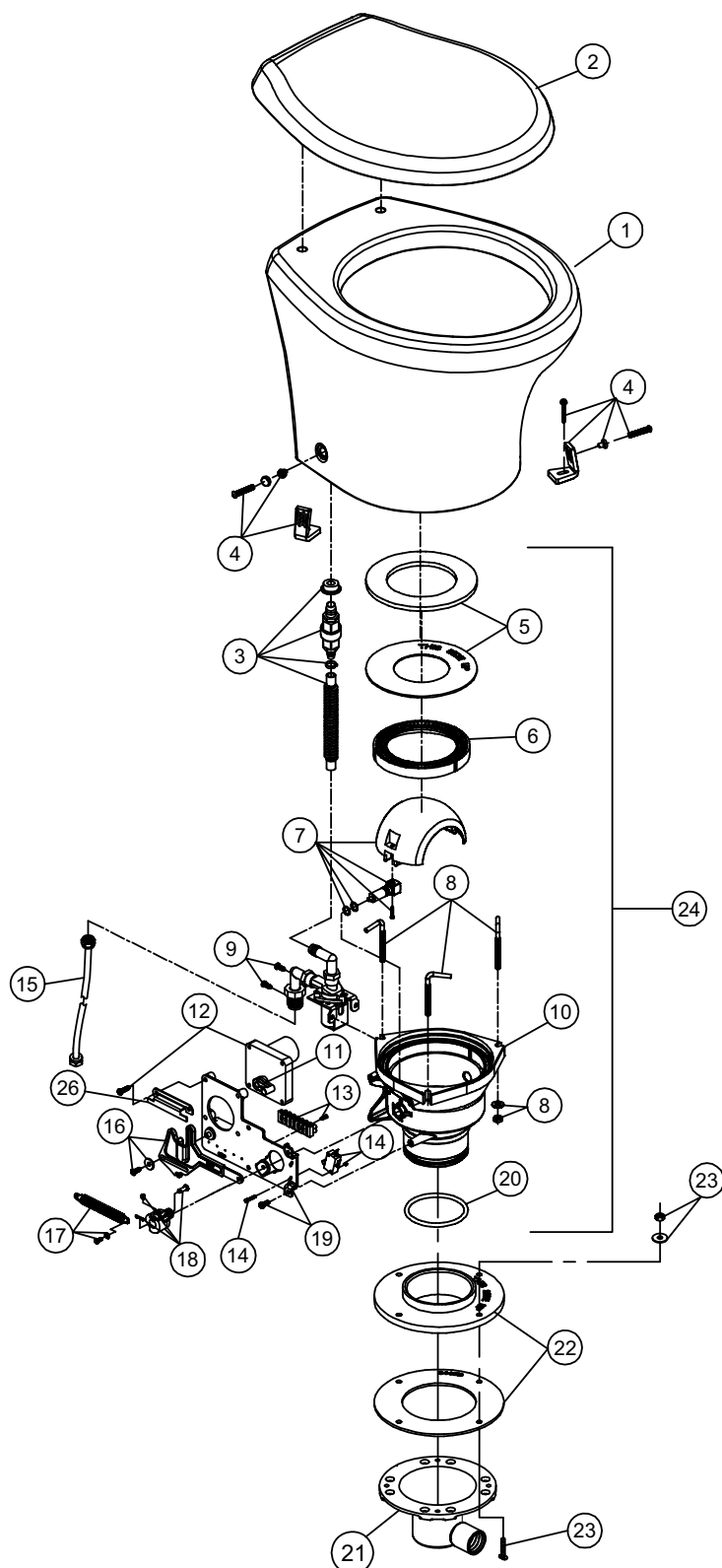
ITEM	PART NUMBER	DESCRIPTION
1	385311379	CHINA BOWL, BONE 4800
2	385311383	SEAT & COVER - BONE 4800
3	385311384	CHECK VALVE KIT
4	385311463	KIT, 4800 CHINA MTG
5	385311009	KIT, SEAL PLUG IN BASE
6	385311292	KIT, BASE RING INSERT
7	385310969	SHAFT/ HALF BALL KIT
8	385311011	L- BOLTS/NUTS /WASH/ PLUG IN BASE
9	385311385	WATER VALVE w/MOUNTING SCREWS (12VDC) 4800
10	385311387	BASE KIT 4806 (INC. ITEMS 8,10,14,16-20)
11	385311299	KIT, MTR DRIVE ARM 4300/4400
12	385311300	KIT, MOTOR REPL 4800 (INC. ITEM 11) 12VDC
13	385311391	KIT, TERM BLK/WIRING 4800
14	385311003	KIT, FLUSH SWITCH
15	385311018	KIT, PLUG-IN SUPPLY HOSE
16	385311392	KIT, LINKAGE DRIVE 4800
17	385311393	KIT, FLUSH SPRING 4800
18	385311296	KIT, ROTOR SHAFT CAM 4300/4400
19	385311394	KIT, MTG BRACKET 4800 (INC. ITEMS 14, 16-19,26)
20	385311294	KIT, O'RING PLUG-IN BASE
21	385318864	KIT, FUNNEL 506/806/706 (INC.ITEM 23)
22	385311013	FLOOR FLANGE ADAPTER KIT (INC. ITEM 23)
23	385310064	KIT, MOUNT
24	385311408	KIT, BASE 4806 COMP. 12VDC (INC. ITEMS 5-20)
25	313402112	FLUSH SW-VIMAR 12/GRAY-CIRBRK
26	385311429	LINKAGE GUIDE BRACKET



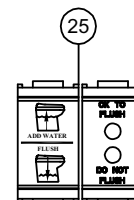
Dometic *Sealand*
Dometic Corporation - Sanitation Systems
13128 State Rt. 226, P.O. Box 38
Big Prairie, OH 44611-0038 USA
Telephone: 330-496-3211
Fax: 330-496-3097
Email: sealand@dometicusa.com

PARTS LIST: 317448063

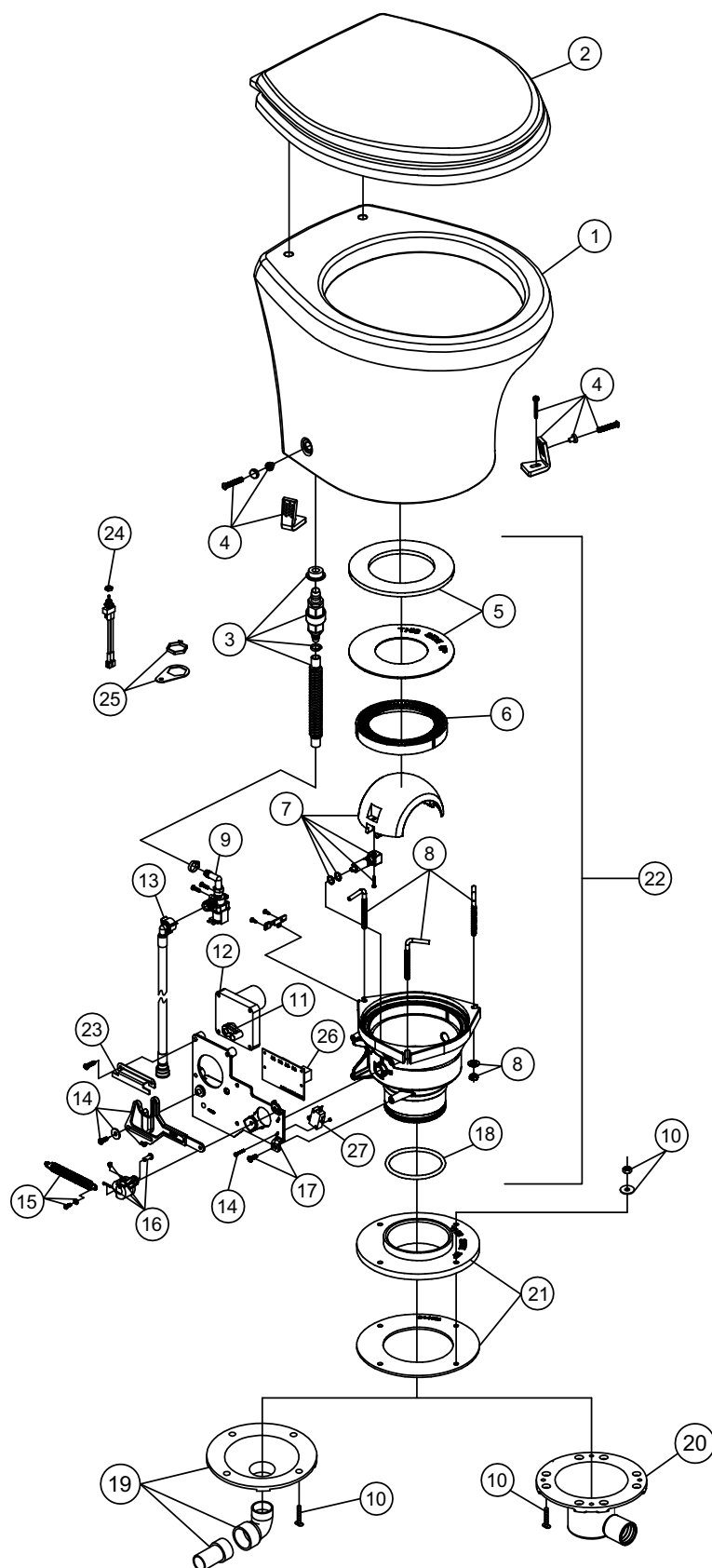
VACUFLUSH 4806-12/BN/CPFL-TBD



ITEM	PART NUMBER	DESCRIPTION
1	385311379	CHINA BOWL, BONE 4800
2	385311383	SEAT & COVER - BONE 4800
3	385311384	CHECK VALVE KIT
4	385311463	KIT, 4800 CHINA MTG
5	385311009	KIT, SEAL PLUG IN BASE
6	385311292	KIT, BASE RING INSERT
7	385310969	SHAFT/ HALF BALL KIT
8	385311011	L- BOLTS/NUTS /WASH/ PLUG IN BASE
9	385311385	WATER VALVE w/MOUNTING SCREWS (12VDC) 4800
10	385311387	BASE KIT 4806 (INC. ITEMS 8,10,14,16-20)
11	385311299	KIT, MTR DRIVE ARM 4300/4400
12	385311300	KIT, MOTOR REPL 4800 (INC. ITEM 11) 12VDC
13	385311391	KIT, TERM BLK/WIRING 4800
14	385311003	KIT, FLUSH SWITCH
15	385311018	KIT, PLUG-IN SUPPLY HOSE
16	385311392	KIT, LINKAGE DRIVE 4800
17	385311393	KIT, FLUSH SPRING 4800
18	385311296	KIT, ROTOR SHAFT CAM 4300/4400
19	385311394	KIT, MTG BRACKET 4800 (INC. ITEMS 14, 16-19,26)
20	385311294	KIT, O'RING PLUG-IN BASE
21	385310550	KIT, FUNNEL-106 VACUFLUSH
22	385311013	FLOOR FLANGE ADAPTER KIT (inc. item 23)
23	385310064	KIT, MOUNT
24	385311408	KIT, BASE 4806 COMP. 12VDC (INC. ITEMS 5-20)
25	313402112	FLUSH SW-VIMAR 12/GRAY-CIRBRK
26	385311429	LINKAGE GUIDE BRACKET



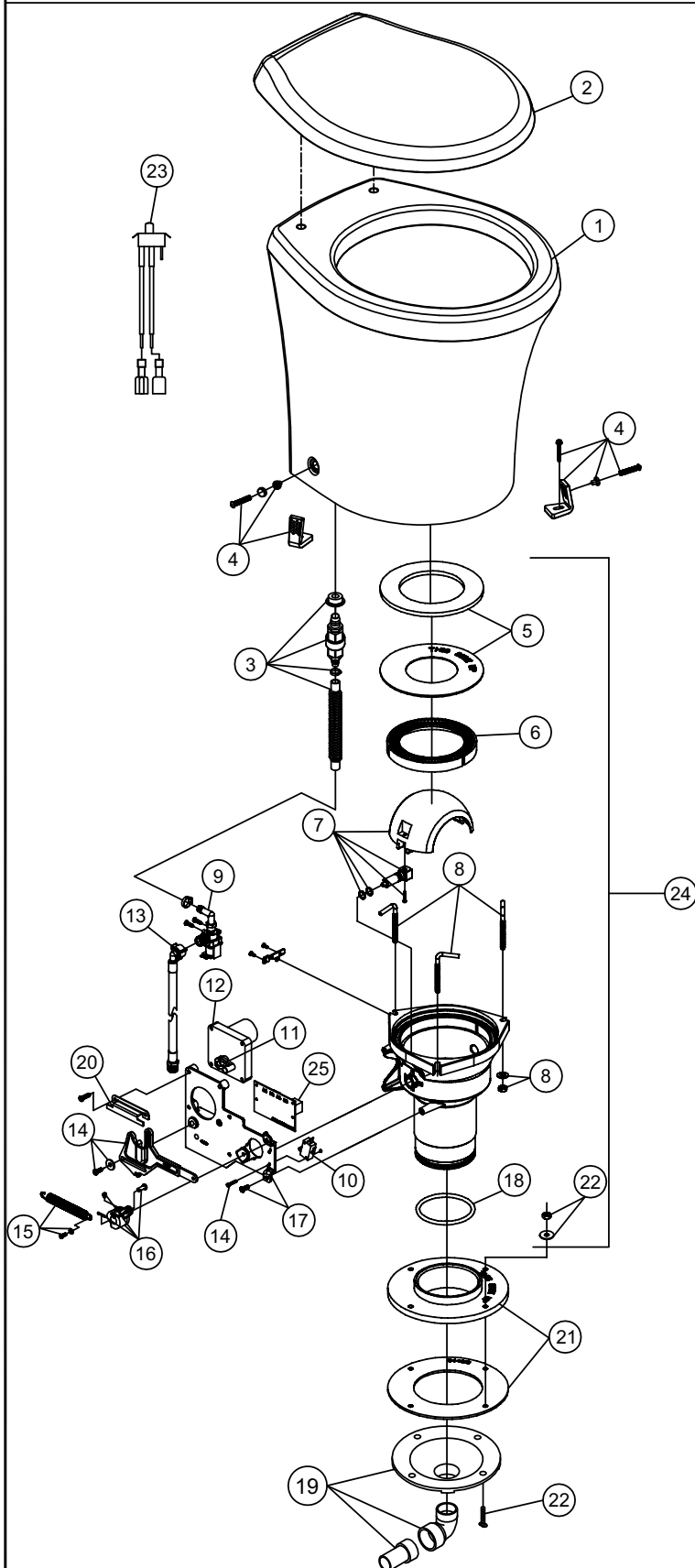
PARTS LIST: 317480613 VACUFLUSH 4806W-12/BN/CPFL-TBD
317480623 VACUFLUSH 4806W-12/BONE T-BIRD



ITEM	PART NUMBER	DESCRIPTION
1	385311379	KIT, BOWL 4800 SHORT-BONE
2	385311695	KIT, SEAT-CV'R 4800 WOOD-BONE
3	385311715	KIT, CHECK VALVE W/HOSE-MT BRK
4	385311463	KIT, 4800 CHINA MTG
5	385311009	KIT, SEAL PLUG IN BASE
6	385311292	KIT, BASE RING INSERT
7	385310969	SHAFT/ HALF BALL KIT
8	385311011	L- BOLTS/NUTS /WASH/ PLUG IN BASE
9	385311545	KIT, WATER VALVE ASSY 4800-12V
10	385310064	KIT, MOUNT-TRAVELER-506/806
11	385311299	KIT, MTR DRIVE ARM 4300/4400
12	385311300	KIT, MOTOR REPL 4800 (INC. 11) 12VDC
13	385311777	KIT, SUPPLY HOSE-FEM THD 4800
14	385311392	KIT, LINKAGE DRIVE 4800
15	385311393	KIT, FLUSH SPRING 4800
16	385311296	KIT, ROTOR SHAFT CAM 4300/4400
17	385311394	KIT, MTG BRACKET 4800 (INC. 27)
18	385311294	KIT, O'RING PLUG-IN BASE
19	385318864	KIT, FUNNEL 506/806/706 (INC. 10)
20	385310550	KIT, FUNNEL-106 VACUFLUSH
21	385311013	KIT, CON'TO FLOOR FLANGE ADPT (INC. 10)
22	385311716	KIT, BASE 4806W (INC. 5-18)
23	385311429	KIT, LINKAGE GUIDE BRACKET
24	385311548	KIT, 4800W MODE SWITCH
25	385311549	KIT, 4800W MODE SWITCH MTG BRK
26	385311690	KIT, CIRCUITBD MECHANICAL BASE
27	385311673	KIT, FLUSH ACUATION SWITCH
N/S	385311714	KIT, W/ADPT--3/6DT-8DT *FOR USE ON UNITS PROCEDED WITH SERIAL NUMBER LOWER THAN 93595506 .

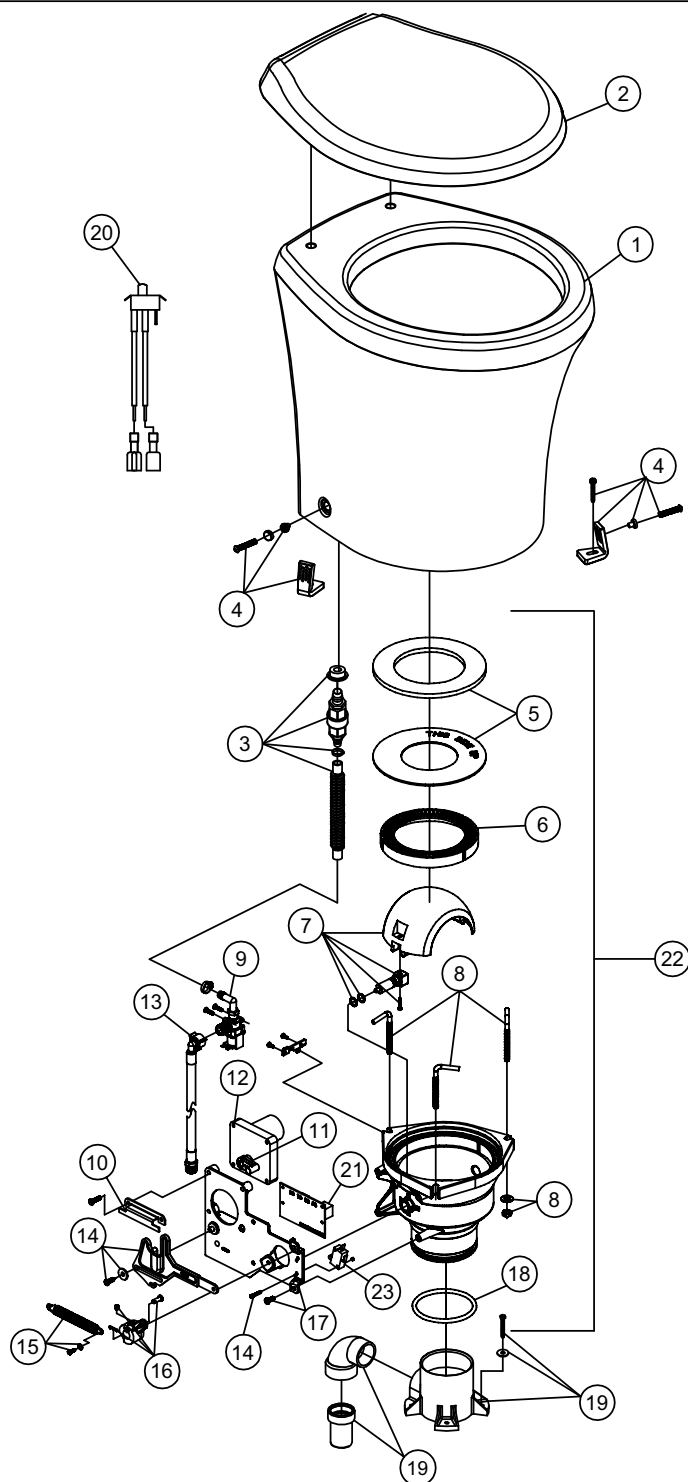
Dometic Corporation - Sanitation Systems
13128 State Rt. 226, P.O. Box 38
Big Prairie, OH 44611-0038 USA
Telephone: 330-496-3211
Fax: 330-496-3097
Email: sealand@dometicusa.com

PARTS LIST: 4809 PLUG IN BASE



ITEM	PART NUMBER	DESCRIPTION
1	385311380	KIT, BOWL 4800 TALL-WHITE
	385311381	KIT, BOWL 4800 TALL-BONE
2	385311618	KIT, SEAT/CVR SLOW-CLOSE/WHT
	385311383	KIT, SEAT-CV'R 4800-BONE
3	385311384	KIT, CHECK VALVE W/CORR'G HOSE
4	385311463	KIT, 4800 CHINA MTG
5	385311009	KIT, SEAL PLUG IN BASE
6	385311292	KIT, BASE RING INSERT
7	385310969	KIT, MO HALFBL/SHAFT AY-WHT
8	385311011	KIT, CON'TO L-BOLT/NUTS/WSHR
9	385311545	KIT, WATER VALVE ASSY 4800-12V
	385311546	KIT, WATER VALVE ASSY 4800-24V
10	385311673	KIT, FLUSH ACUATION SWITCH
11	385311299	KIT, MTR DRIVE ARM 4300/4400
12	385311300	KIT, MOTOR REPL 4800 (INC. 11) 12VDC
	385311390	KIT, MOTOR REPL 4800 (INC. 11) 24VDC
13	385311547	KIT, SUPPLY HOSE-4800
14	385311392	KIT, LINKAGE DRIVE 4800
15	385311393	KIT, FLUSH SPRING 4800
16	385311296	KIT, ROTOR SHAFT CAM 4300/4400
17	385311394	KIT, MTG BRACKET 4800 (INC. 10,11,14-16,20)
18	385311294	KIT, O'RING PLUG-IN BASE
19	385318864	KIT, FUNNEL 506/806/706 (INC. ITEM 22)
20	385311429	KIT, LINKAGE GUIDE BRACKET
21	385311013	FLOOR FLANGE ADAPTER KIT (INC.22)
22	385310064	KIT, MOUNT-TRAVELER-506/806
23	385311691	KIT, 4800 MODE SWITCH
24	385311397	KIT, BASE 4809 PLUGIN COMP-12V
	385311398	KIT, BASE 4809 PLUGIN COMP-24V
25	385311690	KIT, CIRUITBD MECHANICAL BASE

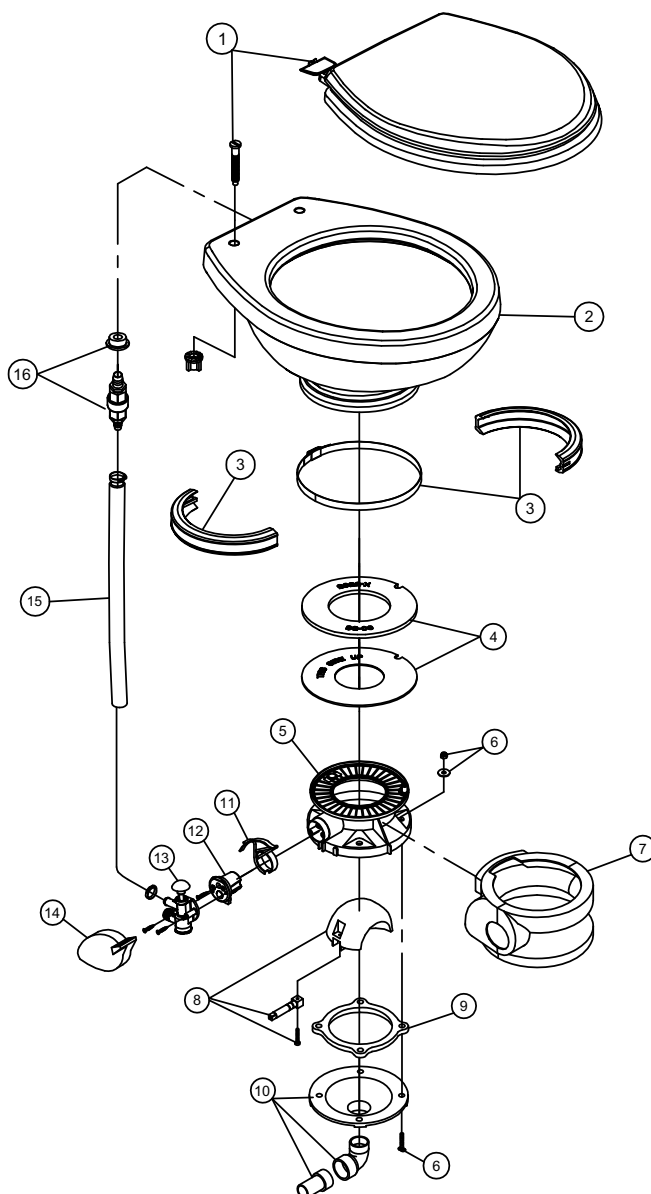
PARTS LIST: 4848 PLUG IN BASE



ITEM	PART NUMBER	DESCRIPTION
1	385311380	KIT, BOWL 4800 TALL-WHITE
	385311381	KIT, BOWL 4800 TALL-BONE
2	385311618	KIT, SEAT/CVR SLOW-CLOSE/WHT
	385311383	KIT, SEAT-CV'R 4800-BONE
3	385311384	KIT, CHECK VALVE W/CORR'G HOSE
4	385311463	KIT, 4800 CHINA MTG
5	385311009	KIT, SEAL PLUG IN BASE
6	385311292	KIT, BASE RING INSERT
7	385310969	SHAFT/ HALF BALL KIT
8	385311011	L- BOLTS/NUTS /WASH/ PLUG IN BASE
9	385311545	KIT, WATER VALVE ASSY 4800-12V
	385311546	KIT, WATER VALVE ASSY 4800-24V
10	385311429	KIT, LINKAGE GUIDE BRACKET
11	385311299	KIT, MTR DRIVE ARM 4300/4400
12	385311300	KIT, MOTOR REPL 4800 (INC. ITEM 11) 12VDC
	385311390	KIT, MOTOR REPL 4800 (INC. ITEM 11) 24VDC
13	385311547	KIT, SUPPLY HOSE-4800
14	385311392	KIT, LINKAGE DRIVE 4800
15	3853111393	KIT, FLUSH SPRING 4800
16	385311296	KIT, ROTOR SHAFT CAM 4300/4400
17	385311394	KIT, MTG BRACKET 4800 (INC. 10,14-16, 23)
18	385311294	KIT, O'RING PLUG-IN BASE
19	385311056	KIT, PLUGIN BASE '48 ADAPTER
20	385311691	KIT, 4800 MODE SWITCH
21	385311690	KIT, CIRCUITBD MECHANICAL BASE
22	385311399	KIT, BASE 4800 COMPLETE 12VDC
	385311400	KIT, BASE 4800 COMPLETE 24VDC
23	385311673	KIT, FLUSH ACUATION SWITCH

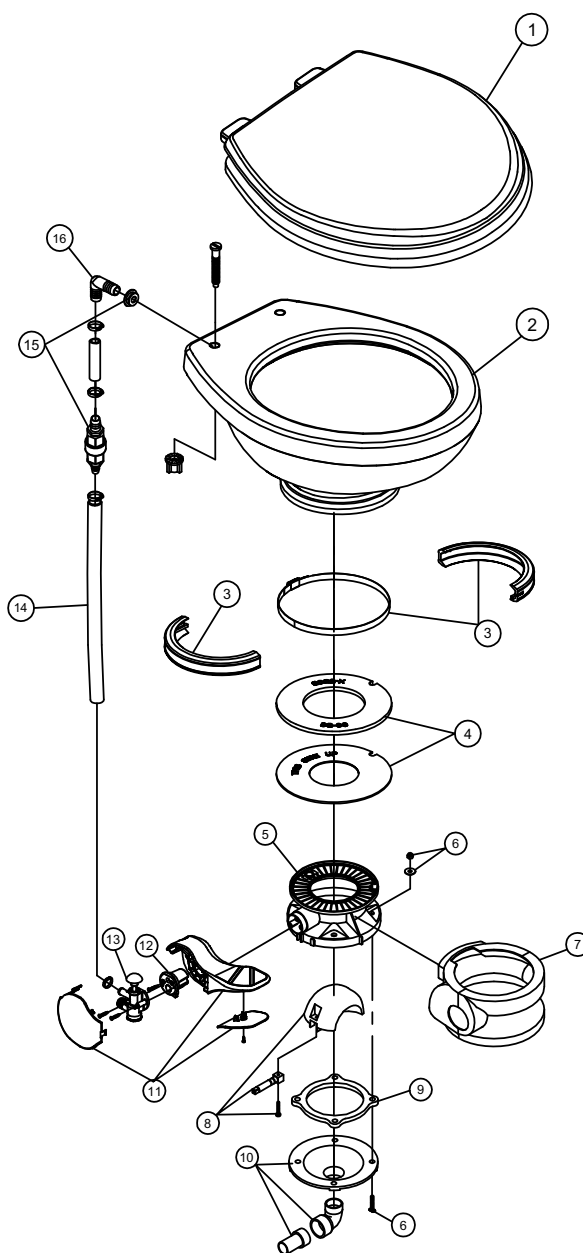
PARTS LIST: VACUFLUSH 5006

ITEM	PART NO.	DESCRIPTION	ITEM	PART NO.	DESCRIPTION
1	385343829	SEAT & LID ASSEMBLY, WHITE	8	385318162	BALL/SHAFT/CARTRIDGE KIT (inc. item 12)
	385343831	SEAT & LID ASSEMBLY, BONE	9	385310063	FLOOR FLANGE SEAL KIT (inc.item 6)
2	385311079	CHINA BOWL, WHITE	10	385318864	FUNNEL KIT (inc.item 6 & 9)
	385311080	CHINA BOWL, BONE	11	385310579	FLUSH PEDAL KIT- (inc.item 12)
3	385310048	HALF CLAMP KIT, BONE	12	385236096	SPRING CARTRIDGE KIT
4	385311462	KIT, SEAL KIT-VACUFLUSH	13	385314349	WATER VALVE KIT
5	385310132	BASE KIT, WHITE (inc. items 3 -14)	14	385310117	PEDAL COVER, WHITE
	385310133	BASE KIT, BONE (inc. items 3 -14)		385310118	PEDAL COVER, BONE
6	385310064	MOUNTING KIT	15	385345377	SUPPLY HOSE, WHITE
7	385310108	PEDESTAL COVER KIT, WHITE		385340177	SUPPLY HOSE, BONE
	385310109	PEDESTAL COVER KIT, BONE	16	385311456	KIT, CHECK VALVE



PARTS LIST: VACUFLUSH 5007

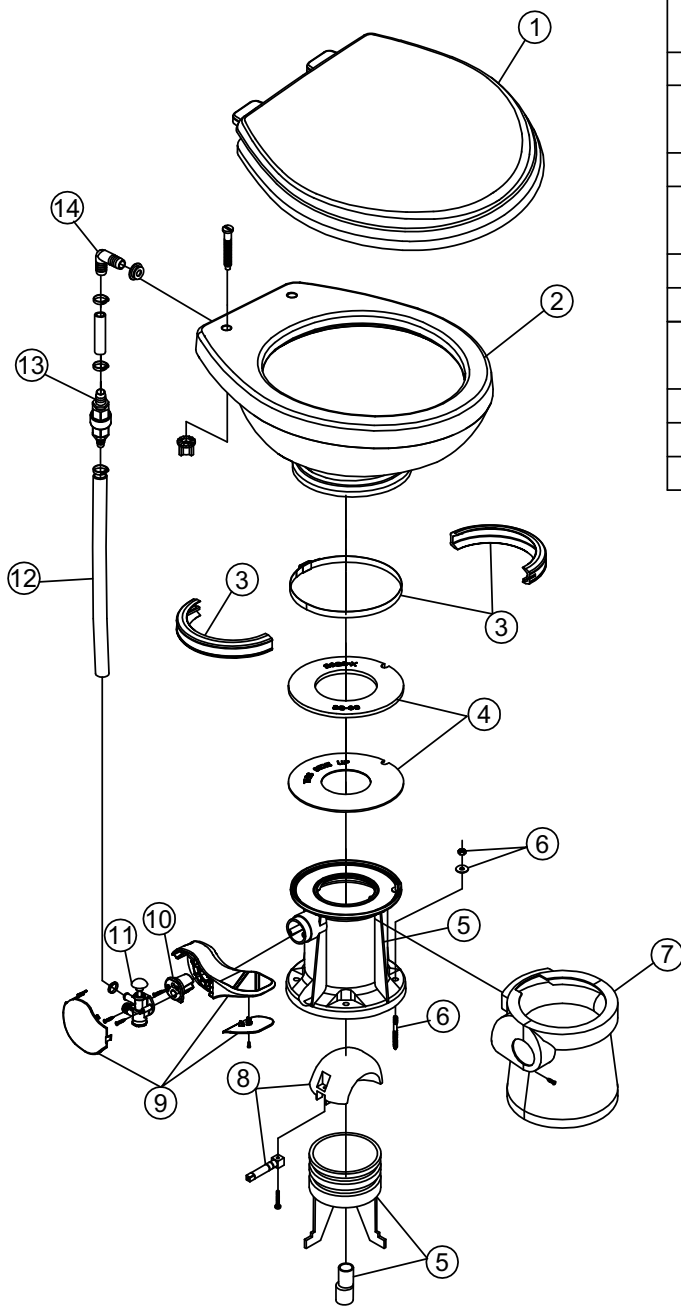
ITEM	PART NO.	DESCRIPTION	ITEM	PART NO.	DESCRIPTION
1	385343831	SEAT & LID ASSEMBLY, BONE	9	385310063	FLOOR FLANGE SEAL KIT (INC. 6)
2	385311080	CHINA BOWL, BONE	10	385318864	FUNNEL KIT (INC. 6 & 9)
3	385310048	HALF CLAMP KIT, BONE	11	385310762	FLUSH PEDAL KIT- (INC. 12)
4	385311462	KIT, SEAL KIT-VACUFLUSH	12	385310683	SPRING CARTRIDGE KIT
5	385311039	BASE KIT, BONE (INC. 3-9 & 11-13)	13	385314349	WATER VALVE KIT
6	385310064	MOUNTING KIT	14	385340177	SUPPLY HOSE, BONE
7	385310109	PEDESTAL COVER KIT, BONE	15	385311456	KIT, CHECK VALVE
8	385310954	KIT, BALL/BRASS SHAFT/P CART (INC. 12)	16	600343974	ELBOW, 5/8" BARBED



Dometic *Sealand*

Dometic Corporation - Sanitation Systems
13128 State Rt. 226, P.O. Box 38
Big Prairie, OH 44611-0038 USA
Telephone: 330-496-3211
Fax: 330-496-3097
Email: sealand@dometicusa.com

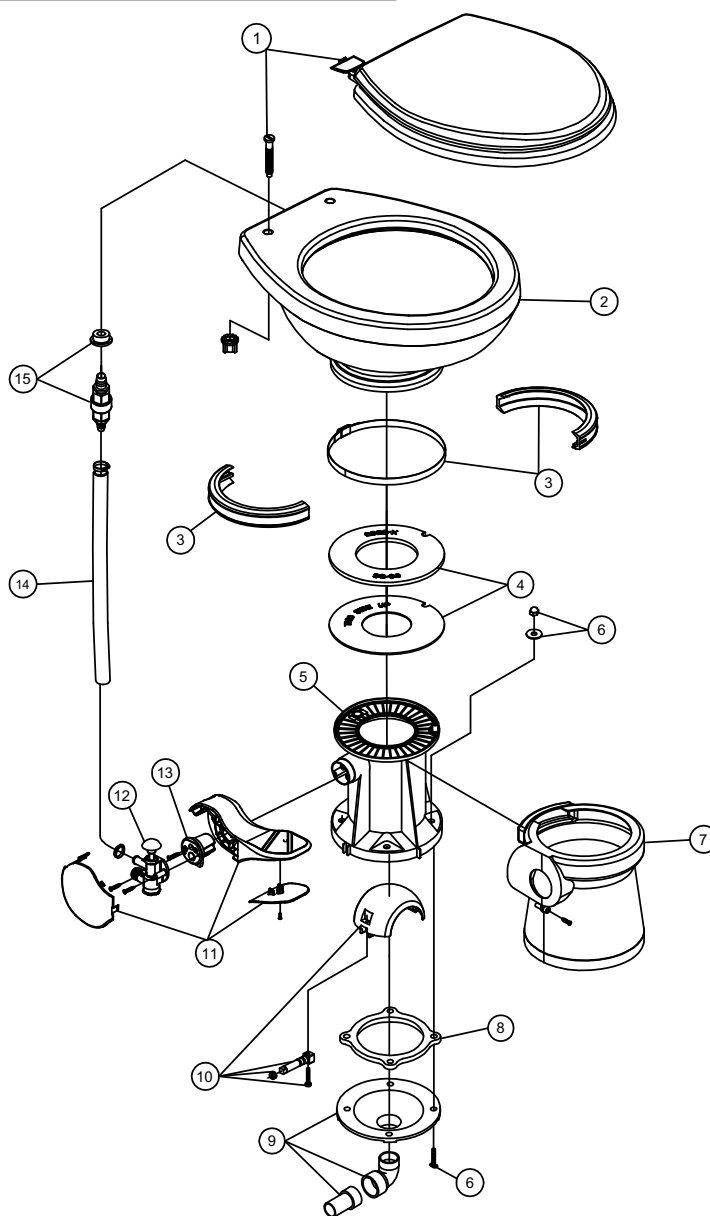
PARTS LIST: VACUFLUSH 5008



ITEM	PART NO.	DESCRIPTION
1	385343829	SEAT & LID ASSEMBLY, WHITE
	385343831	SEAT & LID ASSEMBLY, BONE
2	385311079	CHINA BOWL, WHITE
	385311080	CHINA BOWL, BONE
3	385310048	HALF CLAMP KIT, BONE
4	385311462	KIT, SEAL KIT-VACUFLUSH
5	385310126	BASE KIT, WHITE (INC. 3-11)
	385310127	BASE KIT, BONE (INC. 3-11)
6	385316323	MOUNTING KIT
7	385310111	PEDESTAL COVER KIT, WHITE
	385310112	PEDESTAL COVER KIT, BONE
8	385310954	KIT, BALL/BRASS SHAFT/P CART (INC. 10)
9	385310682	FLUSH PEDAL KIT WHITE- (INC. 10)
	385310762	FLUSH PEDAL KIT BONE- (INC. 10)
10	385310683	SPRING CARTRIDGE KIT
11	385314349	WATER VALVE KIT
12	385345377	SUPPLY HOSE, WHITE
	385340177	SUPPLY HOSE, BONE
13	385311456	CHECK VALVE KIT
14	600343974	ELBOW, 5/8" BARBED
N/S	385318741	KIT, FUNNEL '08

PARTS LIST: VACUFLUSH 5009

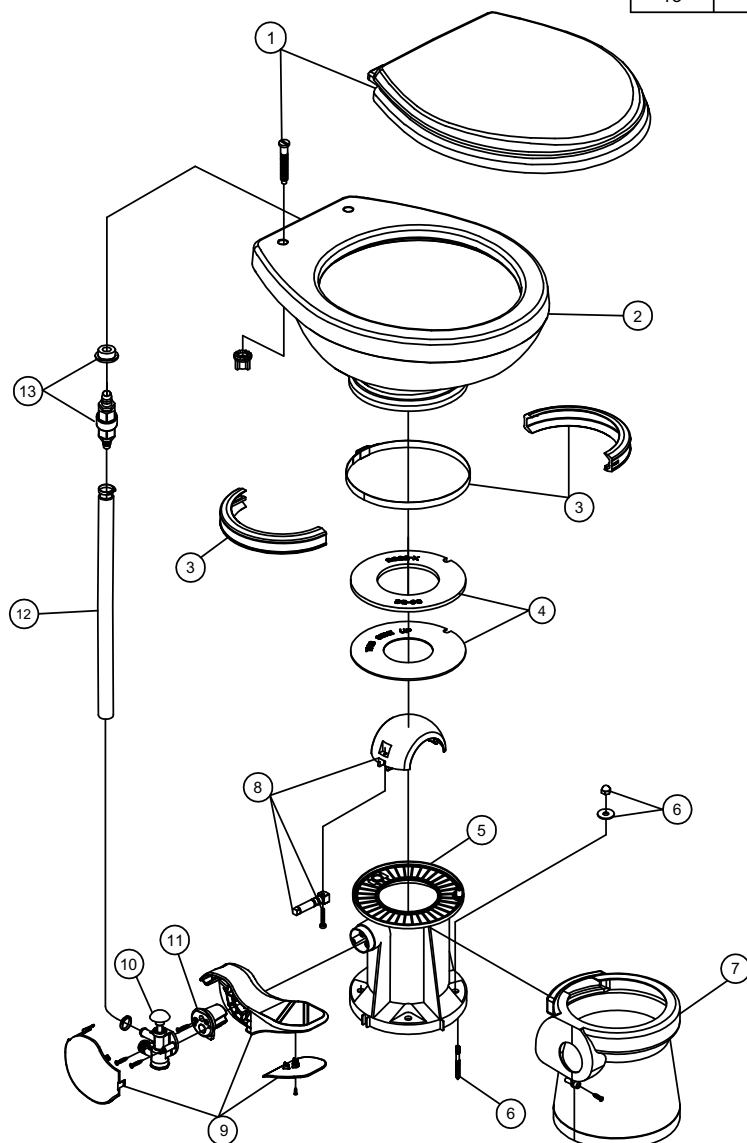
ITEM	PART NO.	DESCRIPTION	ITEM	PART NO.	DESCRIPTION
1	385343829	SEAT & LID ASSEMBLY, WHITE	8	385310063	FLOOR FLANGE SEAL KIT (INC. 6)
	385343831	SEAT & LID ASSEMBLY, BONE	9	385318864	FUNNEL KIT (inc. items 6 & 8)
2	385311079	CHINA BOWL, WHITE	10	385310954	KIT, BALL/BRASS SHAFT/P CART. (INC. 11)
	385311080	CHINA BOWL, BONE	11	385310682	FLUSH PEDAL KIT-WHITE (INC. 13)
3	385310048	HALF CLAMP KIT, BONE		385310762	FLUSH PEDAL KIT-BONE (INC. 13)
4	385311462	KIT, SEAL KIT-VACUFLUSH	12	385314349	WATER VALVE KIT
5	385311081	BASE KIT, WHITE (INC. 3-13)	13	385310683	SPRING CARTRIDGE KIT
	385310978	BASE KIT, BONE (INC. 3-13)	14	385345377	SUPPLY HOSE, WHITE
6	385310064	MOUNTING KIT		385340177	SUPPLY HOSE, BONE
7	385310111	PEDESTAL COVER KIT, WHITE	15	385311456	CHECK VALVE KIT
	385310112	PEDESTAL COVER KIT, BONE			



Dometic *Signature*
Dometic Corporation - Sanitation Systems
13128 State Rt. 226, P.O. Box 38
Big Prairie, OH 44611-0038 USA
Telephone: 330-496-3211
Fax: 330-496-3097
Email: sealand@dometicusa.com

PARTS LIST: VACUFLUSH 5047-5048-5049

ITEM	PART NO.	DESCRIPTION	ITEM	PART NO.	DESCRIPTION
1	385343829	SEAT & LID ASSEMBLY, WHITE	7	385310674	5047 PEDESTAL COVER KIT, WHITE
	385343831	SEAT & LID ASSEMBLY, BONE		385310613	5047 PEDESTAL COVER KIT, BONE
2	385311079	CHINA BOWL, WHITE		385310136	5048 PEDESTAL COVER KIT, WHITE
	385311080	CHINA BOWL, BONE		385310137	5048 PEDESTAL COVER KIT, BONE
3	385310048	HALF CLAMP KIT, BONE		385310904	5049 PEDESTAL COVER KIT, WHITE
4	385311462	KIT, SEAL KIT-VACUFLUSH		385310913	5049 PEDESTAL COVER KIT, BONE
5	385311084	5047 BASE KIT, WHITE (INC. 3-11)	8	385310954	KIT, BALL/BRASS SHAFT/P CART (INC. 11)
	385311085	5047 BASE KIT, BONE (INC. 3-11)	9	385310682	FLUSH PEDAL KIT-WHITE (INC. 11)
	385310910	5048 BASE KIT, WHITE (INC. 3-11)		385310762	FLUSH PEDAL KIT-BONE (INC. 11)
	385311086	5048 BASE KIT, BONE (INC. 3-11)	10	385314349	WATER VALVE KIT
	385310903	5049 BASE KIT, WHITE (INC. 3-11)	11	385310683	SPRING CARTRIDGE KIT
6	385311087	5049 BASE KIT, BONE (INC. 3-11)	12	385345377	SUPPLY HOSE, WHITE
	385316323	MOUNTING KIT		385340177	SUPPLY HOSE, BONE
			13	385311456	INLINE CHECK VALVE, KIT

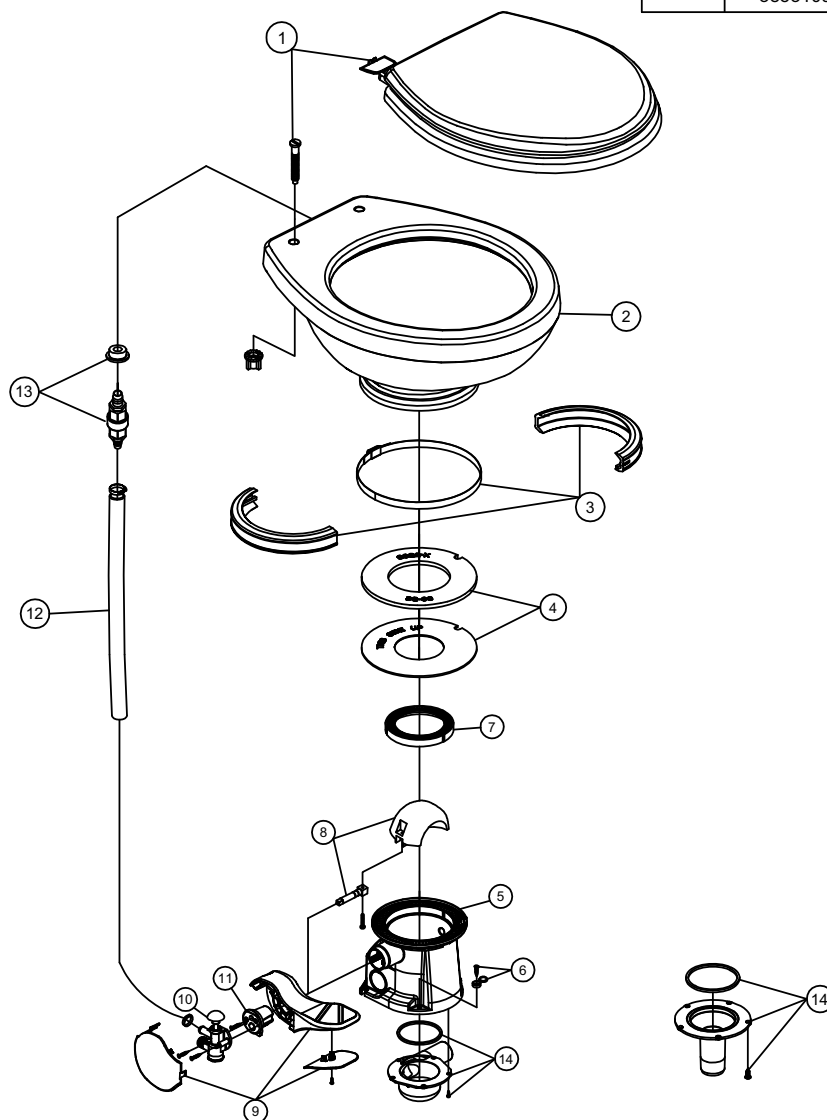


TOILET MODEL	DISCHARGE LOCATION
5047	OPPOSITE PEDAL
5048	REAR OF TOILET
5049	UNDER PEDAL

Dometic *Sealand*
Dometic Corporation - Sanitation Systems
13128 State Rt. 226, P.O. Box 38
Big Prairie, OH 44611-0038 USA
Telephone: 330-496-3211
Fax: 330-496-3097
Email: sealand@dometicusa.com

PARTS LIST: VACUFLUSH 5146 - 5147- 5148 - 5149

ITEM	PART NO.	DESCRIPTION	ITEM	PART NO.	DESCRIPTION
1	385343829	SEAT & LID ASSEMBLY, WHITE	6	385310679	KIT, MOUNTING-ECOVAC - WHITE
	385343831	SEAT & LID ASSEMBLY, BONE		385310785	KIT, MOUNTING-ECOVAC - BONE
2	385311079	CHINA BOWL, WHITE	7	385311292	KIT, BASE RING INSERT
	385311080	CHINA BOWL, BONE	8	385310954	KIT, BALL/BRASS SHAFT/P CART (INC. 11)
3	385310048	HALF CLAMP KIT, BONE	9	385310682	FLUSH PEDAL KIT-WHITE (INC. 11)
	385310025	HALF CLAMP KIT, WHITE		385310762	FLUSH PEDAL KIT-BONE (INC. 11)
4	385311462	KIT, SEAL KIT-VACUFLUSH	10	385314349	WATER VALVE KIT
5	385310685	KIT, ECOVAC RH DISC BASE-W (INC. 3-11 & 14)	11	385310683	SPRING CARTRIDGE KIT
	385310783	KIT, EVAC RH DISH BASE/B (INC. 3-11 & 14)	12	385345377	SUPPLY HOSE, WHITE
	385310686	KIT, EVAC REAR DISC BASE-W (INC. 3-11 & 14)		385340177	SUPPLY HOSE, BONE
	385310784	KIT, ECO RER DISH BASE/BON (INC. 3-11 & 14)	13	385311456	INLINE CHECK VALVE, KIT
	385310975	KIT, BASE LH WHITE-ECOVAC (INC. 3-11 & 14)	14	385311713	KIT, DISCHARGE 146-ECOVAC
	385310976	KIT, BASE LH BONE-ECOVAC (INC. 3-11 & 14)		385310680	DISCHARGE CUP 47 - 48, KIT
				385310936	DISCHARGE CUP 49, KIT

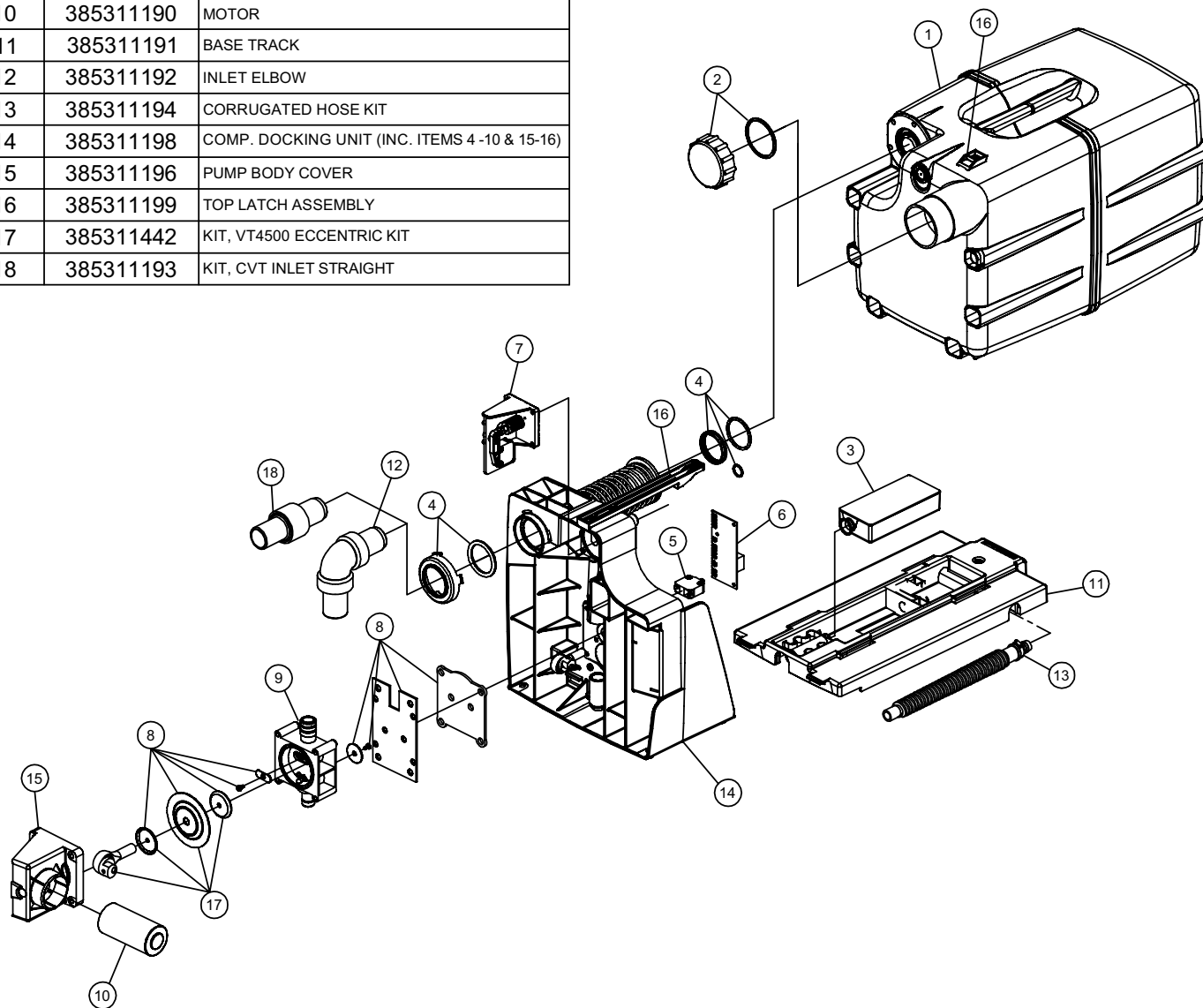


TOILET MODEL	DISCHARGE LOCATION
5146	THRU THE FLOOR
5147	OPPOSITE PEDAL
5148	REAR OF TOILET
5149	UNDER PEDAL

Dometic sealand
Dometic Corporation - Sanitation Systems
13128 State Rt. 226, P.O. Box 38
Big Prairie, OH 44611-0038 USA
Telephone: 330-496-3211
Fax: 330-496-3097
Email: sealand@dometicusa.com

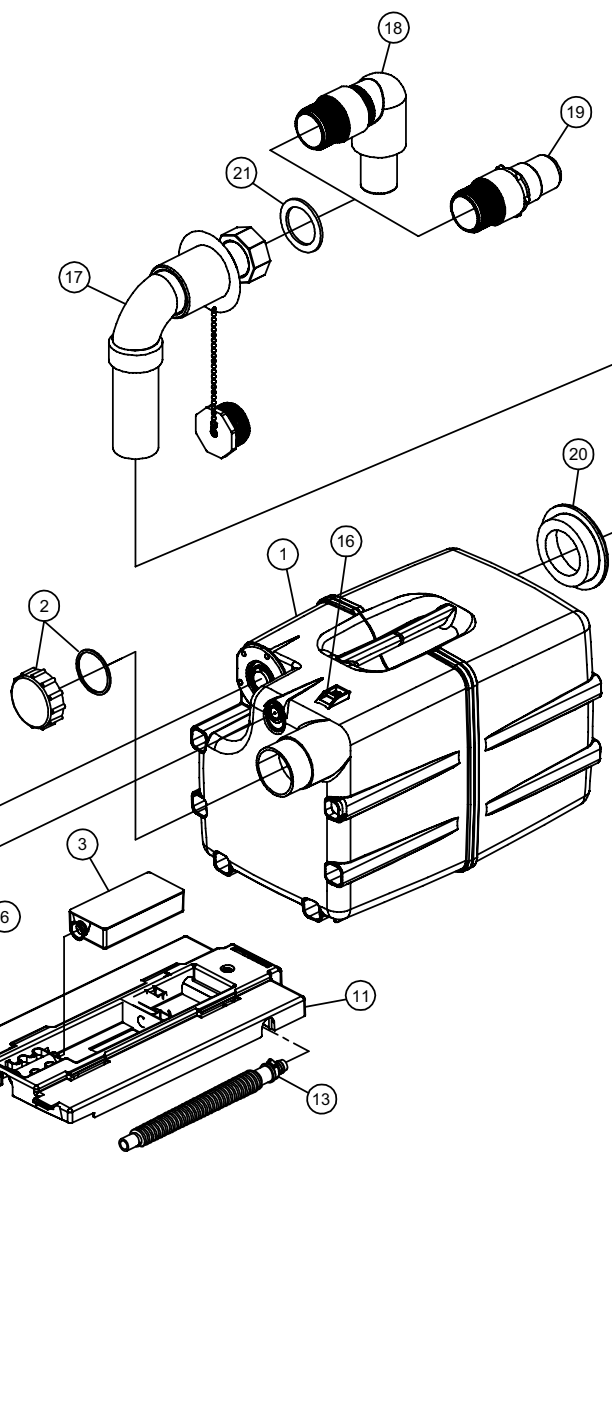
PARTS LIST: CVT MARINE 326002510

ITEM	PART NO.	DESCRIPTION
1	385311326	HOLDING TANK (INC. ITEM 2 & 16)
2	385311181	CAP AND SEAL
3	385311183	VENT FILTER
4	385311184	O'RING KIT
5	385311185	SNAP ACTION SWITCH
6	385311186	CIRCUIT BOARD
7	385311187	VACUUM SWITCH ASSY.
8	385311188	PUMP REBUILD KIT
9	385311189	COMPLETE AIR PUMP BODY (INC. ITEM 8)
10	385311190	MOTOR
11	385311191	BASE TRACK
12	385311192	INLET ELBOW
13	385311194	CORRUGATED HOSE KIT
14	385311198	COMP. DOCKING UNIT (INC. ITEMS 4 -10 & 15-16)
15	385311196	PUMP BODY COVER
16	385311199	TOP LATCH ASSEMBLY
17	385311442	KIT, VT4500 ECCENTRIC KIT
18	385311193	KIT, CVT INLET STRAIGHT



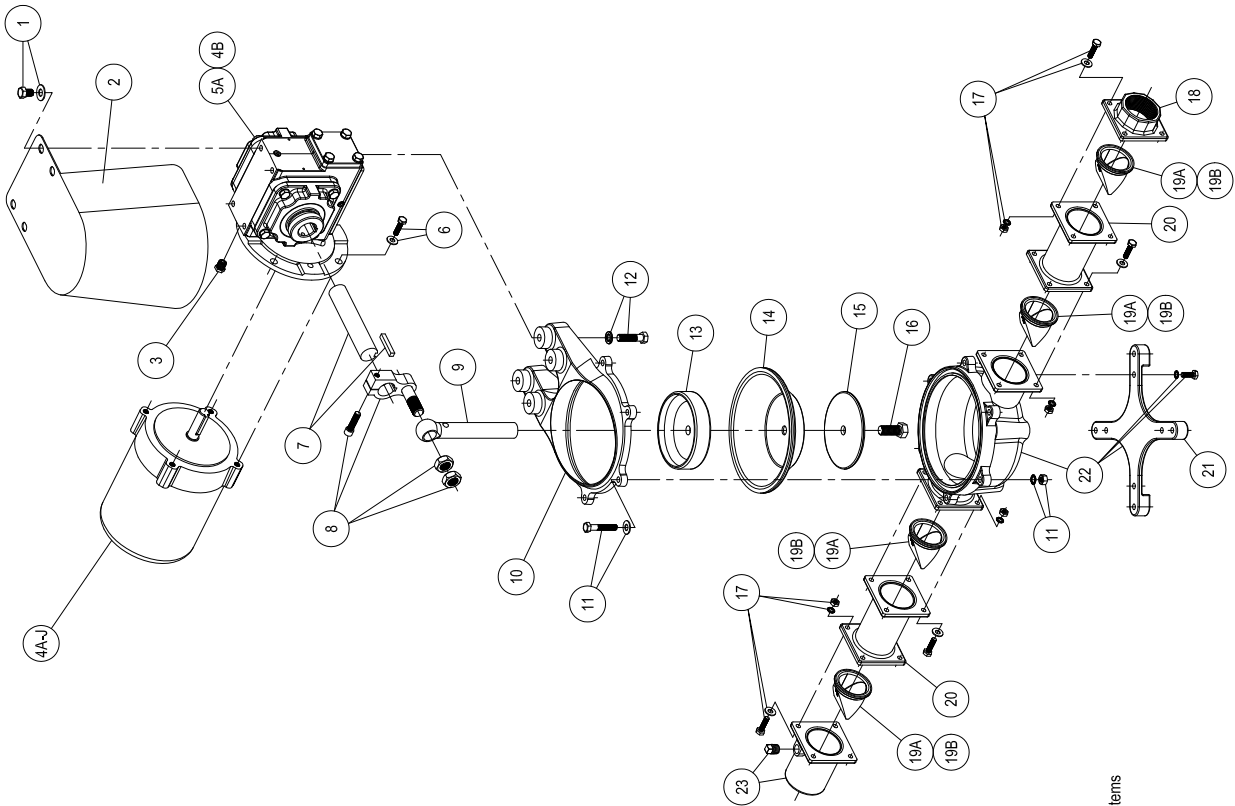
PARTS LIST: CVT MARINE 326002520 & 326002521

ITEM	PART NO.	DESCRIPTION
1	385311182	HOLDING TANK (INCLUDES ITEM 2 ,16,17,20,21)
2	385311181	CAP AND SEAL
3	385311183	VENT FILTER
4	385311184	O'RING KIT
5	385311185	SNAP ACTION SWITCH
6	385311186	CIRCUIT BOARD
7	385311187	VACUUM SWITCH ASSY.
8	385311188	PUMP REBUILD KIT
9	385311189	COMPLETE AIR PUMP BODY (INCLUDES ITEM 8)
10	385311190	MOTOR
11	385311191	BASE TRACK
12	385311192	INLET ELBOW
13	385311194	CORRUGATED HOSE KIT
14	385311198	COMP. DOCKING UNIT (INC. ITEMS 4 -10 & 15,16)
15	385311196	PUMP BODY COVER
16	385311199	TOP LATCH ASSEMBLY
17	385311243	KIT, DIPTUBE ASSY-CVT (INC. ITEM 21)
18	385311244	KIT, DISCHARGE ELBOW-CVT (INC. ITEM 21)
19	385311245	KIT, DISCHARGE STR'T FIT-CVT (INC. ITEM 21)
20	385311110	KIT, SEALING GROMMET 2"
21	385311233	KIT, SLIP SEAL 1-1/2" REPL
22	385311442	KIT, VT4500 ECCENTRIC KIT
23	385311193	KIT, CVT INLET STRAIGHT



Dometic *Sanitair*
Dometic Corporation - Sanitation Systems
13128 State Rt. 226, P.O. Box 38
Big Prairie, OH 44611-0038 USA
Telephone: 330-496-3211
Fax: 330-496-3097
Email: sealand@dometicusa.com

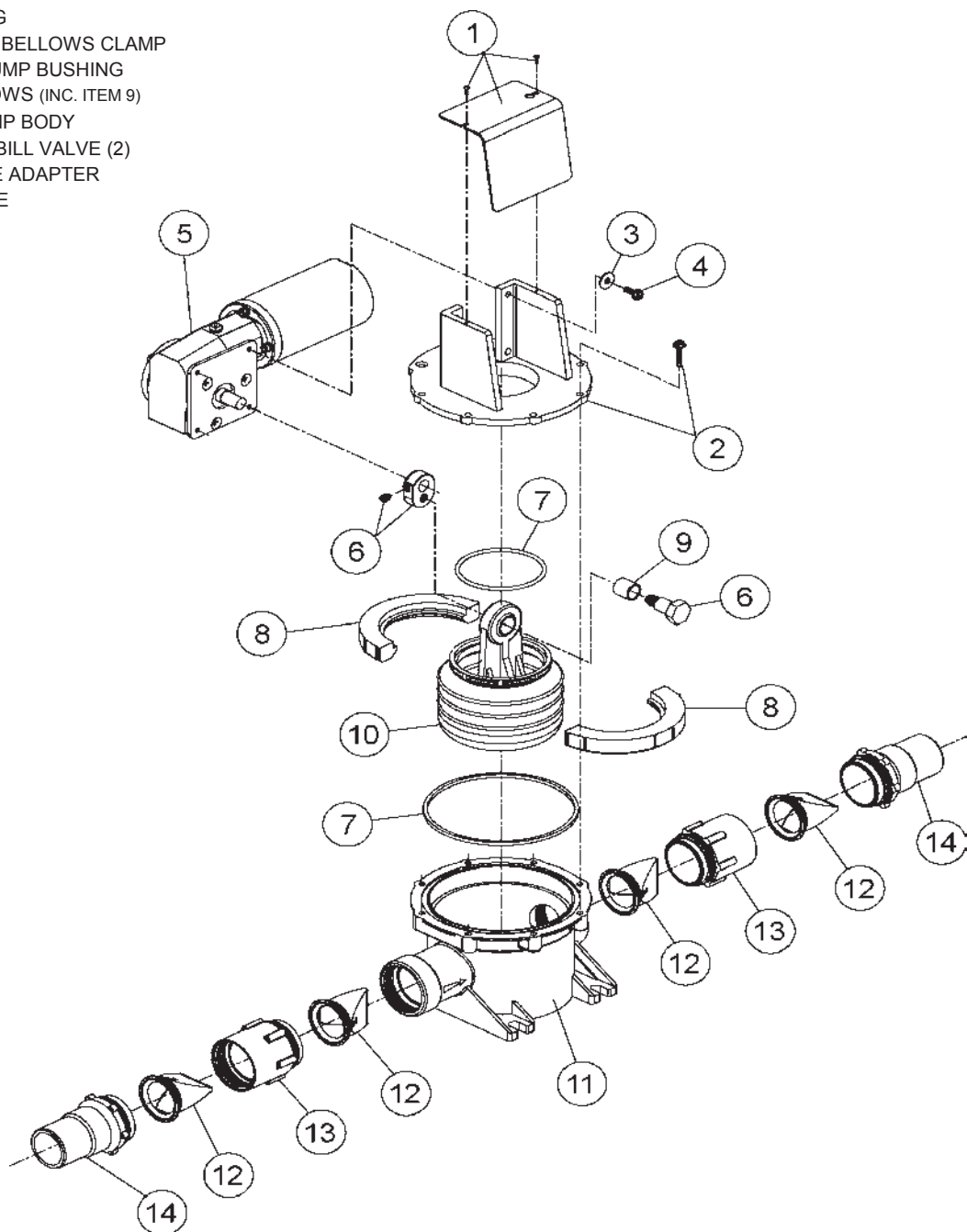
PARTS LIST: M-PUMP MODELS



ITEM	PART NUMBER & DESCRIPTION
1	385311799 COVER MOUNTING HARDWARE
2	385311800 COVER (INCLUDES HARDWARE)
3	385311801 VENT
4A	MOTOR, 1/2 HP 115 VOLT 60HZ TEFC
4B	MOTOR, 1/2 HP 115 VOLT 50HZ TEFC
4C	MOTOR, 1/2 HP 115 VOLT 60HZ EX-PROOF
4D	MOTOR, 1/2 HP 115 VOLT 50HZ EX-PROOF
4E	MOTOR, 1/2 HP 12VDC
4F	MOTOR, 1/2 HP 24VDC
4G	MOTOR, 3/4 HP 115 VOLT 60HZ TEFC
4H	MOTOR, 3/4 HP 115 VOLT 50HZ TEFC
4I	MOTOR, 3/4 HP 115 VOLT 60HZ EX-PROOF
4J	MOTOR, 3/4 HP 115 VOLT 50HZ EX-PROOF
5A	GEAR REDUCER 20:1
5B	GEAR REDUCER 30:1
6	385311814 MOTOR MOUNTING HARDWARE
7	385311815 OUTPUT SHAFT & KEY
8	385311816 ECCENTRIC
9	385311817 CONNECTING ROD
10	385311818 TOP-CLOSURE
11	385311819 TOP-CLOSURE MOUNTING HARDWARE
12	385311820 GEAR REDUCER MOUNTING HARDWARE
13	385311821 UPPER DIAPHRAGM PLATE
14	385311822 DIAPHRAGM
15	385311823 LOWER DIAPHRAGM PLATE
16	385311824 CONNECTOR ROD SCREW
17	385311825 VALVE HOUSING MOUNTING HARDWARE
18	385311826 INLET FLANGE 1-1/2" FEMALE NPT
19A	CHECK VALVE -BLACK (4)
19B	CHECK VALVE-NITRILE (4)
20	385311827 VALVE HOUSING
21	385311828 MOUNTING PLATE & HARDWARE
22	385311829 PUMP BODY & MOUNTING PLATE (INCLUDES HARDWARE)
23	385311830 OUTLET FLANGE 1-1/2" FEMALE NPT & PLUG

PARTS LIST: Vacuum System Pump, Models SW12 & SW24

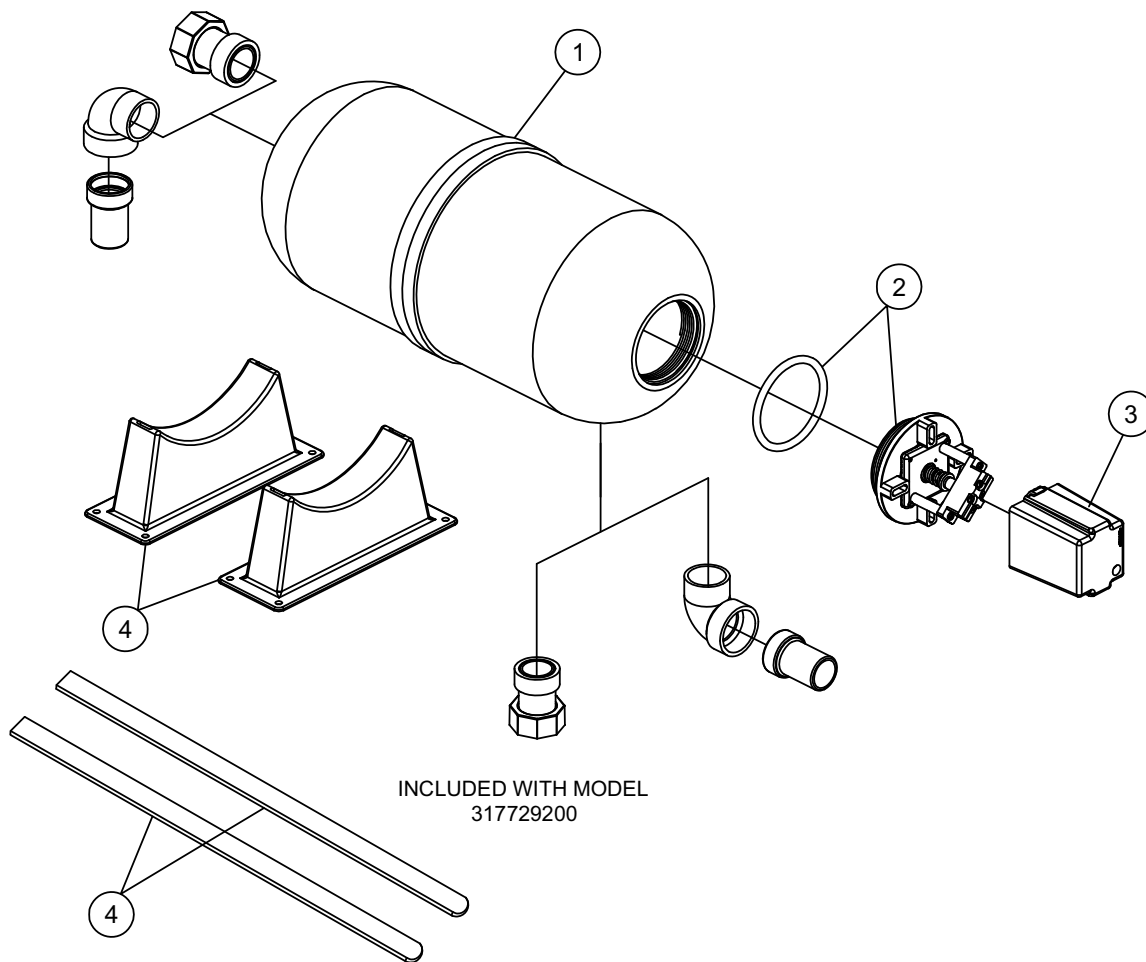
ITEM	PART	DESCRIPTION
1	385311323	KIT, PUMP COVER
2	385311324	KIT, PUMP TOP-CLOSE W/SCREWS
3	385311224	KIT, S-SERIES MOTOR MOUNTING HARDWARE (includes item 4)
4	385311224	KIT, S-SERIES MOTOR MOUNTING HARDWARE (includes item 3)
5	385311065	KIT, SW MOTOR 12V
	385311423	KIT, SS/SQ TO SW MOTOR 12V (INC. ITEMS 4,6,8,9&10)
	385311066	KIT, SW MOTOR 24V
	385311424	KIT, SS/SQ TO SW MOTOR 24V (INC. ITEMS 4,6,8,9&10)
6	385310644	KIT, ECCENTRIC/SCREW
7	385310151	KIT, O-RING
8	385311226	KIT, PUMP BELLOWS CLAMP
9	385310242	KIT, S/T PUMP BUSHING
10	385230980	KIT, BELLOWS (INC. ITEM 9)
11	385311844	KIT, S-PUMP BODY
12	385310076	KIT, DUCKBILL VALVE (2)
13	385311316	KIT, VALVE ADAPTER
14	385311315	KIT, NIPPLE



PARTS LIST: MODEL 317729100 & 317729200

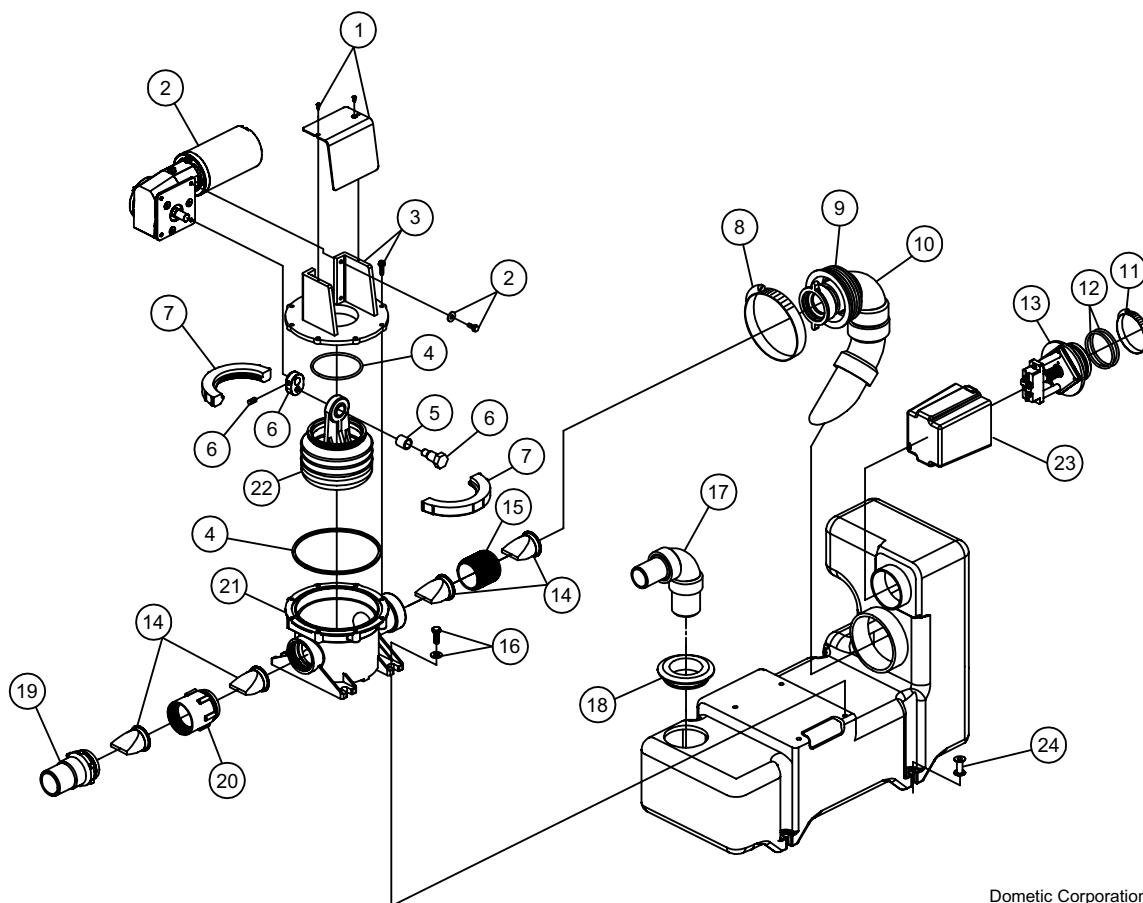
ITEM	PART NO.	DESCRIPTION
1	385310017	KIT, VACUUM TANK-REPLACEMENT
2	385318032	KIT, VACUUM TANK SWITCH
3	385311215	KIT, SNAP-ON VAC SW'CH CVR-WHT
4	385311659	KIT, VAC TK MTG BRKT (1 EACH)

INCLUDED WITH MODEL
317729200



PARTS LIST: VACUUM GENERATOR VG12 & VG24 SERIES

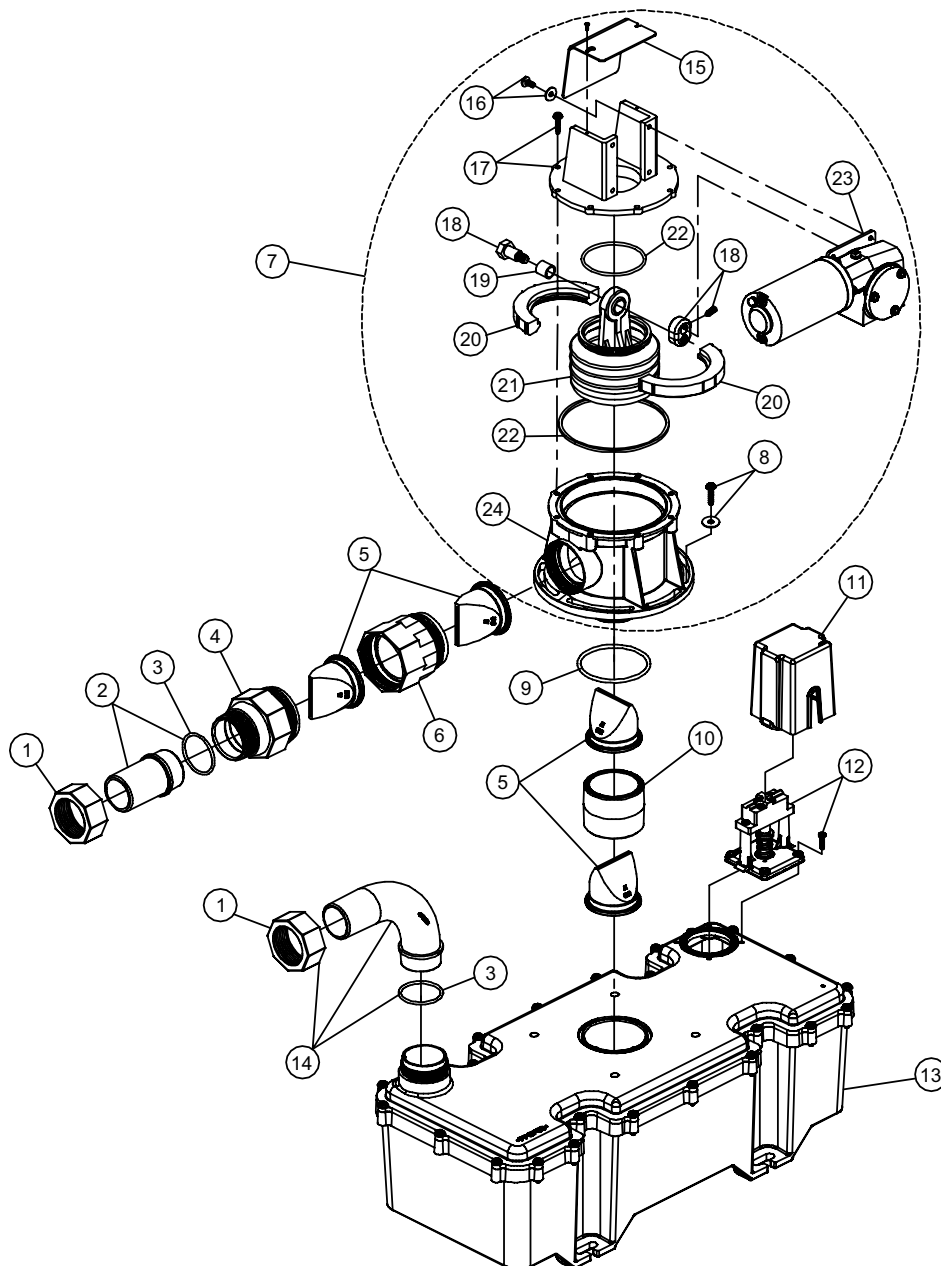
ITEM	PART NO.	DESCRIPTION	ITEM	PART NO.	DESCRIPTION
1	385311323	PUMP COVER KIT	14	385310076	DUCKBILL VALVE KIT (2 PCS. PER KIT)
2	385311065	12VDC Q- MOTOR KIT	15	388640366	1½" NPT CLOSE NIPPLE
	385311066	24VDC Q- MOTOR KIT	16	385311163	KIT, MTG HARDWARE PUMP TO TANK
3	385311324	PUMP TOP CLOSURE	17	385310895	INLET ELBOW KIT (includes item 18)
4	385310151	O'RING KIT	18	385311111	1½" SEALING GROMMET
5	385310242	BUSHING	19	385311315	VALVE NIPPLE
6	385310644	ECCENTRIC KIT	20	385311316	VALVE ADAPTER
7	385311226	BELLOWS CLAMP	21	600341504	PUMP BODY
8	600342783	3-3/4" DIAMETER WORM GEAR CLAMP	22	385230980	BELLOWS ASSEMBLY (includes item 5)
9	600342779	O'RING, 3"ID x 3-1/4"OD	23	385311215	VACUUM SWITCH COVER
10	385310539	DIPTUBE ASSEMBLY KIT (INCLUDES ITEM 9)	24	385311318	MOUNTING SPINDLE
11	600342782	2½" DIAMETER WORM GEAR CLAMP	N/S	385310774	KIT, VG PUMP ASSEMBLY 12VDC
12	600342778	O'RING, 2"ID x 2¼"OD		385310775	KIT, VG PUMP ASSEMBLY 24VDC
13	385310540	VACUUM SWITCH KIT (INCLUDES ITEMS 11 & 12)			



Dometic Corporation - Sanitation Systems
13128 State Rt. 226, P.O. Box 38
Big Prairie, OH 44611-0038 USA
Telephone: 330-496-3211
Fax: 330-496-3097
Email: sealand@dometicusa.com

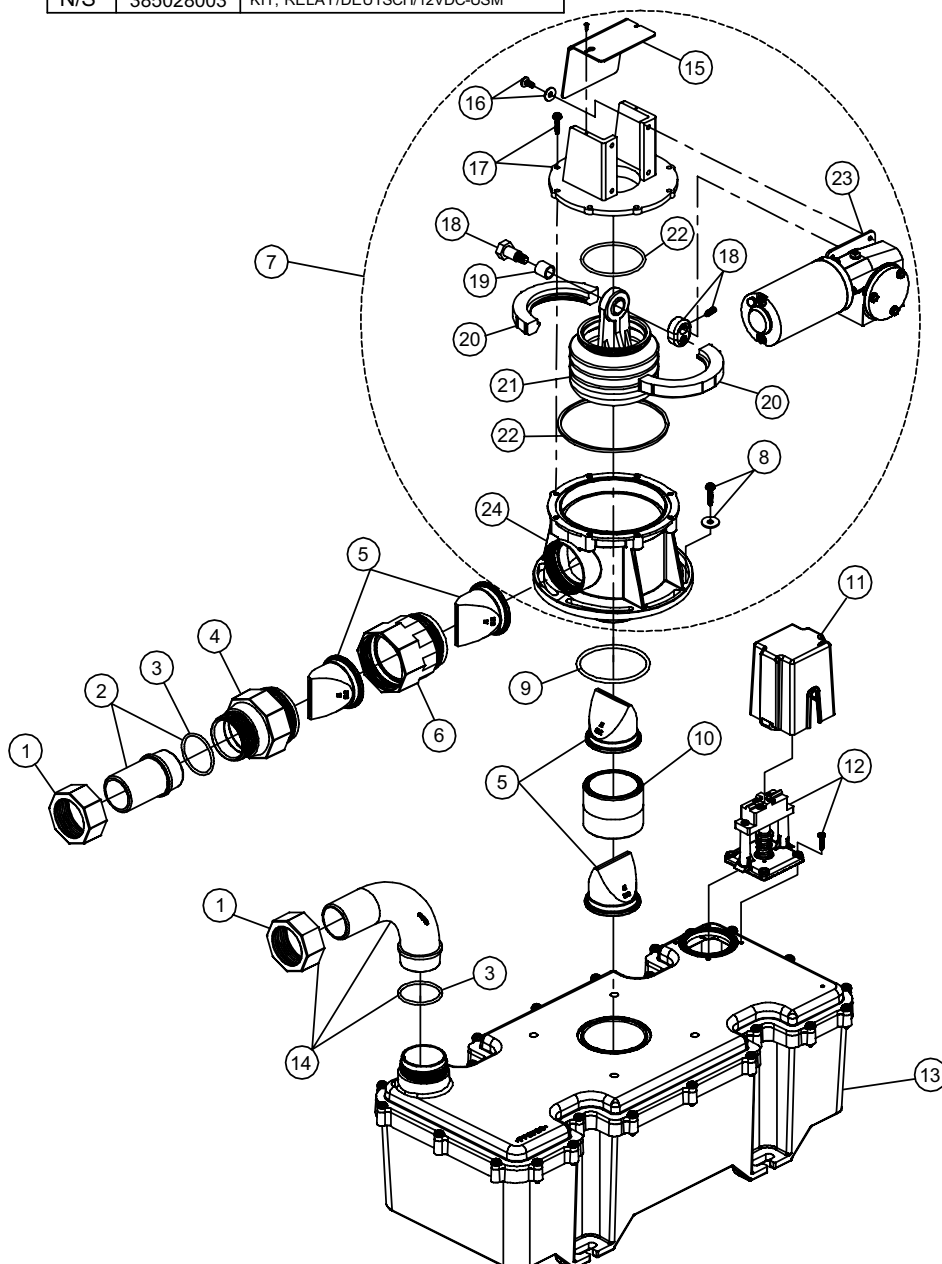
PARTS LIST: VG4 JW12 & VG4 JW24 (317780112 & 317780024)

ITEM	PART NO.	DESCRIPTION	ITEM	PART NO.	DESCRIPTION
1	385311212	SWIVEL NUT 1-1/2"	14	385311218	HOSE FITTING - ELBOW (INCLUDES ITEM 1 & 3)
2	385311211	HOSE FITTING - STRAIGHT (INCLUDES ITEM 1 & 3)	15	385311231	JW-PUMP COVER
3	385311238	O-RING FITTINGS	16	385311224	MOTOR MOUNTING HARDWARE
4	385311210	2" TRANSITION FITTING TO 1-1/2"	17	385311225	TOP CLOSURE w/MOUNTING SCREWS
5	385311208	2" DUCKBILL REPLACEMENT KT (2ea.)	18	385310644	KIT, ECCENTRIC/SCREW-S/T/J PUMP
6	385311209	2" VALVE ADAPTER	19	385310242	BELLOWS BUSHING
7	385311229	JW-PUMP REPLACEMENT 12V	20	385311226	BELLOWS CLAMP KIT
	385311230	JW-PUMP REPLACEMENT 24V	21	385230980	BELLOWS ASSY (INCLUDES ITEM 5)
8	385311220	J-PUMP MOUNTING HARDWARE	22	385310151	O-RING REPLACEMENT KIT
9	385311213	O-RING	23	385311065	W-SERIES MOTOR REPLACEMENT 12V
10	385311214	2" DUCKBILL VALVE COLLAR		385311066	W-SERIES MOTOR REPLACEMENT 24V
11	385311215	VACUUM SWITCH COVER	24	385311227	J-PUMP BODY (INCLUDES ITEM 12)
12	385311216	VACUUM SWITCH ASSY (INCLUDES ITEM 11)	N/S	385311219	TANK SEAL (NOT SHOWN)
13	385311217	TANK ASSEMBLY			



PARTS LIST: 317780612 VG4/JW12 RELAY/DEUTSCH-USM 317780624 VG4/JW24 RELAY/DEUTSCH-USM

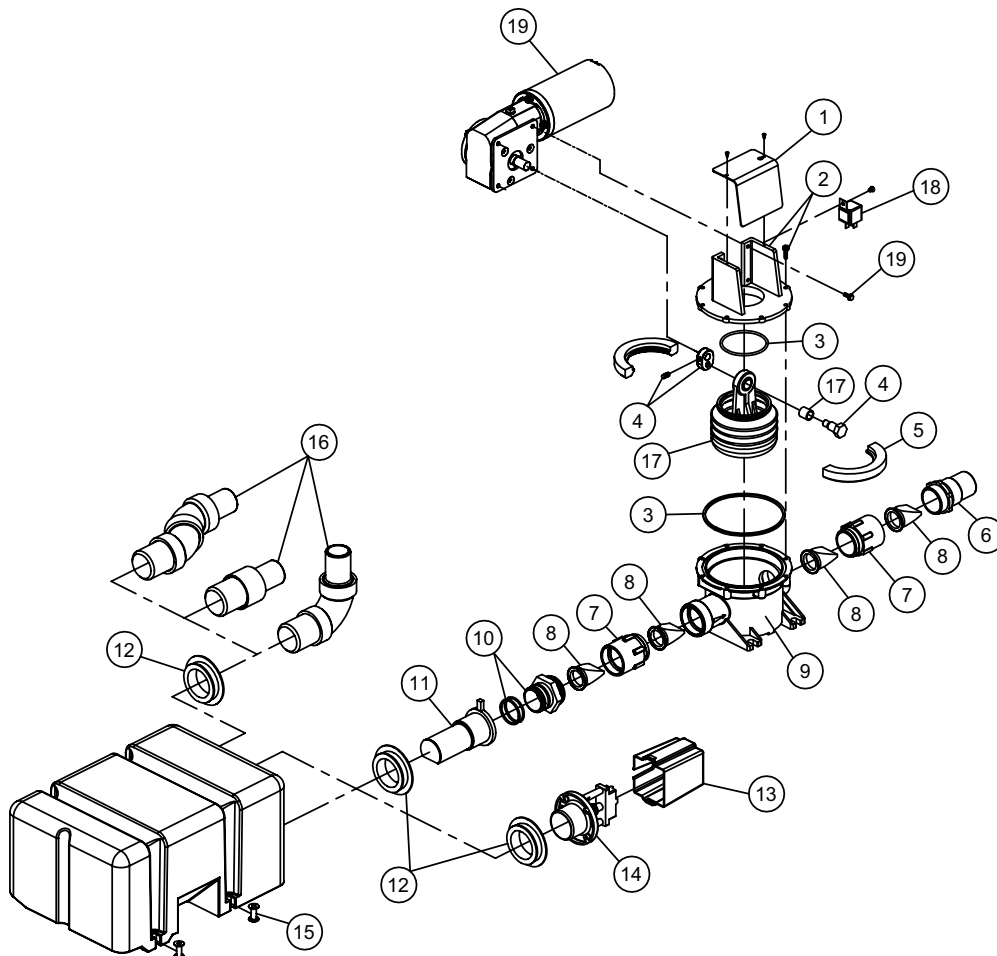
ITEM	PART NO.	DESCRIPTION	ITEM	PART NO.	DESCRIPTION
1	385311212	SWIVEL NUT 1-1/2"	14	385311218	HOSE FITTING - ELBOW (INCLUDES ITEM 1 & 3)
2	385311211	HOSE FITTING - STRAIGHT (INCLUDES ITEM 1 & 3)	15	385311231	JW-PUMP COVER
3	385311238	O'RING FITTINGS	16	385311224	MOTOR MOUNTING HARDWARE
4	385311210	2" TRANSTION FITTING TO 1-1/2"	17	385311225	TOP CLOSURE w/MOUNTING SCREWS
5	385311208	2" DUCKBILL REPLACEMENT KT (2000)	18	385310644	KIT, ECCENTRIC/SCREW-S/T/J PUMP
6	385311209	2" VALVE ADAPTER	19	385310242	BELLOWS BUSHING
7	385311229	JW-PUMP REPLACEMENT 12V	20	385311226	BELLOWS CLAMP KIT
	385311230	JW-PUMP REPLACEMENT 24V	21	385230980	BELLOWS ASSY (INCLUDES ITEM 5)
8	385311220	J-PUMP MOUNTING HARDWARE	22	385310151	O'RING REPLACEMENT KIT
9	385311213	O'RING	23	385311065	W-SERIES MOTOR REPLACEMENT 12V
10	385311214	2" DUCKBILL VALVE COLLAR		385311066	W-SERIES MOTOR REPLACEMENT 24V
11	385311215	VACUUM SWITCH COVER	24	385311227	J-PUMP BODY (INCLUDES ITEM 12)
12	385311216	VACUUM SWITCH ASSY (INCLUDES ITEM 11)	N/S	385311219	TANK SEAL (NOT SHOWN)
13	385311217	TANK ASSEMBLY	N/S	385028004	KIT, RELAY/DEUTSCH/24VDC-USM
N/S	385028003	KIT, RELAY/DEUTSCH/12VDC-USM			



Dometic *Sanitation Systems*
Dometic Corporation - Sanitation Systems
13128 State Rt. 226, P.O. Box 38
Big Prairie, OH 44611-0038 USA
Telephone: 330-496-3211
Fax: 330-496-3097
Email: sealand@dometicusa.com

PARTS LIST: VACUUM GENERATOR LOW PROFILE 12VDC & 24VDC

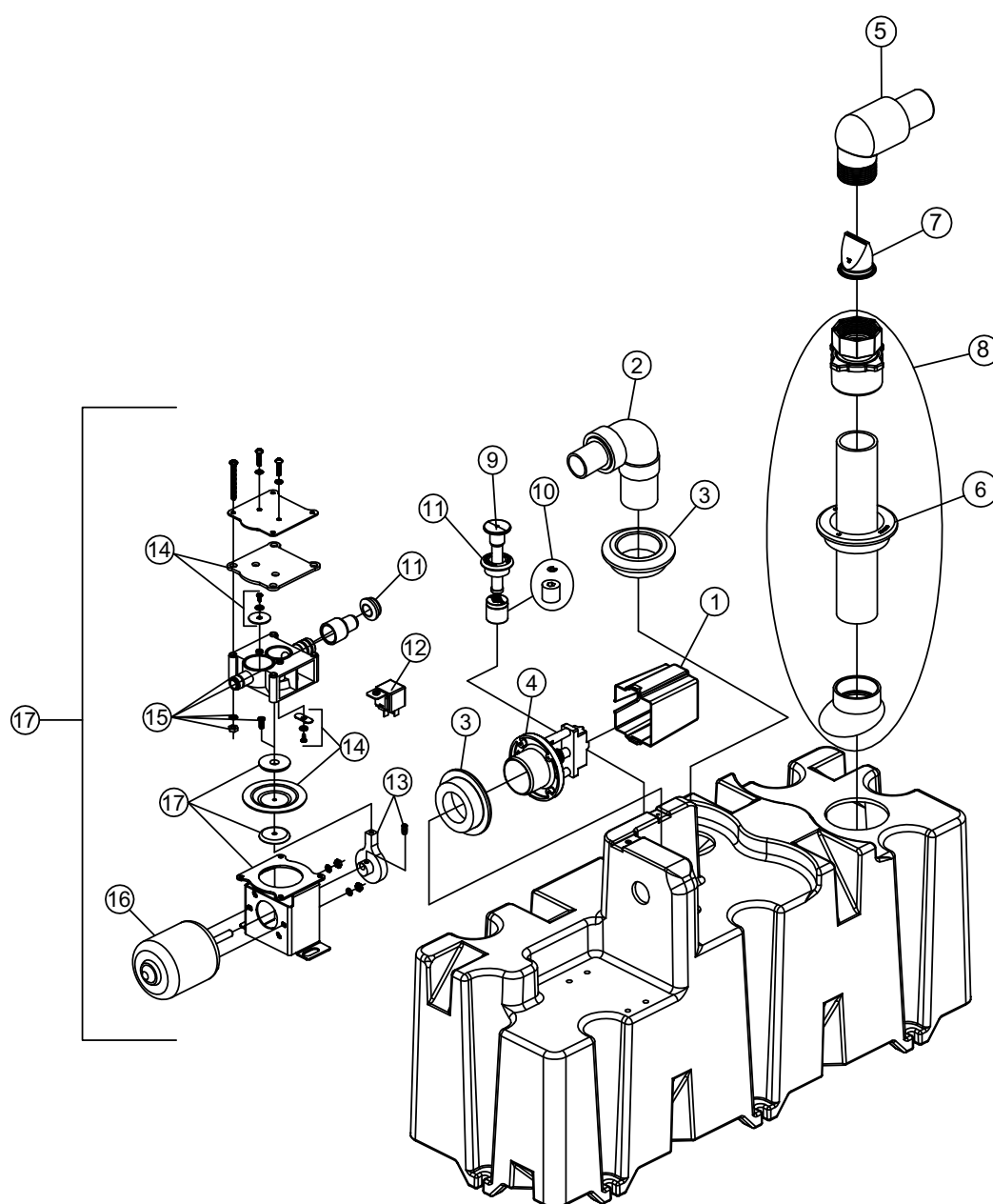
ITEM	PART NO.	DESCRIPTION	ITEM	PART NO.	DESCRIPTION
1	385311323	COVER, PUMP	13	385311215	VACUUM SWITCH COVER LOW PROFILE VG
2	385311324	KIT, SPUMP TOP CLOSE W/SCREWS	14	385311436	KIT, VACUUM SWITCH (inc. item 12)
3	385310151	O'RING REPLACEMENT KIT	15	385311318	KIT, TANK MTG SPINDLE
4	385310644	KIT, ECCENTRIC/SCREW-S/T PUMP	16	385310635	INLET ELBOW ASSEMBLY
5	385311226	CLAMP, BELLOWS S/T PUMP		385310690	STRAIGHT INLET (optional)
6	385311315	KIT, NIPPLE-RH THREADS		385310787	45° INLET ELBOW (optional)
7	385311316	KIT, VALVE ADAPTER-RH THREADS	17	385230980	BELLOWS KIT (includes item 7)
8	385310076	KIT VALVE, CHECK DUCKBILL-S/T PUMP (2 EA)	18	600343053	RELAY, SPDT 12VDC $\frac{40}{30}$ AMP VF4 (optional)
9	600341504	BODY,S-PUMP		600344239	RELAY, SPDT 24VDC $\frac{40}{30}$ AMP VF4 (optional)
10	385311317	KIT, PUMP ADAPT TO DIPTUBE FIT	19	385311065	12VDC W MOTOR
11	385310754	KIT, DIP TUBE LOW PROFILE VG (INC. ITEM 12)		385311066	24VDC W MOTOR
12	385311111	1½" SEALING GROMMET	20	385310249	KIT, S PUMP W/O MOTOR
			N/S	385311100	KIT, LPVG SW-PUMP ASSY 24VDC
			N/S	385311595	KIT, LPVG-W-PUMP ASSY 12VDC



Dometic *sealand*
Dometic Corporation - Sanitation Systems
13128 State Rt. 226, P.O. Box 38
Big Prairie, OH 44611-0038 USA
Telephone: 330-496-3211
Fax: 330-496-3097
Email: sealand@dometicusa.com

PARTS LIST: VACUUM HOLDING TANK MODEL - 317769012

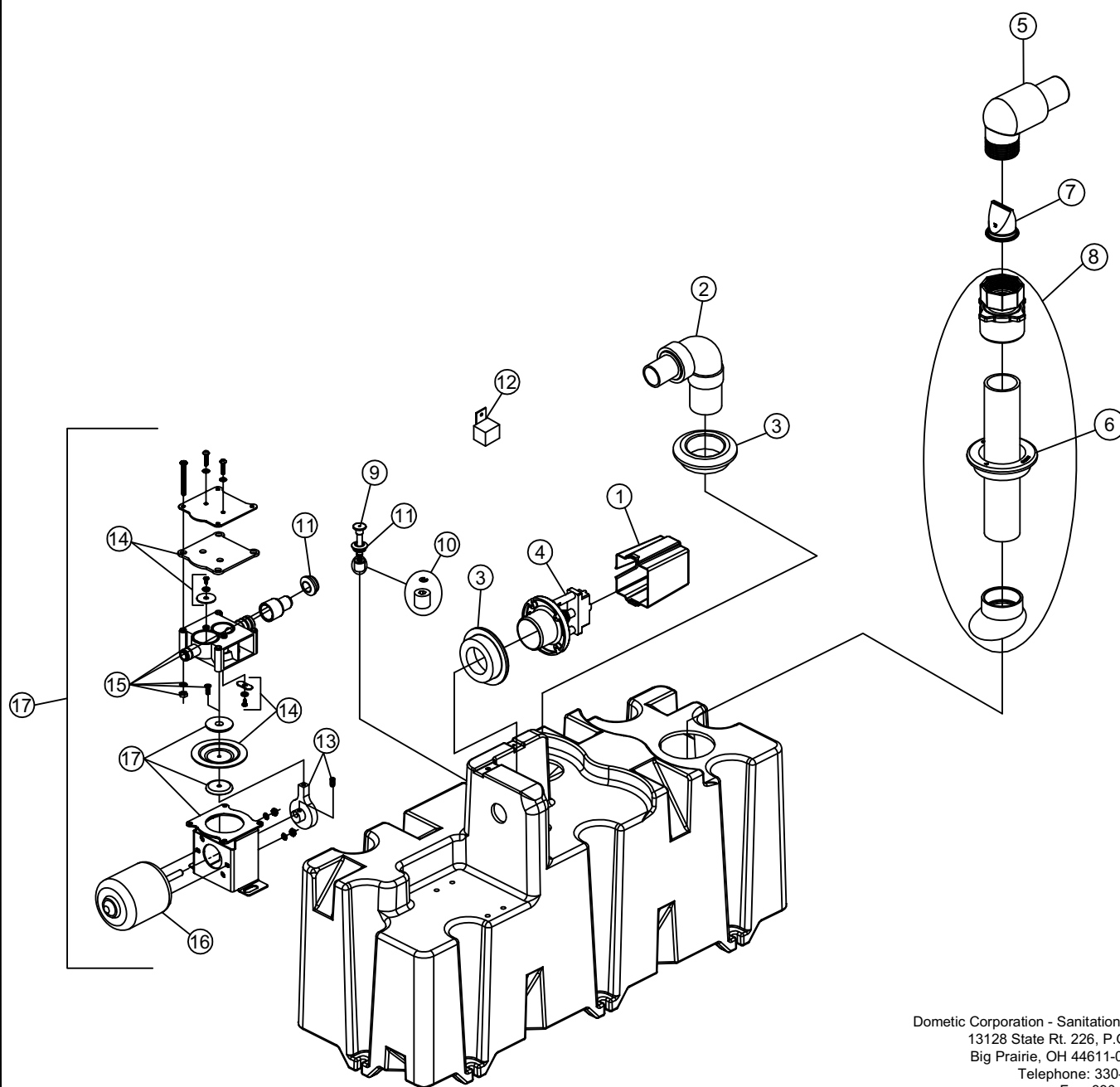
ITEM	PART NO.		ITEM	PART NO.	DESCRIPTION
1	385311420	KIT, SNAP-ON VAC SW'CH CVR-BLK	10	385311103	KIT, SWITCH FLOAT & LOCK RING
2	385310635	INLET ELBOW KIT (INCLUDES ITEM 3)	11	385311164	KIT, SEALING GROMMET 1/2"
3	385311111	1-1/2" SEALING GROMMET	12	385311774	KIT, RELAY SPDT 12V VF4
4	385311436	KIT, VACUUM SWITCH (INC 3)	13	385310631	KIT, CONNECTING ROD-AIR PUMP
5	385311069	KIT, THR'D ELBOW W/HOSE ADAPT	14	385311040	KIT, VHT AP VALVE REP'L
6	385311110	KIT, 2" SEALING GROMMET	15	385311440	KIT, VT4500 AIRPUMP ASSY (INC. 14)
7	385310076	KIT, DUCKBILL VALVE	16	385310664	KIT, MOTOR-VHT
8	385311421	KIT, DIPTUBE W/SWIVEL NUT (INC 6)	17	385310642	KIT, VHT AIR PUMP-COMP (INC 13,14,15,16)
9	385310629	KIT, FULL INDICATOR-VHT (INC 11)			



Dometic Corporation - Sanitation Systems
 13128 State Rt. 226, P.O. Box 38
 Big Prairie, OH 44611-0038 USA
 Telephone: 330-496-3211
 Fax: 330-496-3097
 Email: sealand@dometicusa.com

PARTS LIST: VACUUM HOLDING TANK MODEL - 317769412

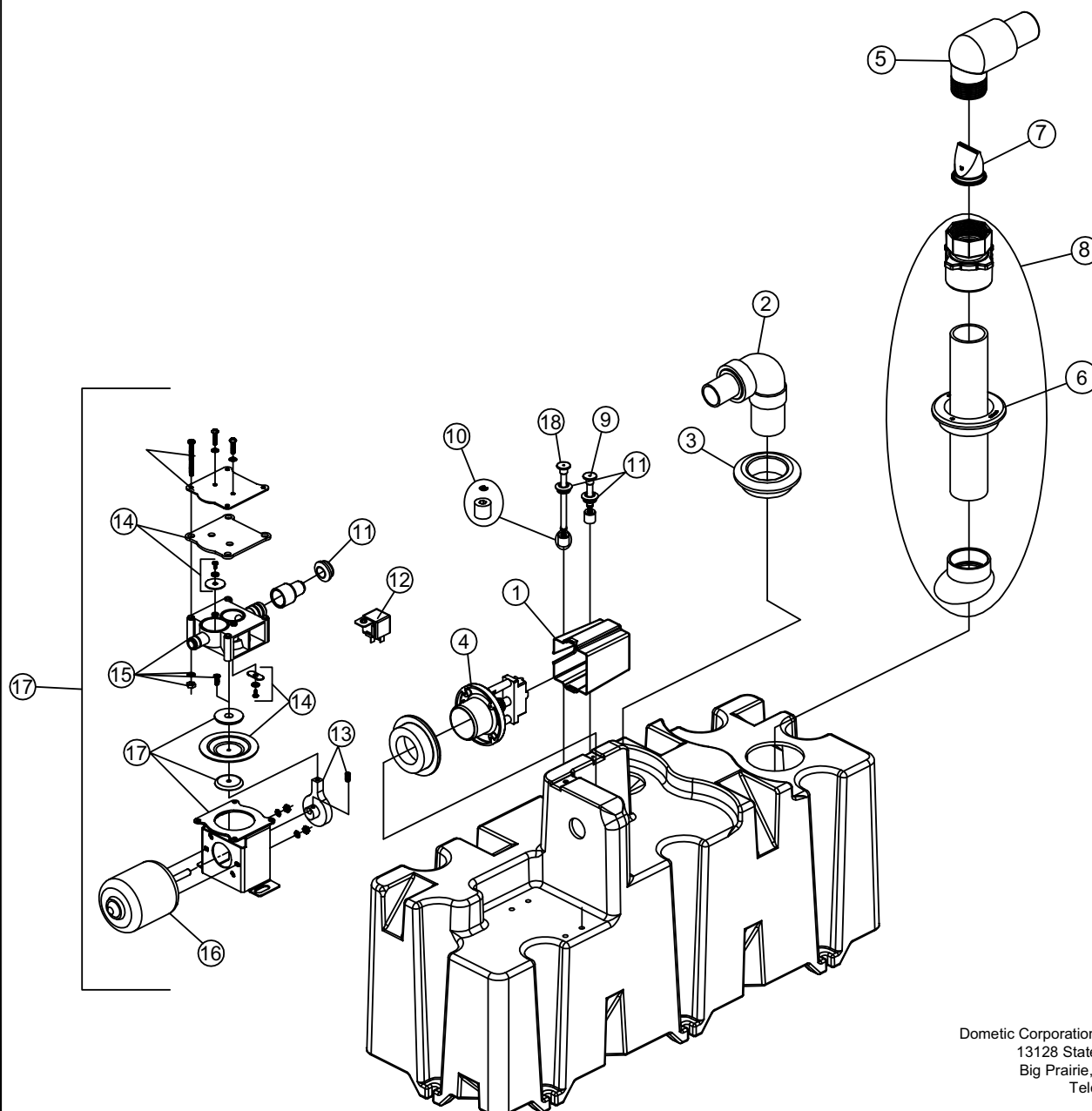
ITEM	PART NO.		ITEM	PART NO.	DESCRIPTION
1	385311420	KIT, SNAP-ON VAC SW'CH CVR-BLK	10	385311103	KIT, SWITCH FLOAT & LOCK RING
2	385310635	KIT, INLET ELBOW-UNISEAL (INC 3)	11	385311164	KIT, SEALING GROMMET 1/2"
3	385311111	KIT, SEALING GROMMET 1-1/2"	12	385311774	KIT, RELAY SPDT 12V VF4
4	385311436	KIT, VACUUM SWITCH (INC 3)	13	385310631	KIT, CONNECTING ROD-AIR PUMP
5	385311069	KIT, THR'D ELBOW W/HOSE ADAPT	14	385311040	KIT, VHT AP VALVE REP'L
6	385311110	KIT, SEALING GROMMET 2"	15	385311440	KIT, VT4500 AIRPUMP ASSY(INC 14)
7	385310076	KIT, DB VALVE 1-1/2"-BLACK (2)	16	385310664	KIT, MOTOR-VHT
8	385311421	KIT, DIPTUBE W/SWIVEL NUT (INC 6)	17	385310642	KIT, VHT AIR PUMP-COMP (INC 13,14,15,16)
9	385310629	KIT, FULL INDICATOR-VHT (INC 11)			



Dometic Corporation - Sanitation Systems
13128 State Rt. 226, P.O. Box 38
Big Prairie, OH 44611-0038 USA
Telephone: 330-496-3211
Fax: 330-496-3097
Email: sealand@dometicusa.com

PARTS LIST: VACUUM HOLDING TANK MODEL - 317769212

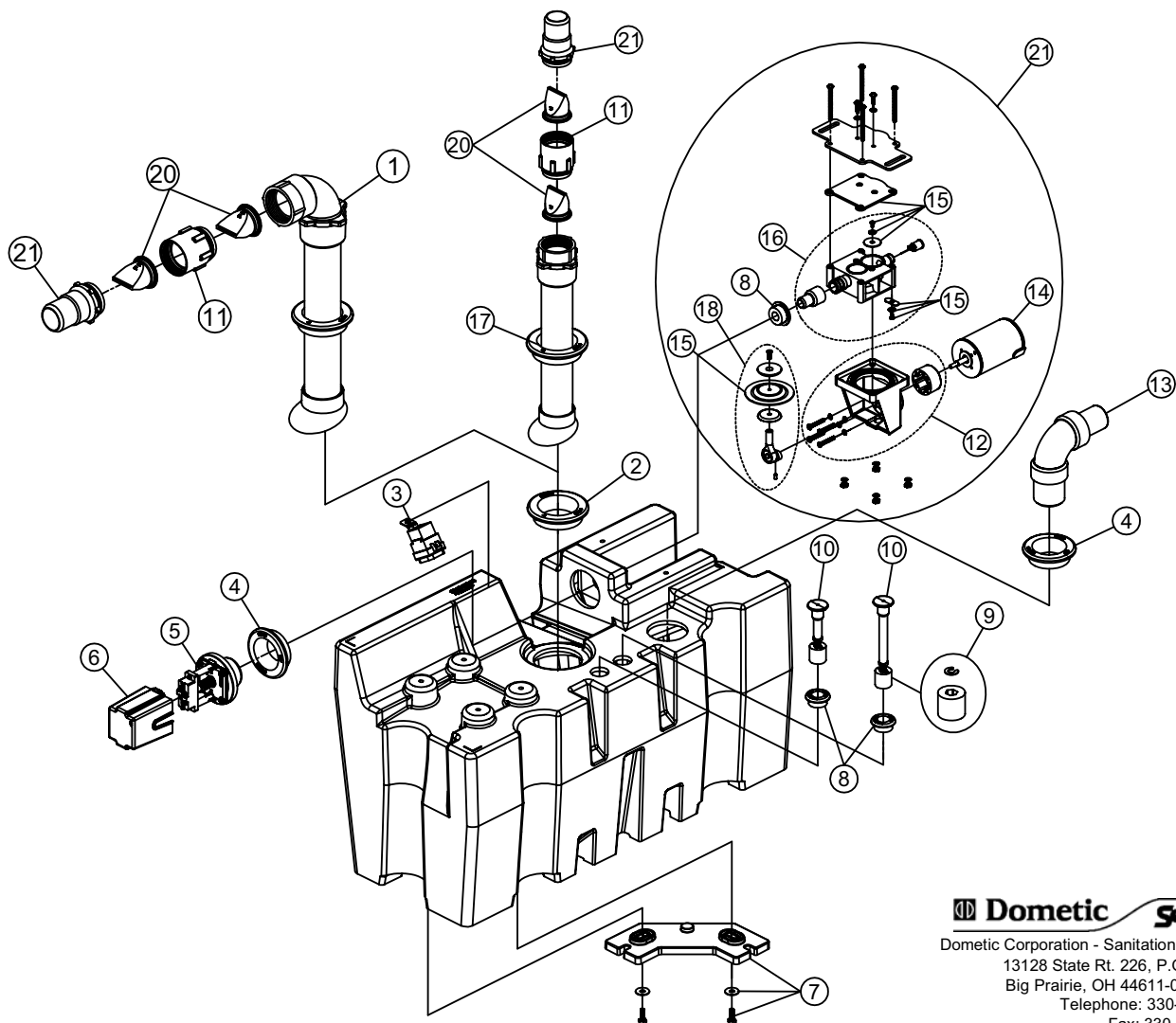
ITEM	PART NO.	DESCRIPTION	ITEM	PART NO.	DESCRIPTION
1	385311420	KIT, SNAP-ON VAC SW'CH CVR-BLK	10	385311103	KIT, SWITCH FLOAT & LOCK RING
2	385310635	KIT, INLET ELBOW-UNISEAL (INC 3)	11	385311164	KIT, SEALING GROMMET 1/2"
3	385311111	KIT, SEALING GROMMET 1-1/2"	12	385311774	KIT, RELAY SPDT 12V VF4
4	385311436	KIT, VACUUM SWITCH (INC 3)	13	385310631	KIT, CONNECTING ROD-AIR PUMP
5	385311069	KIT, THR'D ELBOW W/HOSE ADAPT	14	385311040	KIT, VHT AP VALVE REP'L
6	385311110	KIT, SEALING GROMMET 2"	15	385311440	KIT, VT4500 AIRPUMP ASSY (INC 14)
7	385310076	KIT, DB VALVE 1-1/2"-BLACK (2)	16	385310664	KIT, MOTOR-VHT
8	385311421	KIT, DIPTUBE W/SWIVEL NUT	17	385310642	KIT, VHT AIR PUMP-COMP (INC 13,14,15,16)
9	385310629	KIT, FULL INDICATOR-VHT (INC 11)	18	385310675	KIT, 3/4 LEVEL INDICATOR-VHT (INC 11)



Dometic Corporation - Sanitation Systems
13128 State Rt. 226, P.O. Box 38
Big Prairie, OH 44611-0038 USA
Telephone: 330-496-3211
Fax: 330-496-3097
Email: sealand@dometicusa.com

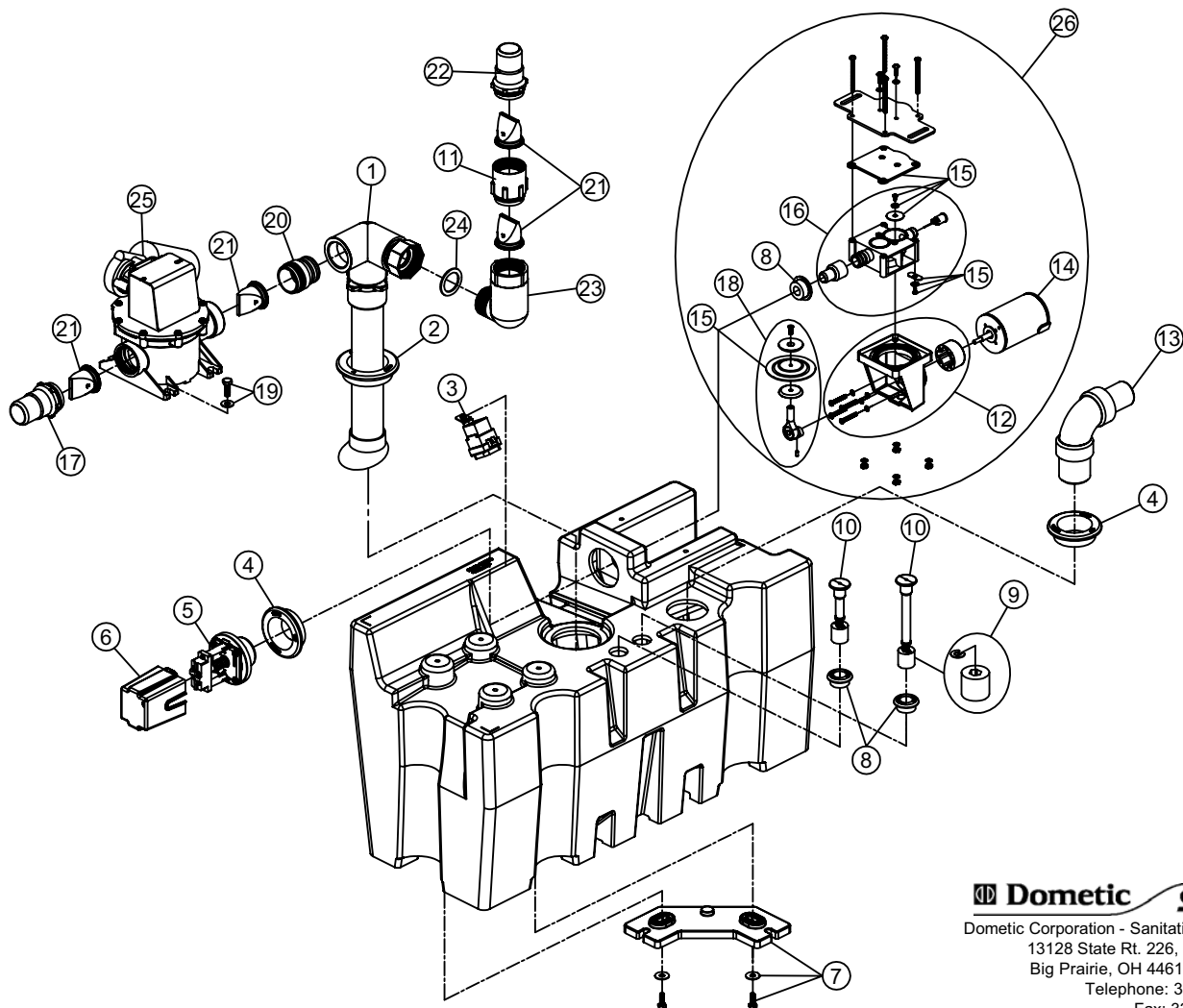
PARTS LIST: 317704501 VT4501-STRAIGHT DIS'G 317704502 VT4502-ELBOW DIS'G

ITEM	PART NO.	DESCRIPTION	ITEM	PART NO.	DESCRIPTION
1	385311435	KIT, VT4500 DIPTUBE W/ELBOW	13	385310635	KIT, INLET ELBOW-UNISEAL (INCLUDES ITEM 4)
2	385311110	2" SEALING GROMMET	14	385311439	KIT, VT4500 MOTOR REPL
3	385310842	KIT, RELAY/BACKET-12VDC	15	385311040	VALVE REPLACEMENT KIT VT 4500 SERIES
4	385311111	1-1/2" SEALING GROMMET	16	385311440	KIT, VHT AP VALVE REPL-ELX (INC. 15)
5	385311436	KIT, VACUUM SWITCH (INCLUDES ITEM 4)	17	385311441	KIT, VT4500 DIPTUBE STRAIGHT (INCLUDES ITEM 2)
6	385311420	KIT, SNAP-ON VAC SW'CH CVR-BLK	18	385311442	KIT, VT4500 ECCENTRIC KIT
7	385311437	KIT, MOUNTING VT4500 SERIES (1 MTG. FOOT INC.)	19	385311315	KIT, NIPPLE-RH THREADS
8	385311164	1/2" SEALING GROMMET	20	385310076	KIT, DUCKBILL VALVE
9	385311103	KIT, SWITCH FLOAT & LOCK RING	21	385311450	KIT, AIRPUMP & MOT COMP'T (INC. ITEMS 8,12 & 14-16,18)
10	385311253	KIT, ADJ IND'V LEVEL IND'C-12" (INCLUDES ITEM 8)	N/S	385311443	KIT, 3/4-FULL PNL & HARNESS
11	385311316	KIT, VALVE ADAPTER-RH THREADS			
12	385311438	KIT, VT4500 MOTOR ASSY (INCLUDES ITEM 14,18)			



PARTS LIST: 317704511 VT4511-T12/SWIVEL DIS'G

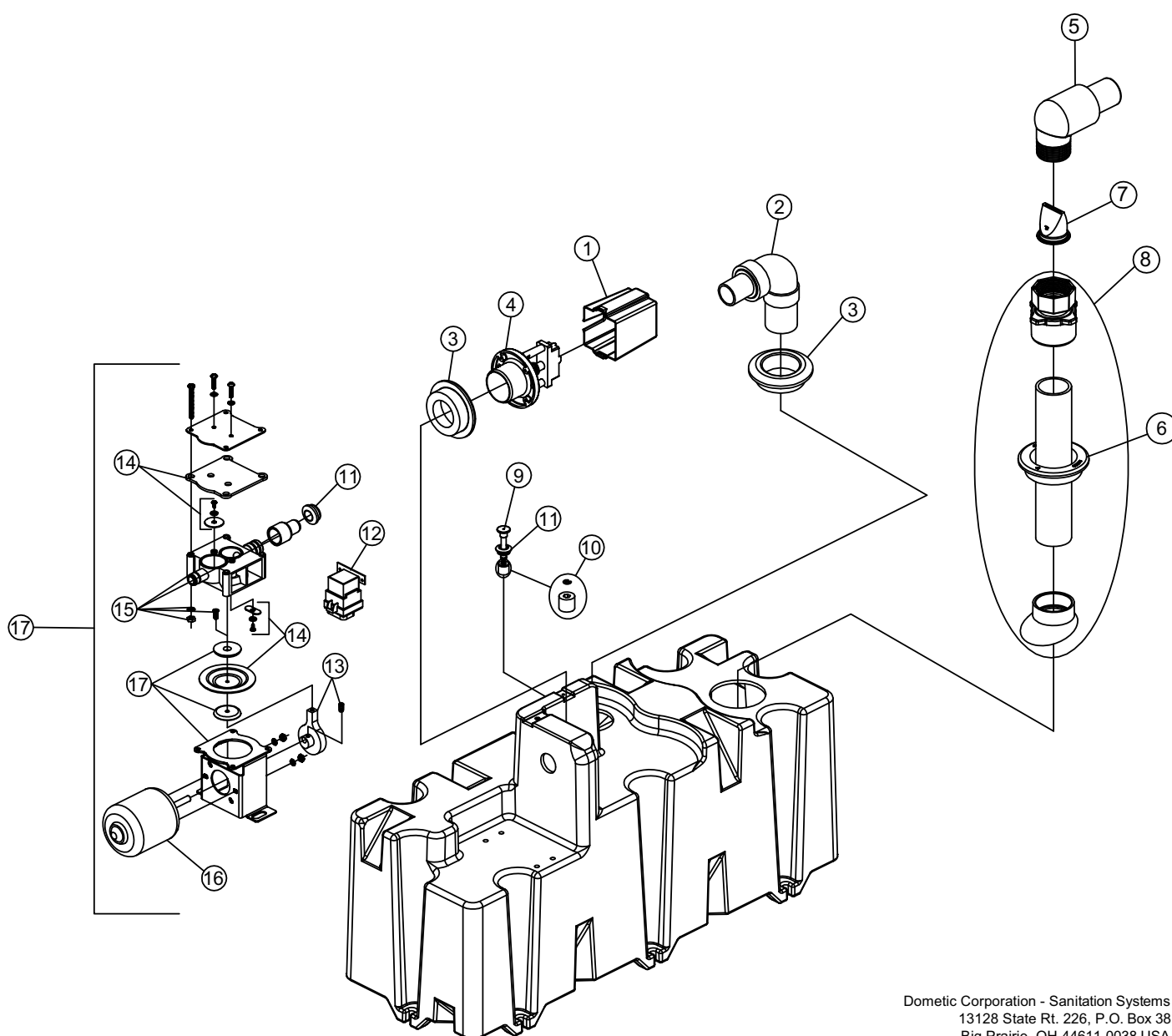
ITEM	PART NO.	DESCRIPTION	ITEM	PART NO.	DESCRIPTION
1	385311444	KIT, VT4500 DIPTUBE 3W/SWIVEL (INC. ITEM 2)	17	600340669	NIPPLE, VALVE-T PUMP
2	385311110	2" SEALING GROMMET	18	385311442	KIT, DIAPHRAM AND ECCENTRIC 4500 SERIES
3	385310842	KIT, RELAY/BACKET-12VDC	19	385311163	KIT, MTG HARDWARE PUMP TO TANK
4	385311111	1-1/2" SEALING GROMMET	20	385311445	KIT, FITTING, PUMP ADPT-LH 1-1/2"
5	385311436	SB VACUUM SWITCH (INC. ITEM 4)	21	385310076	KIT, DUCKBILL VALVE
6	385311420	KIT, SNAP-ON VAC SWITCH COVER	22	385311315	KIT, NIPPLE-RH THREADS
7	385311437	KIT, MOUNTING VT4500 SERIES	23	385311455	KIT, VT4511 DISCHARGE ELBOW (INC. ITEM 24)
8	385311164	1/2" SEALING GROMMET	24	385311233	KIT, SLIP SEAL 1-1/2" REPL
9	385311103	KIT, SWITCH FLOAT & LOCK RING	25	N/A	SEE PUMP EXPLODED PARTS LIST
10	385311253	FULL LEVEL INDICATOR KIT 1ea. (INCLUDES ITEM 8)	26	385311450	4500 AIR PUMP COMP (INC. ITEMS 8, 12 & 14-16, 18)
11	385311316	KIT, VALVE ADAPTER-RH THREADS	N/S	385311443	KIT, 3/4-FULL PNL & HARNESS
12	385311438	KIT, MOTOR ASSEMBLY (INC. ITEMS 14, 18)			
13	385310635	KIT, INLET ELBOW-UNISEAL (INC. ITEM 4)			
14	385311439	KIT, VT4500 MOTOR REPL			
15	385311040	VALVE REPLACEMENT KIT VT 4500 SERIES			
16	385311440	KIT, VHT AP VALVE REPL-ELX (INC. 15)			



Dometic *Sealand*
Dometic Corporation - Sanitation Systems
13128 State Rt. 226, P.O. Box 38
Big Prairie, OH 44611-0038 USA
Telephone: 330-496-3211
Fax: 330-496-3097
Email: sealand@dometicusa.com

PARTS LIST: VACUUM HOLDING TANK MODEL - 317769612

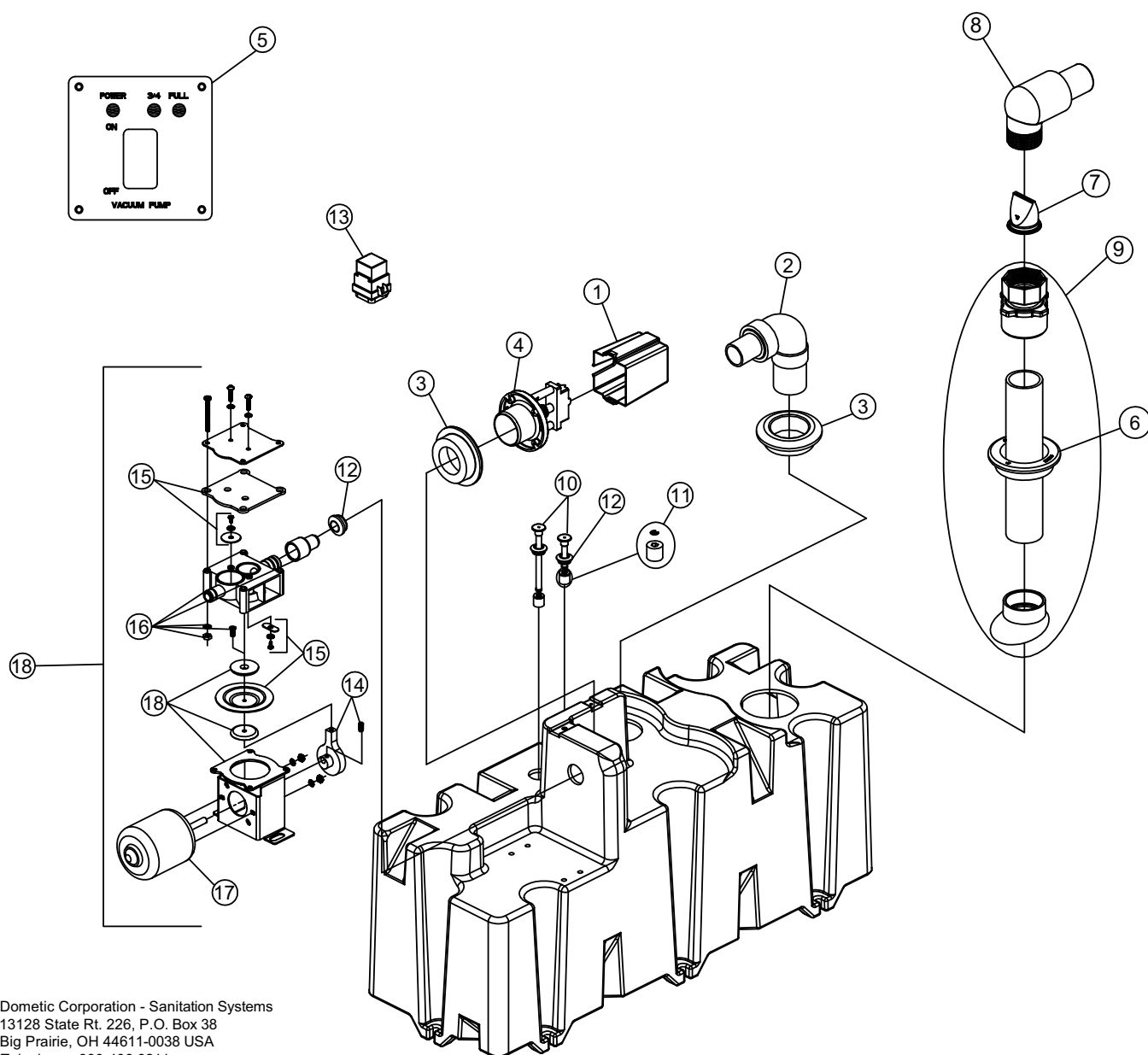
ITEM	PART NO.		ITEM	PART NO.	DESCRIPTION
1	385311420	KIT, SNAP-ON VAC SW'CH CVR-BLK	10	385311103	KIT, SWITCH FLOAT & LOCK RING
2	385310635	KIT, INLET ELBOW-UNISEAL (INC 3)	11	385311164	KIT, SEALING GROMMET 1/2"
3	385311111	KIT, SEALING GROMMET 1-1/2"	12	385311565	KIT, RELAY 12 (381233226)
4	385311436	KIT, VACUUM SWITCH (INC 3)	13	385310631	KIT, CONNECTING ROD-AIR PUMP
5	385311069	KIT, THR'D ELBOW W/HOSE ADAPT	14	385311040	KIT, VHT AP VALVE REP'L
6	385311110	KIT, SEALING GROMMET 2"	15	385311440	KIT, VT4500 AIRPUMP ASSY (INC 14)
7	385310076	KIT, DB VALVE 1-1/2"-BLACK (2)	16	385310664	KIT, MOTOR-VHT
8	385311421	KIT, DIPTUBE W/SWIVEL NUT (INC 6)	17	385310642	VHT AIR PUMP COMP (INC 13,14,15,16)
9	385310629	KIT, FULL INDICATOR-VHT (INC 11)	N/S	385310842	KIT, RELAY/BACKET-12VDC



Dometic Corporation - Sanitation Systems
13128 State Rt. 226, P.O. Box 38
Big Prairie, OH 44611-0038 USA
Telephone: 330-496-3211
Fax: 330-496-3097
Email: sealand@dometicusa.com

PARTS LIST: VHT MODEL - 317769512

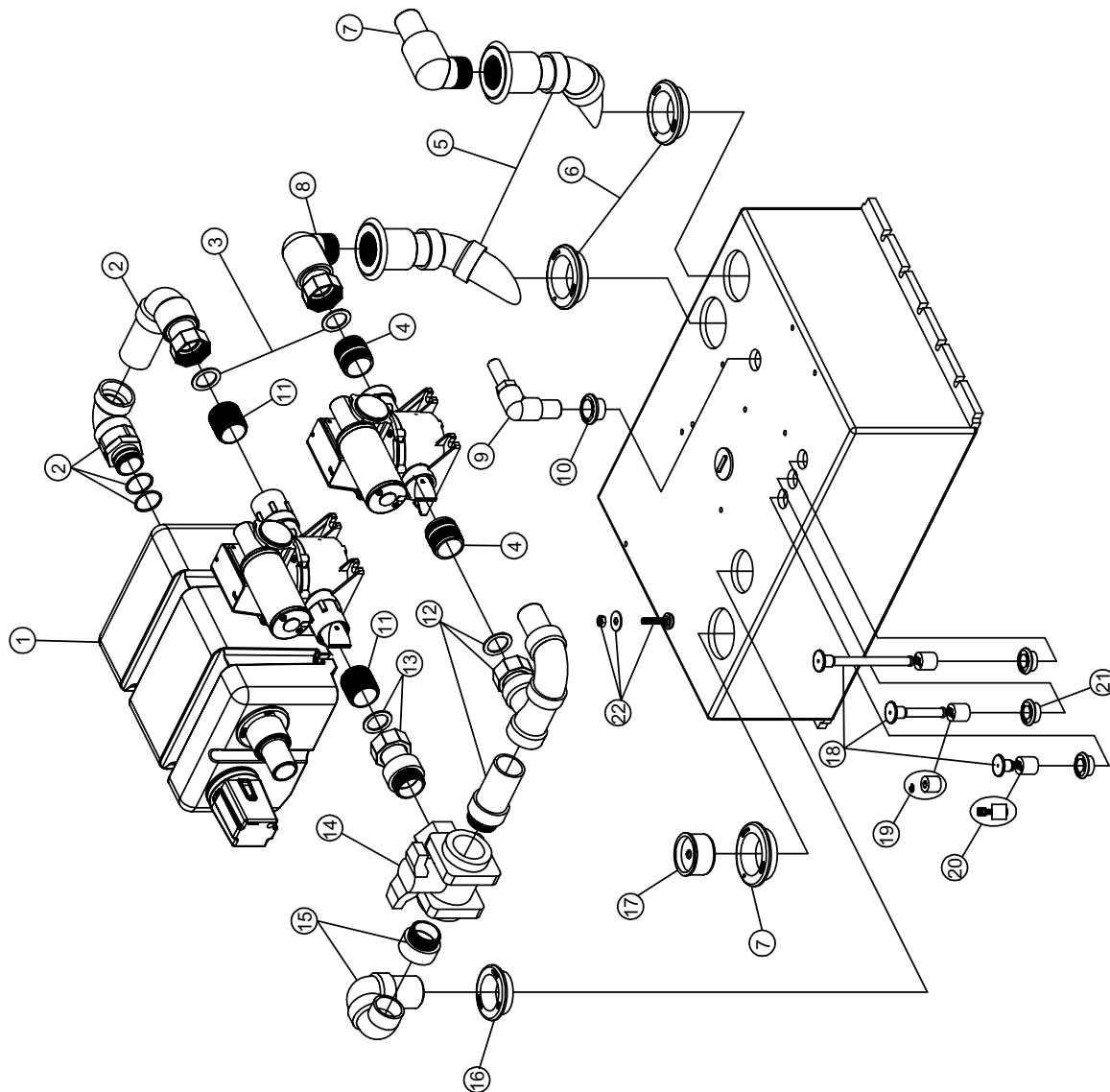
ITEM	PART NO.	DESCRIPTION	ITEM	PART NO.	DESCRIPTION
1	385311420	KIT, SNAP-ON VAC SWITCH COVER	11	385311103	KIT, SWITCH FLOAT & LOCK RING
2	385310635	KIT, INLET ELBOW-UNISEAL (INC 3)	12	385311164	KIT, SEALING GROMMET 1/2"
3	385311111	KIT, SEALING GROMMET 1-1/2"	13	385311263	KIT, RELAY 3/4-FULL ASSY
4	385311436	KIT, VACUUM SWITCH (INC 3)	14	385310631	KIT, CONNECTING ROD-AIR PUMP
5	385311494	KIT, TANK LEVEL PNL 202-WHT	15	385311040	KIT, VHT AP VALVE REP'L
6	385311110	KIT, SEALING GROMMET 2"	16	385311440	KIT, VT4500 AIRPUMP ASSY(INC 15)
7	385310076	KIT, DB VALVE 1-1/2"-BLACK (2)	17	385310664	KIT, MOTOR-VHT
8	385311069	KIT, THR'D ELBOW W/HOSE ADAPT	18	385310642	KIT, VHT AIR PUMP-COMP (INC 14,15,16,17)
9	385311421	KIT, DIPTUBE W/SWIVEL NUT (INC 6)	N/S	385310842	KIT, RELAY/BACKET-12VDC
10	385311271	KIT, LEVEL IN'D(CHAP381231794) (INC 12)			



Dometic Corporation - Sanitation Systems
13128 State Rt. 226, P.O. Box 38
Big Prairie, OH 44611-0038 USA
Telephone: 330-496-3211
Fax: 330-496-3097
Email: sealand@dometicusa.com

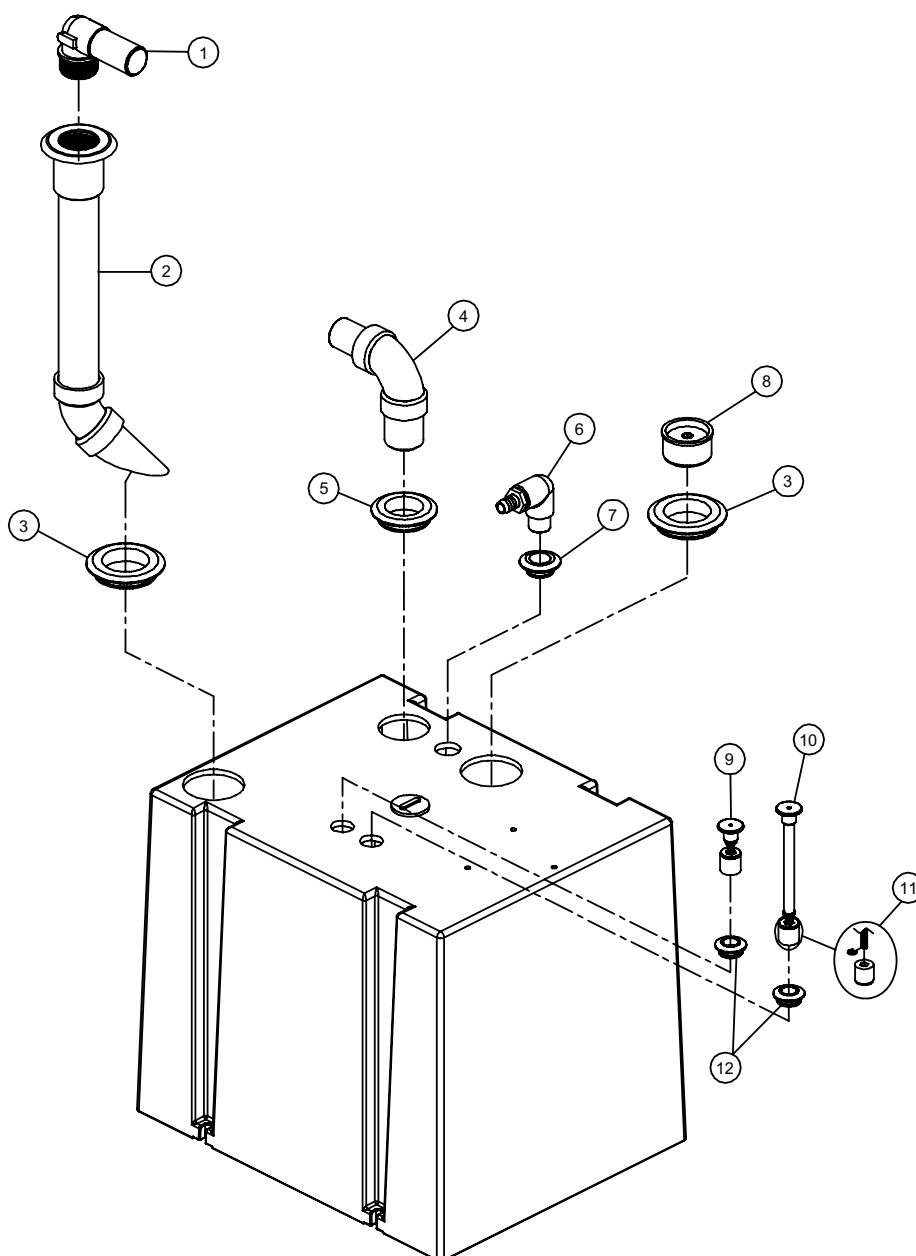
PARTS LIST: MODEL 322501401 - HD TANK 14G T12/VG4 DTP

ITEM	PART NO.	DESCRIPTION
1	N/A	SEE LPVG EXPLODED PARTS LIST
2	385311474	KIT, LPVG PLUMBING-381231132 (INC.3)
3	385311233	KIT, SLIP SEAL 1-1/2" REPL
4	385640370	KIT, LH/RH THREAD ADAPTER
5	385310660	KIT, DIPTUBE (INC. 6)
6	385311110	GROMMET, SEALING 2"
7	385311069	KIT, THRD ELBOW W/HOSE ADAPT
8	385311328	KIT, SWIVEL ELBOW ASSY (INC.3)
9	385311334	KIT, 3/4" ELBOW/UNISEAL (INC. 10)
10	385311112	GROMMET, SEALING 3/4"
11	385311272	KIT, 1-1/2" CLOSED NIP(MACH'N)
12	385311415	KIT, T-PUMP OUTLET 322501401
13	385311476	KIT, THREADED TANK INLET
14	385311475	VALVE, 3-WAY 1-1/2FPT/1-1/2PRT
15	385311414	KIT, VG OUTLET 322501401(INC.15)
16	385311111	KIT, SEALING GROMMET 1-1/2"
17	313255247	TANK SAVER, 1-1/2" (INC. 7)
18	385311416	KIT, LEVEL IND (322501401) (INC.21)
19	385311103	FLOAT AND LOCK RING
20	385230268	KIT, FLOAT/STEM (THREADED)
21	385311164	KIT, SEALING GROMMET 1/2"
22	385310939	KIT, COMP MTG INSERT HD TANK



PARTS LIST: 25 Gallon HTS 322002501

ITEM	PART NO.	DESCRIPTION	ITEM	PART NO.	DESCRIPTION
1	385311251	1-1/2" MPT ELBOW - 90°	8	313255247	1-1/2" TANKSAVER VALVE (inc. item 3)
2	385310660	UNIVERSAL DIPTUBE (inc. item 3)	9	313900101	TANK FULL FLOAT (inc. item 12)
3	385311110	GROMMET SEALING 2"	10	385310934	MID LEVEL INDICATOR (inc. item 12)
4	385310635	INLET ELBOW (inc. item 5)	11	385311103	LOCK RING & FLOAT KIT
5	385311111	GROMMET SEALING 1 1/2"	12	385311164	GROMMET SEALING 1/2"
6	385311073	VENT ELBOW (inc. item 7)	13	385311277	KIT, PANEL-3/4 & FULL TW
7	385311112	GROMMET SEALING 3/4"			

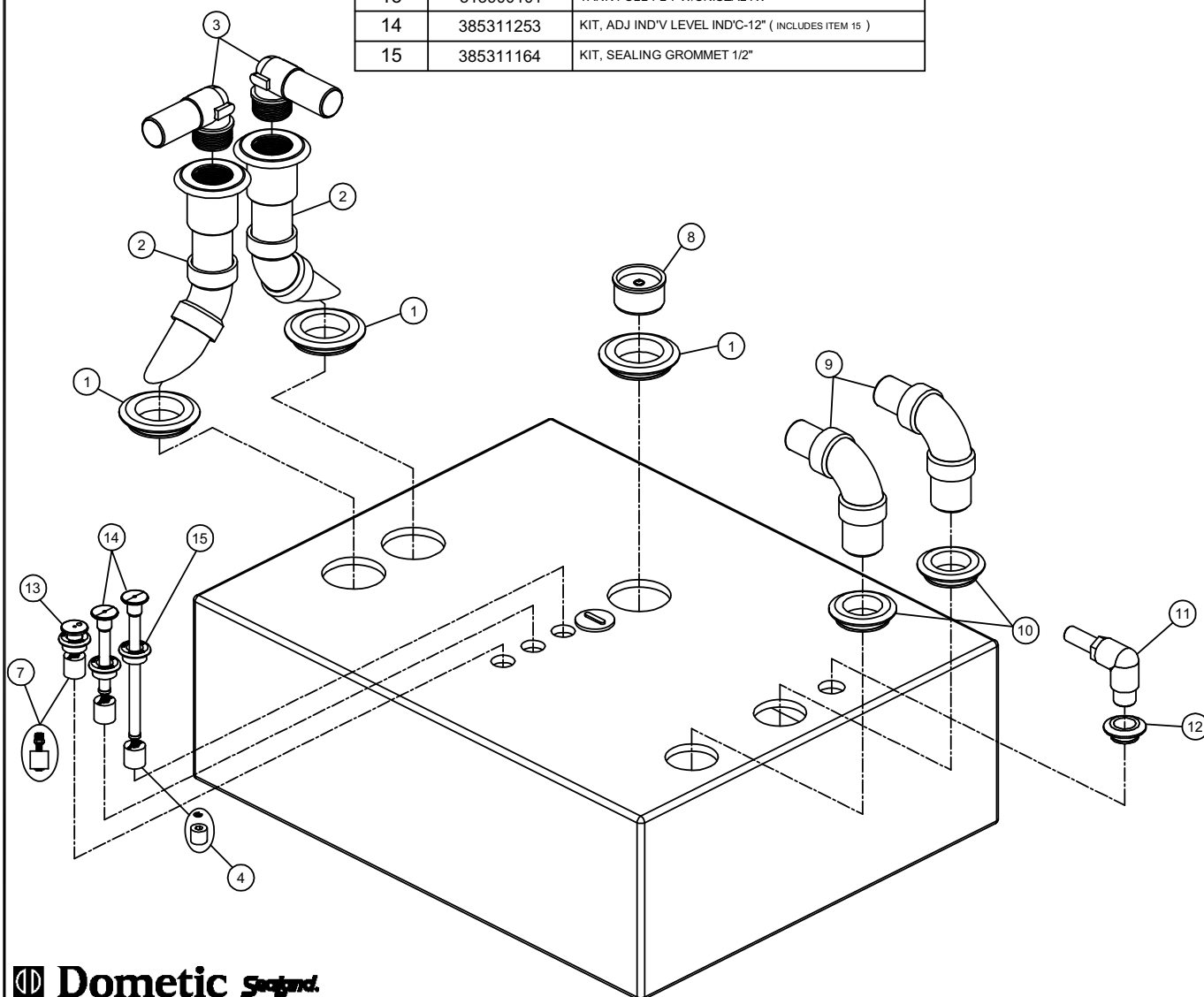


Dometic *Sealand*

Dometic Corporation - Sanitation Systems
13128 State Rt. 226, P.O. Box 38
Big Prairie, OH 44611-0038 USA
Telephone: 330-496-3211
Fax: 330-496-3097
Email: sealand@dometicusa.com

PARTS LIST: 27 HTS 322402703

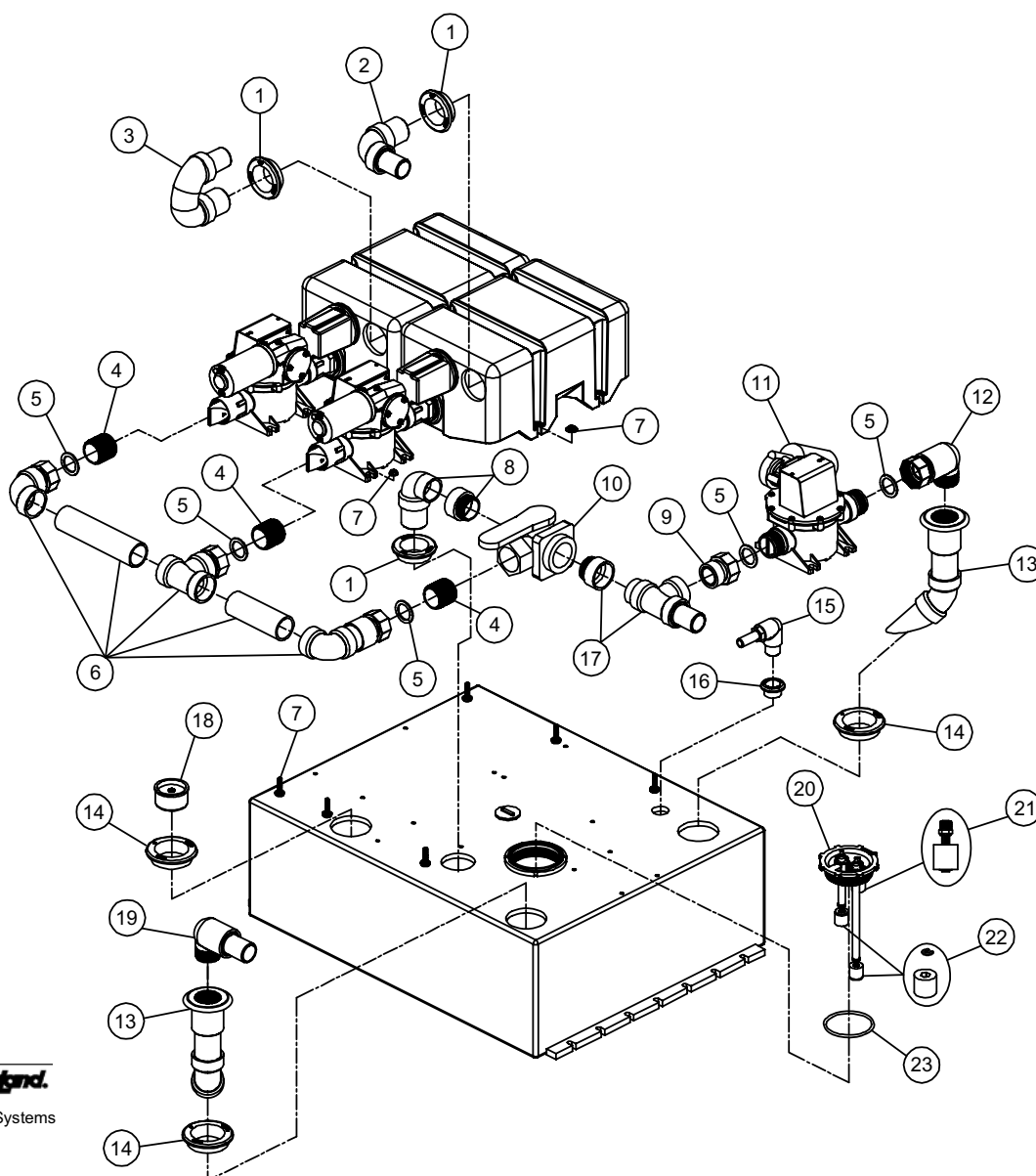
ITEM	PART NO.	DESCRIPTION
1	385311110	KIT, SEALING GROMMET 2"
2	385310660	KIT, DIP TUBE-UNIVERSAL (INCLUDES ITEM 1)
3	385311251	FITTING, 90 DEGREE X 1-1/2"MPT
4	385311103	KIT, SWITCH FLOAT & LOCK RING
5	385311250	O'RING,3-5/8OD X3/16THK-TW
6	313000355	TWIII LEVEL CAP W/O VENT (INCLUDES ITEM 5)
7	385230268	KIT, FLOAT/STEM (THREADED)
8	313255247	TANKSAVER 1-1/2" (INCLUDES ITEM 1)
9	385310635	KIT, INLET ELBOW-UNISEAL (INCLUDES ITEM 10)
10	385311111	KIT, SEALING GROMMET 1-1/2"
11	385310938	KIT, INLET ELBOW 3/4" (INCLUDES ITEM 12)
12	385311112	KIT, SEALING GROMMET 3/4"
13	313900101	TANK FULL FL'T W/UNISEAL RV
14	385311253	KIT, ADJ IND'V LEVEL IND'C-12" (INCLUDES ITEM 15)
15	385311164	KIT, SEALING GROMMET 1/2"



Dometic Corporation - Sanitation Systems
13128 State Rt. 226, P.O. Box 38
Big Prairie, OH 44611-0038 USA
Telephone: 330-496-3211
Fax: 330-496-3097
Email: sealand@dometicus.com

PARTS LIST: 322502701 HD TANK 28G-HTS/2LPVG-SUNS'K

ITEM	PART NO.	DESCRIPTION	ITEM	PART NO.	DESCRIPTION
1	385311111	KIT, SEALING GROMMET 1-1/2"	13	385310660	KIT, DIP TUBE-UNIVERSAL (INCLUDES ITEM 14)
2	385310635	KIT, INLET ELBOW-UNISEAL (INCLUDES ITEM 1)	14	385311110	KIT, SEALING GROMMET 2"
3	385311342	180° INLET (INCLUDES ITEM 1)	15	385310883	KIT, 3/4" ELBOW/UNISEAL (INCLUDES ITEM 16)
4	388640366	NIPPLE, 1-1/2" CLOSE (MACH'D)	16	385311112	KIT, SEALING GROMMET 3/4"
5	385311233	KIT, SLIP SEAL 1-1/2" REPL	17	385311345	T-PUMP VALVE FITTING (INCLUDES ITEM 5 & 9)
6	385311343	VGLP PIPING (INCLUDES ITEM 5)	18	313255247	TANKSAVER 1-1/2" (INCLUDES ITEM 14)
7	385310939	KIT, COMP MTG INSERT HD TANK	19	385311069	KIT, THR'D ELBOW W/HOSE ADAPT
8	385311344	TANK INLET (322502701) (INCLUDES ITEM 1)	20	385311346	TW-CAP (INCLUDES ITEM 23)
9	N/A		21	385230268	KIT, FLOAT/STEM (THREADED)
10	385311309	KIT, 3-WAY 1-1/2FPT-PAD HAND	22	385311103	KIT, SWITCH FLOAT & LOCK RING
11	385311311	KIT, T24 W/HARNESS (322404006) (INCLUDES ITEM 5 & 9 (2EA))	23	385311250	O'RING,3-5/8OD X3/16THK-TW
12	385311069	KIT, THR'D ELBOW W/HOSE ADAPT (INCLUDES ITEM 5)			

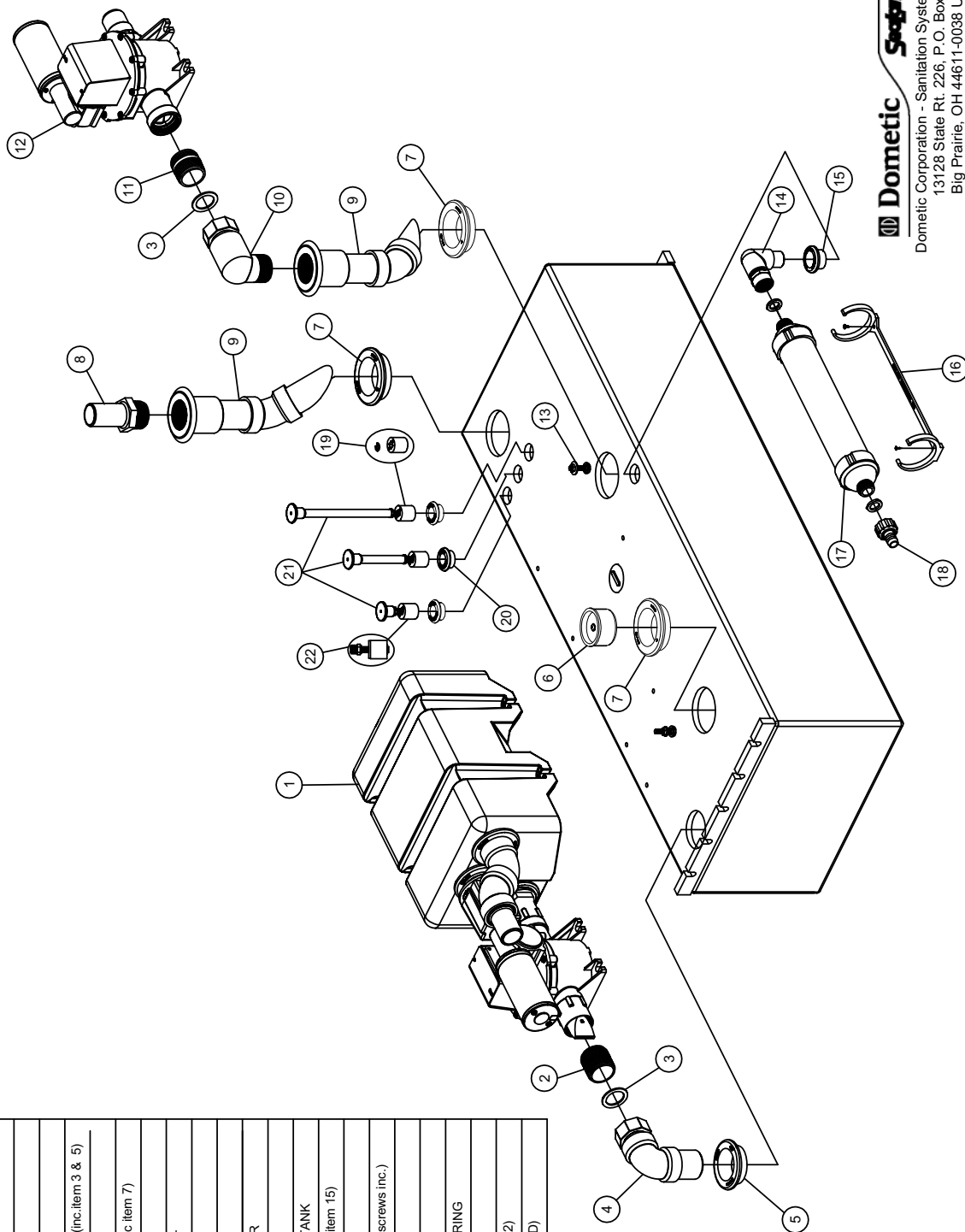


Dometic Corporation - Sanitation Systems
13128 State Rt. 226, P.O. Box 38
Big Prairie, OH 44611-0038 USA
Telephone: 330-496-3211
Fax: 330-496-3097
Email: sealand@dometicusa.com

PARTS LIST: 29 Gal. HTS 322502901-322502902

ITEM	PART NO.	DESCRIPTION
1	N/A	SEE VGLP PARTS LIST
2	385311272	1-1/2" CLOSE NIPPLE
3	385311233	1-1/2" SLIP JOINT SEAL
4	385311092	INLET ELBOW W/SWIV CON. (inc. item 3 & 5)
5	385311111	1-1/2" SEALING GROMMET
6	313255247	1-1/2" TANKSAVER VALVE (inc. item 7)
7	385311110	2" SEALING GROMMET
8	600342807	STRAIGHT FITTING 1-1/2" MPT
9	385310660	DIPTUBE KIT (inc. item 7)
10	385311328	QUICK COT ELBOW
11	385640370	KIT, LH/RH THREAD ADAPTER
12	*360411200	T-PUMP 12VDC W/DEUTSCH
13	385310939	KIT, COMP MTG INSERT HD TANK
14	385311091	VENT ELBOW INLET KIT (inc. item 15)
15	385311112	3/4" SEALING GROMMET
16	385311106	VENT FILTER BRACKET KIT (screws inc.)
17	309310001	REPLACEMENT FILTER
18	385310135	VENT FILTER FITTINGS
19	385311103	KIT, SWITCH FLOAT & LOCK RING
20	385311164	KIT, SEALING GROMMET 1/2"
21	385311372	KIT, LEVEL IND (322502901-02)
22	385230268	KIT, FLOAT/STEM (THREADED)

*PUMP IS USED ON MODEL 322502902



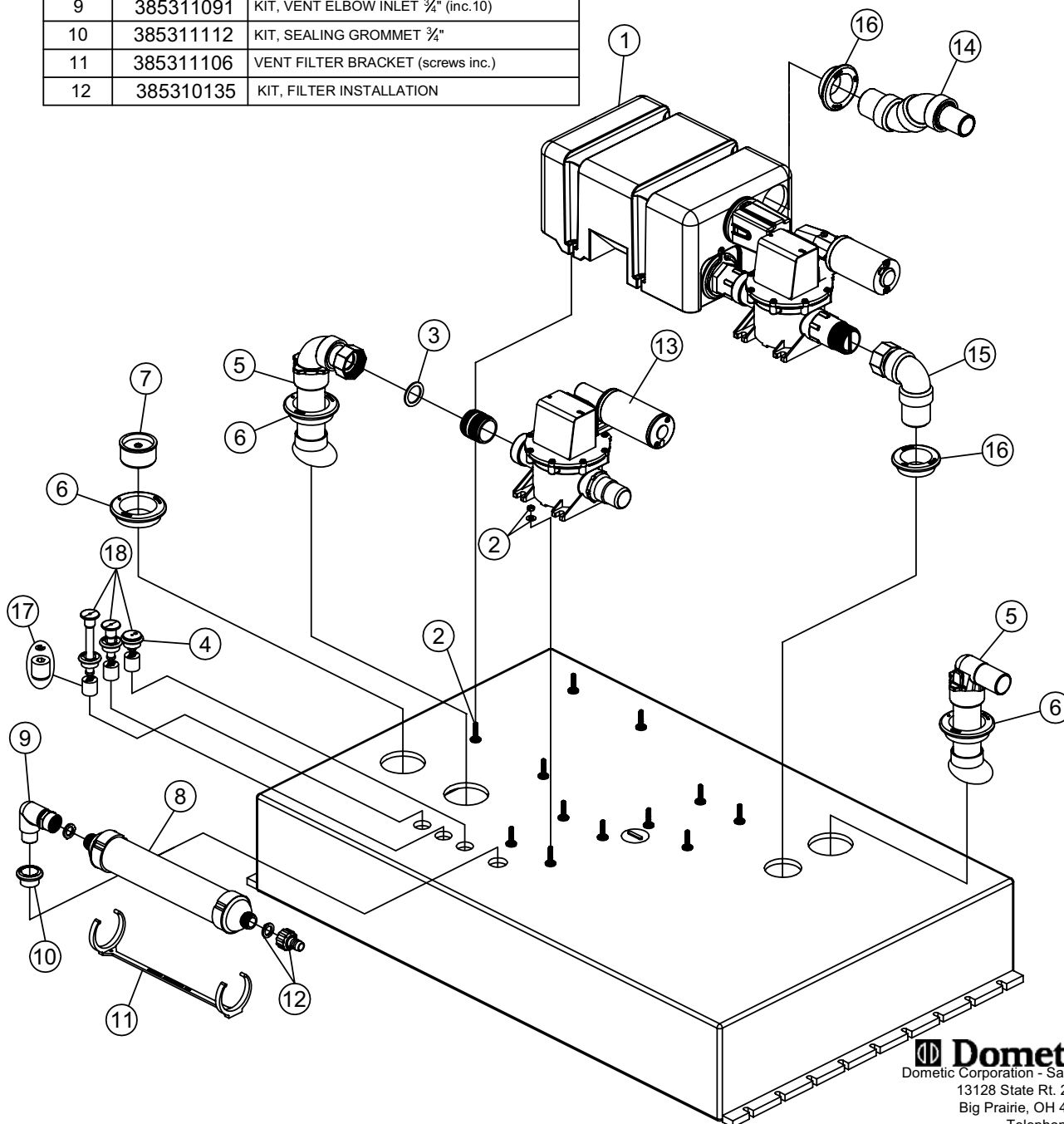
Dometic

Sealand

Dometic Corporation - Sanitation Systems
13128 State Rt. 226, P.O. Box 38
Big Prairie, OH 44611-0038 USA
Telephone: 330-496-3211
Fax: 330-496-3097
Email: sealand@dometicusa.com

PARTS LIST: 34.4 GAL 322503402

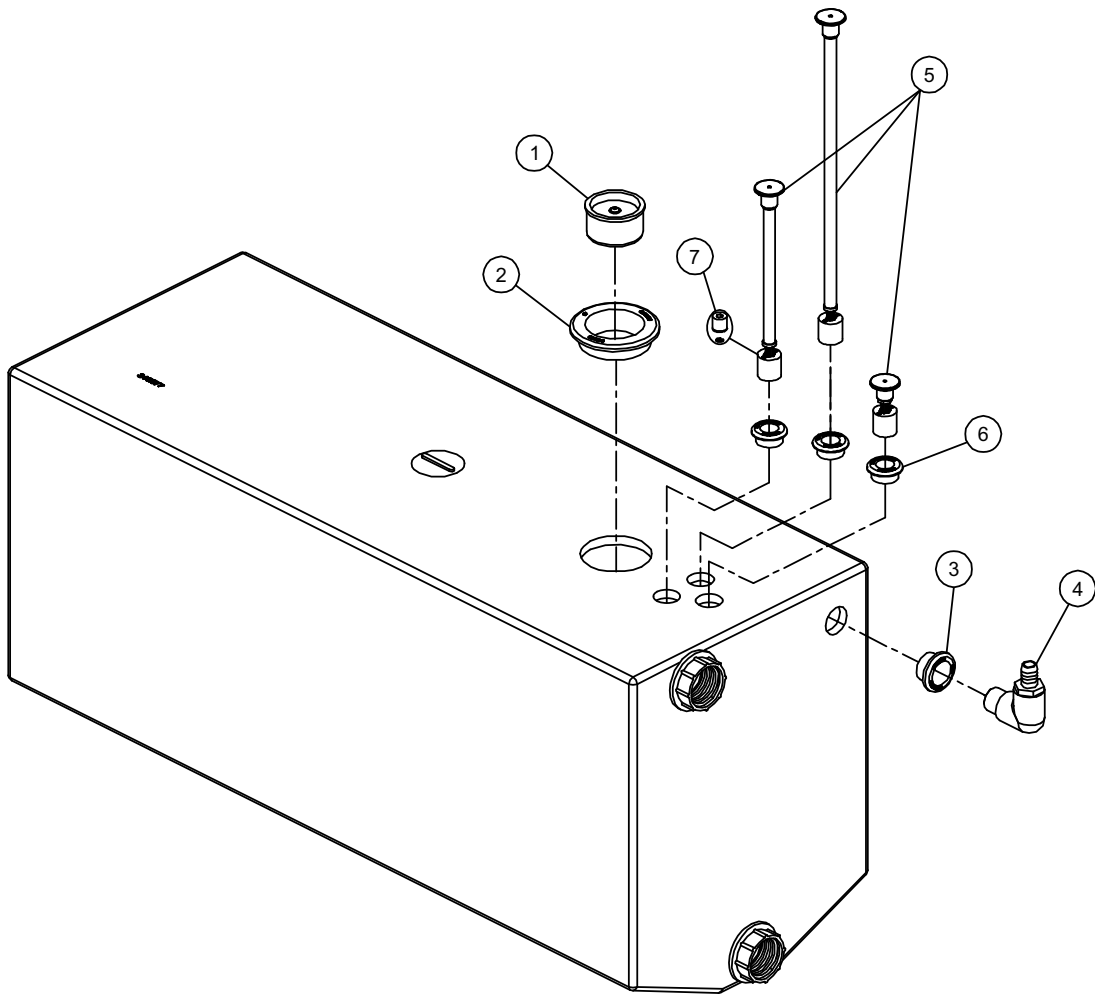
ITEM	PART NO.	DESCRIPTION	ITEM	PART NO.	DESCRIPTION
1	N/A	SEE LPVG PARTS LIST	13	N/A	SEE PUMP PARTS LIST
2	385310939	KIT, COMP MTG INSERT HD TANK	14	385310787	KIT, 45 INLET ELBOW/UNISEALS
3	385311233	KIT, SLIP SEAL 1-1/2" REP'L	15	385311092	KIT, INLET ELBOW W/SWIV CON
4	385311164	KIT, SEALING GROMMET 1/2"	16	385311111	1 1/2" SEALING GROMMET KIT
5	385311596	KIT, DIPT LRG SWEEP EL/NUT (inc. 6)	17	385311103	KIT, SWITCH FLOAT & LOCK RING
6	385311110	2" SEALING GROMMET KIT	18	385311433	KIT, LEVEL IN'D (322503401-02)
7	313255247	TANKSAVER (inc.6)			
8	309310001	VENT FILTER			
9	385311091	KIT, VENT ELBOW INLET 3/4" (inc.10)			
10	385311112	KIT, SEALING GROMMET 3/4"			
11	385311106	VENT FILTER BRACKET (screws inc.)			
12	385310135	KIT, FILTER INSTALLATION			



Dometic *Sealand*
Dometic Corporation - Sanitation Systems
13128 State Rt. 226, P.O. Box 38
Big Prairie, OH 44611-0038 USA
Telephone: 330-496-3211
Fax: 330-496-3097
Email: sealand@dometicusa.com

PARTS LIST: MODEL 322403501 35 GAL.

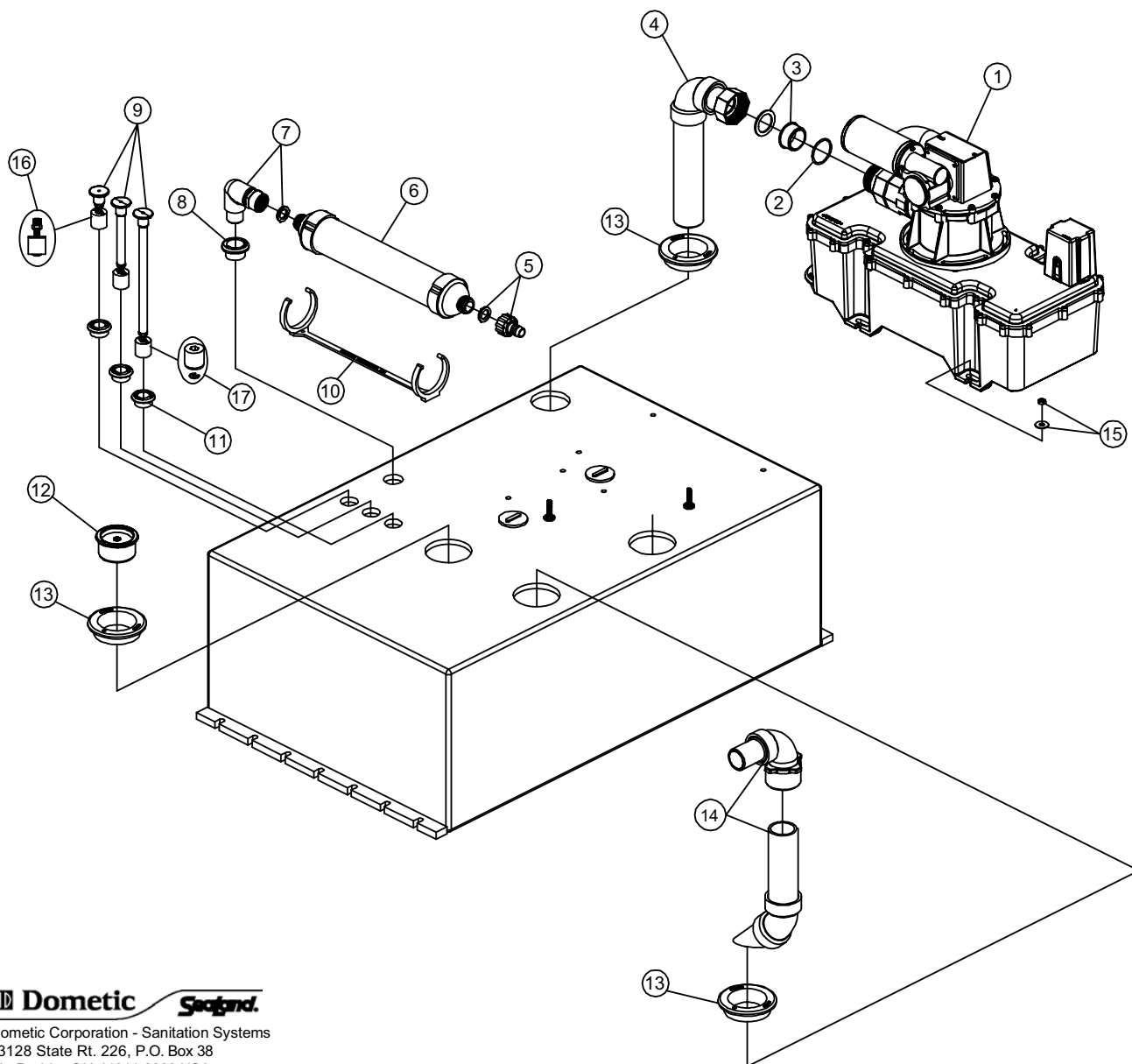
ITEM	PART NO.	DESCRIPTION
1	313255247	TANK SAVER, 1- $\frac{1}{2}$ " (includes item 2)
2	385311110	GROMMET, SEALING 2"
3	385311112	GROMMET, SEALING $\frac{3}{4}$ "
4	385311073	VENT ELBOW (includes item 3)
5	385311377	LEVEL INDICATOR KIT (includes item 6)
6	385311164	GROMMET, SEALING $\frac{1}{2}$ "
7	385311103	KIT, SWITCH FLOAT & LOCK RING



Dometic Corporation - Sanitation Systems
13128 State Rt. 226, P.O. Box 38
Big Prairie, OH 44611-0038 USA
Telephone: 330-496-3211
Fax: 330-496-3097
Email: sealand@dometicusa.com

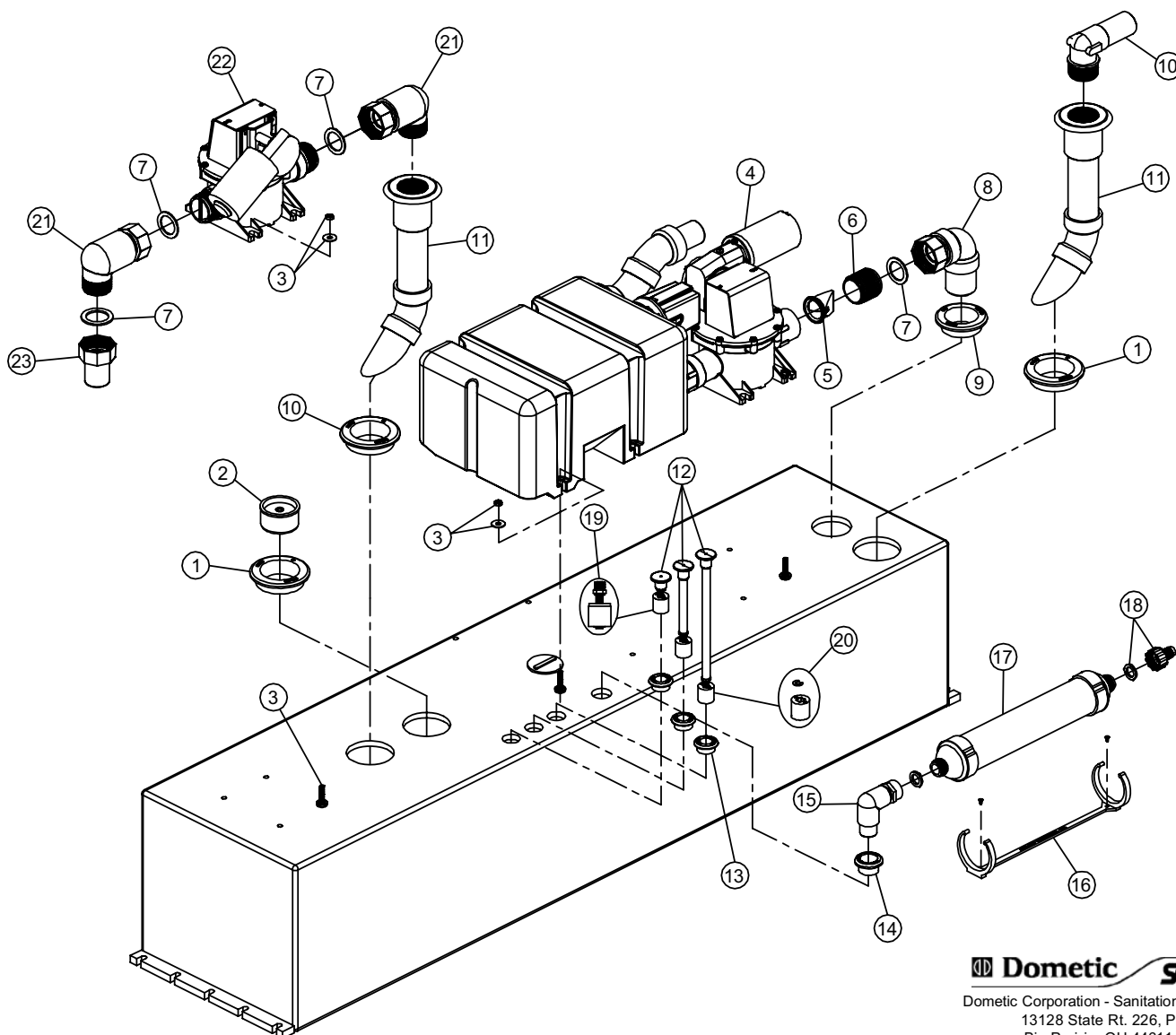
PARTS LIST: 36.5 Gal. HTS 322503601

ITEM	PART NO.	DESCRIPTION	ITEM	PART NO.	DESCRIPTION
1	N/A	SEE VG4 PARTS LIST	8	385311112	¾" SEALING GROMMET
2	385311238	KIT, O'RING REPL-VG4 FITTINGS	9	385311107	KIT, LEVEL IND (600344923 TK) (INC. 11)
3	385311237	KIT, SLIP SEAL ADAPTER-VG4	10	385311106	VENT FILTER BRACKET
4	385311574	KIT, OUTLET TO TANK/QUICK CON (INC 3)	11	385311164	KIT, SEALING GROMMET ½"
5	385310135	KIT, FILTER INSTALLATION	12	385255247	TANKSAVER 1-1/2" (INC. 13)
6	309310001	HOLDING TANK REPL FILTER	13	385311110	2" SEALING GROMMET (1 per)
7	385311091	VENT ELBOW INLET KIT (INC. 8)	14	385311573	KIT, DIPTUBE 90° ELBOW GLUED (INC. 13)
			15	385310939	KIT, COM/P MTG INSERT HD TANK
			16	385230268	KIT, FLOAT/STEM (THREADED)
			17	385311103	KIT, SWITCH FLOAT & LOCK RING



PARTS LIST: 36 Gal. HTS 322503603

ITEM	PART NO.	DESCRIPTION	ITEM	PART NO.	DESCRIPTION
1	385311110	2" SEALING GROMMET (1 per)	13	385311164	KIT, SEALING GROMMET ½"
2	313255247	1-1/2" TANKSAVER VALVE (inc.item 1)	14	385311112	¾" SEALING GROMMET
3	385310939	KIT, COMP MTG INSERT HD TANK	15	385311091	KIT, VENT ELBOW INLET 3/4" (inc. item 14)
4	N/A	SEE VG PARTS LIST	16	385311106	VENT FILTER BRACKET (screws inc.)
5	385310076	KIT, DUCKBILL VALVE (2 per)	17	309310001	REPLACEMENT FILTER
6	385311272	KIT, 1-1/2" CLOSED NIP(MACH'N)	18	385310135	VENT FILTER FITTINGS
7	385311233	KIT, SLIP SEAL 1-1/2" REPL	19	385230268	KIT, FLOAT/STEM (THREADED)
8	385311092	KIT, INLET ELB SWIV CON (inc. item 7&9)	20	385311103	KIT, SWITCH FLOAT & LOCK RING
9	385311111	1-1/2" SEALING GROMMET (1 per)	21	385310931	KIT, QUICK CONNECT ELBOW (inc.item 7)
10	385311251	KIT, 90° ELBOW FITTING	22	N/A	SEE PUMP PARTS LIST
11	385310660	DIPTUBE KIT (inc. item 1)	23	385311033	KIT, 1" REDUCING ADAPTER (inc. item 7)
12	385311370	KIT, LEVEL IN'D HTS W/DT (inc.item 13)			



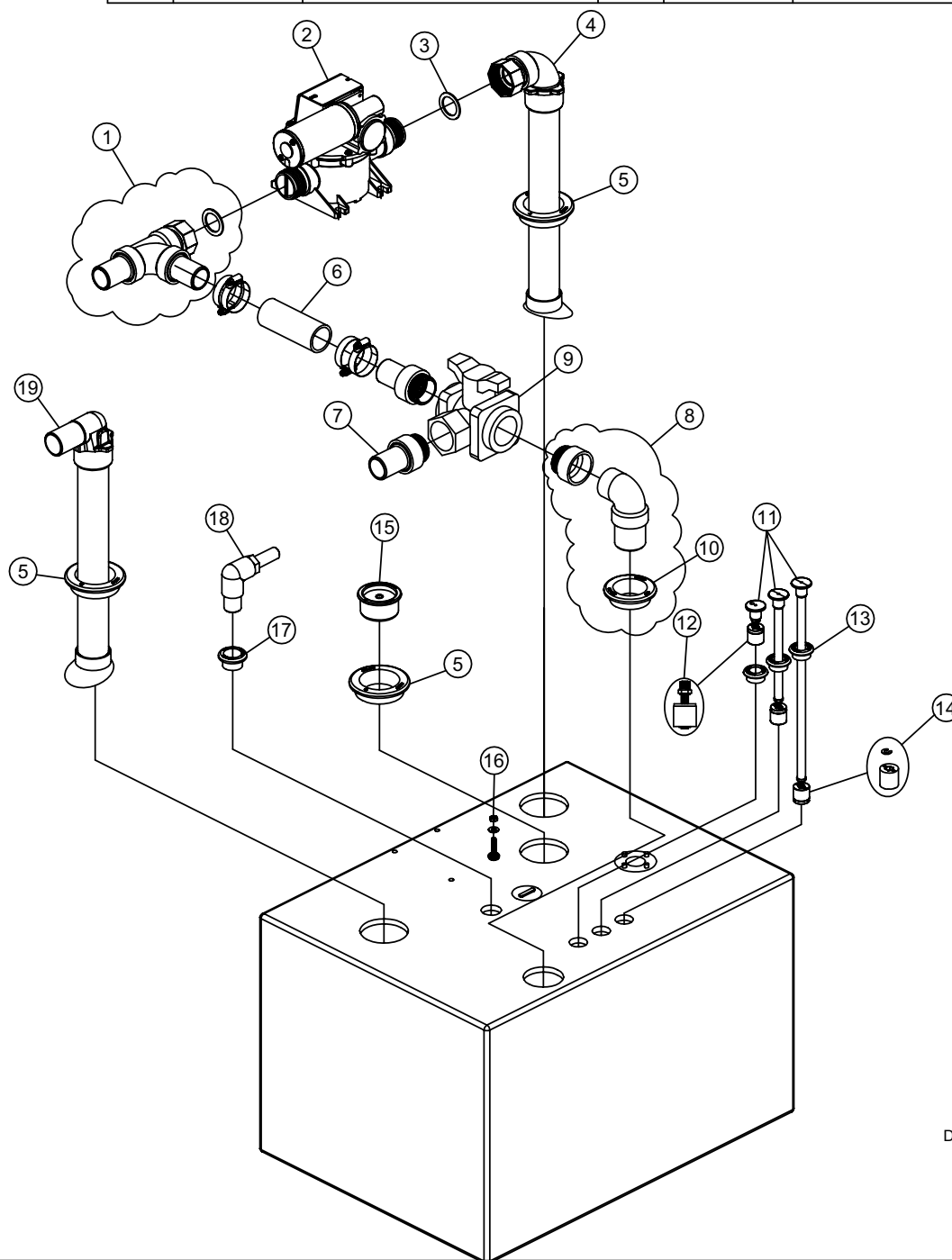
Dometic *Sealand*

Dometic Corporation - Sanitation Systems
13128 State Rt. 226, P.O. Box 38
Big Prairie, OH 44611-0038 USA
Telephone: 330-496-3211
Fax: 330-496-3097
Email: sealand@dometicusa.com

PARTS LIST: 322503605

HD TANK 36G/T24/DIV'T VALVE

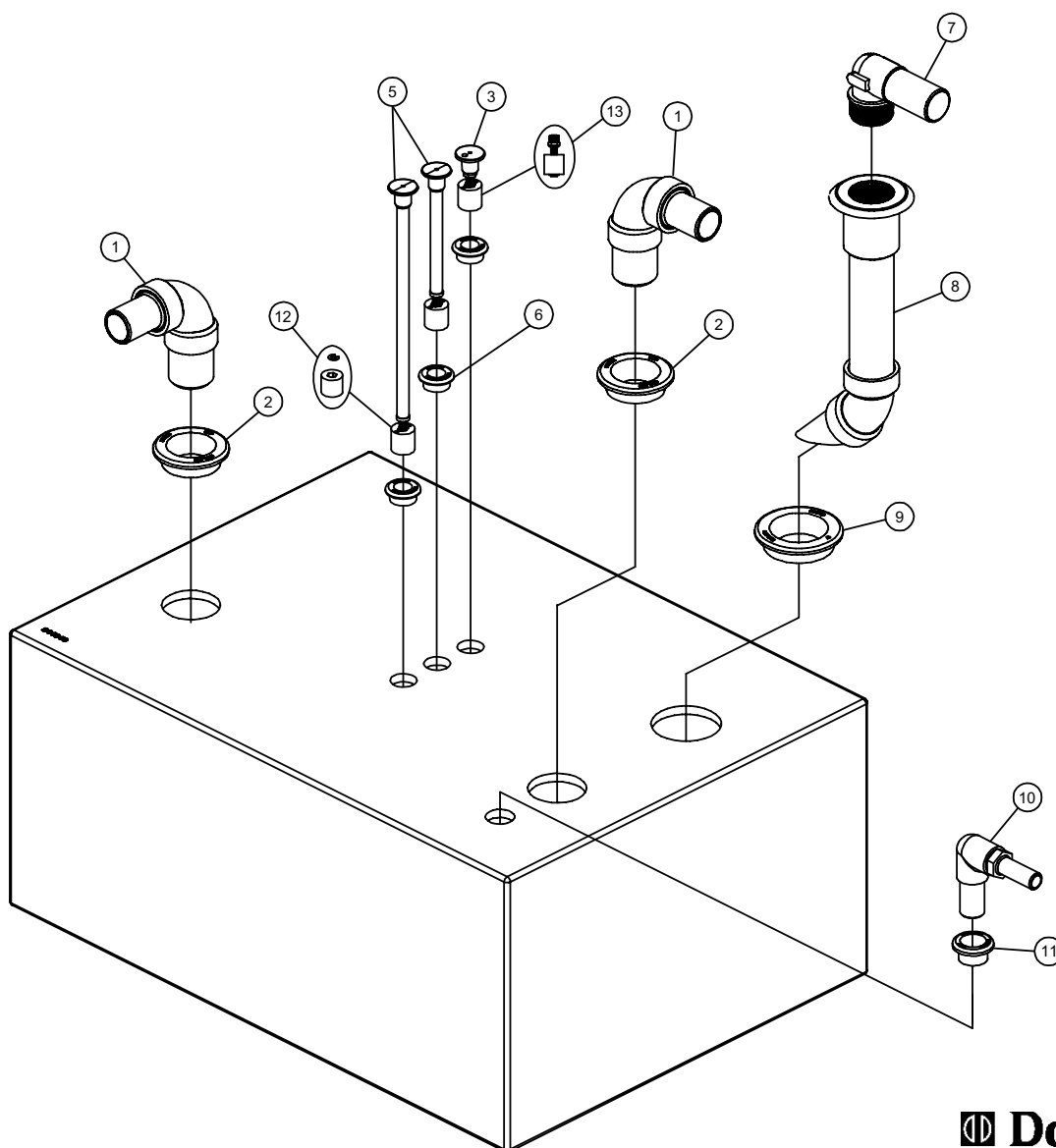
ITEM	PART NO.	DESCRIPTION	ITEM	PART NO.	DESCRIPTION
1	385311497	KIT, PL'B ASSY (381231196)	11	385311432	KIT, LEVEL IN'D M 6.375 - E13
2	N/A	SEE PUMP EXPLODED PARTS LIST	12	385311112	3/4" SEALING GROMMET
3	385311233	KIT, SLIP SEAL 1-1/2" REPL	13	385311091	KIT, VENT ELBOW INLET 3/4" (inc. item 14)
4	385311596	KIT, DIP'T LRG SWEEP EL/NUT	14	385311106	VENT FILTER BRACKET (screws inc.)
5	385311110	KIT, SEALING GROMMET 2"	15	309310001	REPLACEMENT FILTER
6	385311089	KIT, HD TK 1-1/2" HOSE REPL	16	385310135	VENT FILTER FITTINGS
7	385319059	KIT, 4000 SERIES TANK FITTINGS	17	385230268	KIT, FLOAT/STEM (THREADED)
8	385311336	KIT, VG MANIFOLD 322504001	18	385311103	KIT, SWITCH FLOAT & LOCK RING
9	385311475	KIT, VALVE 3-WAY 1-1/2" FPT	19	385310931	KIT, QUICK CONNECT ELBOW (inc. item 7)
10	385311111	KIT, SEALING GROMMET 1-1/2"	20	N/A	SEE PUMP PARTS LIST



Dometic Corporation - Sanitation Systems
13128 State Rt. 226, P.O. Box 38
Big Prairie, OH 44611-0038 USA
Telephone: 330-496-3211
Fax: 330-496-3097
Email: sealand@dometicusa.com

PARTS LIST: 322404003 4040 HOLDING TANK

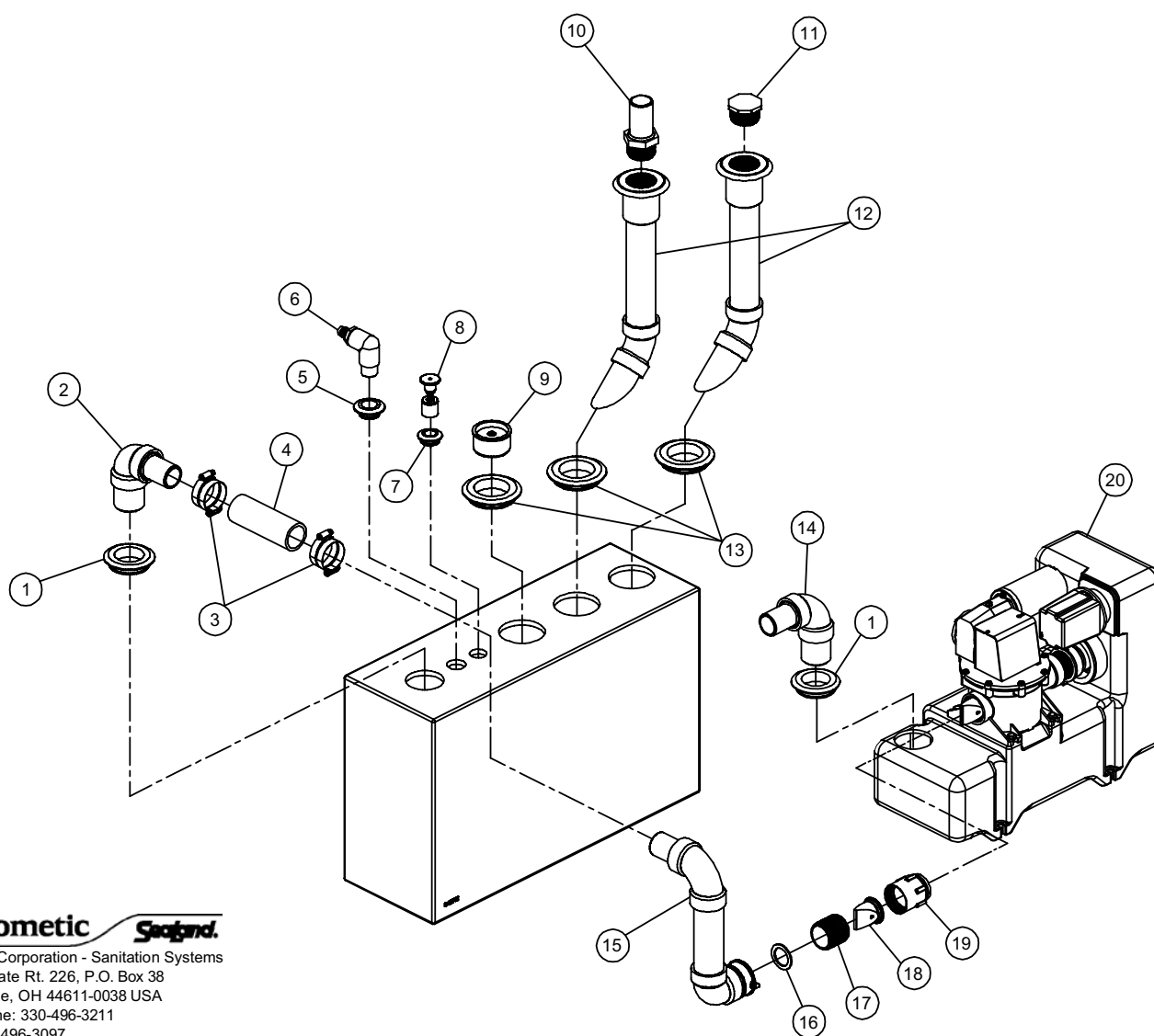
ITEM	PART NO.	DESCRIPTION	ITEM	PART NO.	DESCRIPTION
1	385310645	INLET ELBOW KIT (includes item 2)	7	385311251	FITTING 90° 1 1/2" MPT
2	385311111	KIT, SEALING GROMMET 1-1/2"	8	385310660	DIPTUBE KIT (includes item 9)
3	313900101	TANK FULL FL'T W/UNISEAL RV	9	385311110	SEALING GROMMET 2"
4	385311103	FLOAT AND LOCK RING KIT (1 each)	10	385311113	VENT ELBOW KIT (includes item 11)
5	385311253	KIT, ADJ IND'V LEVEL IND'C-12"	11	385311112	3/4" SEALING GROMMET
6	385311164	KIT, SEALING GROMMET 1/2"	12	385230268	FLOAT AND STEM KIT (THREADED)



Dometic *sealand*
Dometic Corporation - Sanitation Systems
13128 State Rt. 226, P.O. Box 38
Big Prairie, OH 44611-0038 USA
Telephone: 330-496-3211
Fax: 330-496-3097
Email: sealand@dometicusa.com

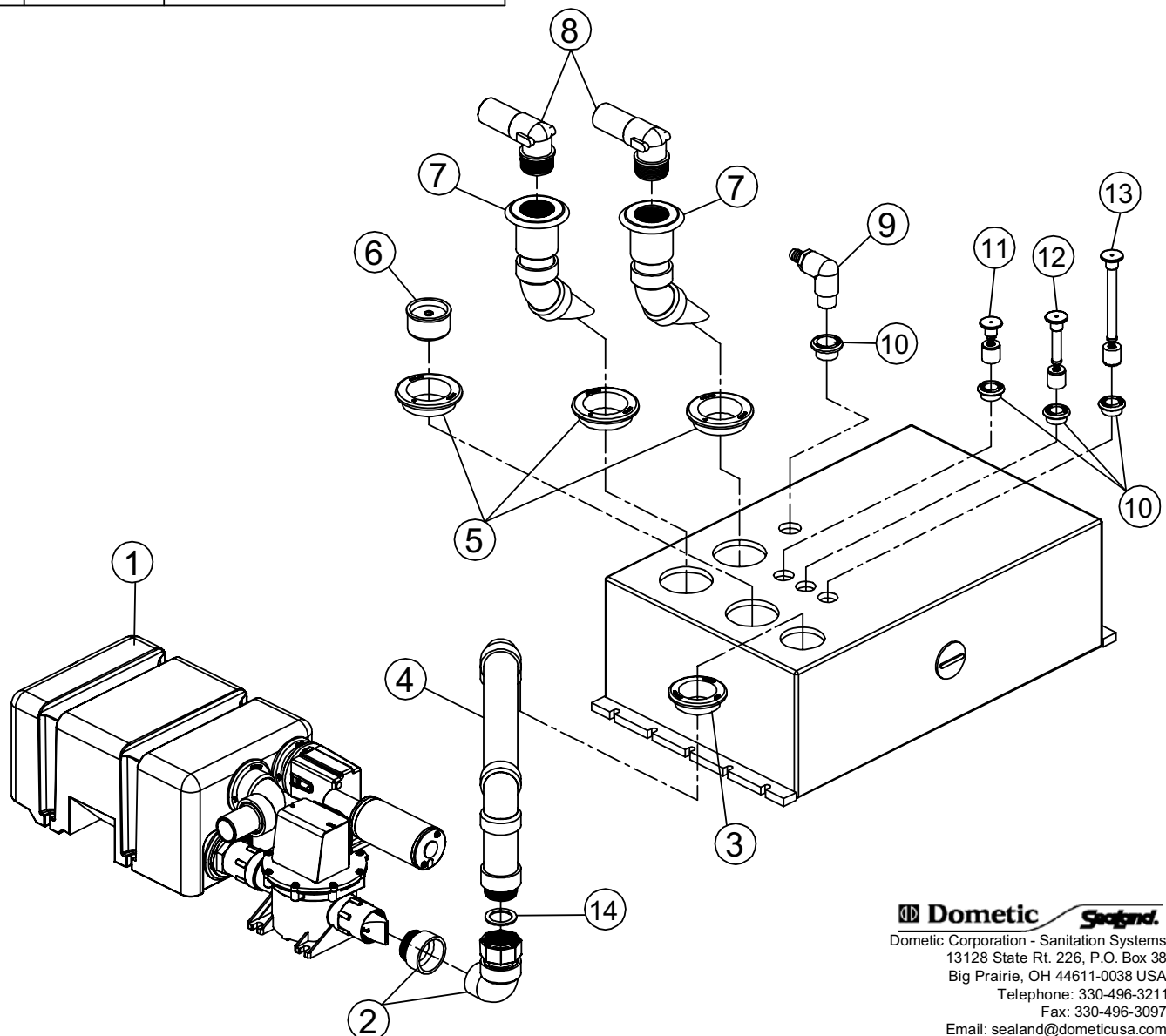
PARTS LIST: 4012 HOLDING TANK - 322401207

ITEM	PART NO.	DESCRIPTION	ITEM	PART NO.	DESCRIPTION
1	385311111	GROMMET, SEALING 1-1/2"	11	600342173	PLUG, MALE 1-1/2"
2	385310708	KIT, ELBOW 1-1/2" SHORT INLET	12	385310660	KIT, DIPTUBE 4012 V (INC. ITEM 13)
3	600343071	CLAMP, 2"	13	385311110	GROMMET, SEALING 2"
4	385311089	ODORSAFE HOSE 1-1/2" KIT 24"	14	385310635	KIT, INLET ELBOW, UNISEAL (INC. ITEM 1)
5	385311112	GROMMET, SEALING 3/4"	15	385311074	KIT, OUTLET ELBOW (INC. ITEM 16)
6	385311073	KIT, VENT ELBOW BARBED	16	385311233	KIT, SLIP SEAL 1-1/2" REPL
7	385311164	GROMMET, SEALING 1/2"	17	388640366	1-1/2" CLOSE NIPPLE
8	385311075	KIT, TANK FULL W/DEUTSCH	18	385310076	DUCKBILL VALVE KIT (2 PER)
9	313255247	TANK SAVER, 1-1/2"	19	385311316	PUMP ADAPTER
10	600342807	FITTING, STRAIGHT 1-1/2" MPT	20	N/A	SEE VG EXPLODED PARTS LIST



PARTS LIST: 4012 HOLDING TANK - 322401208

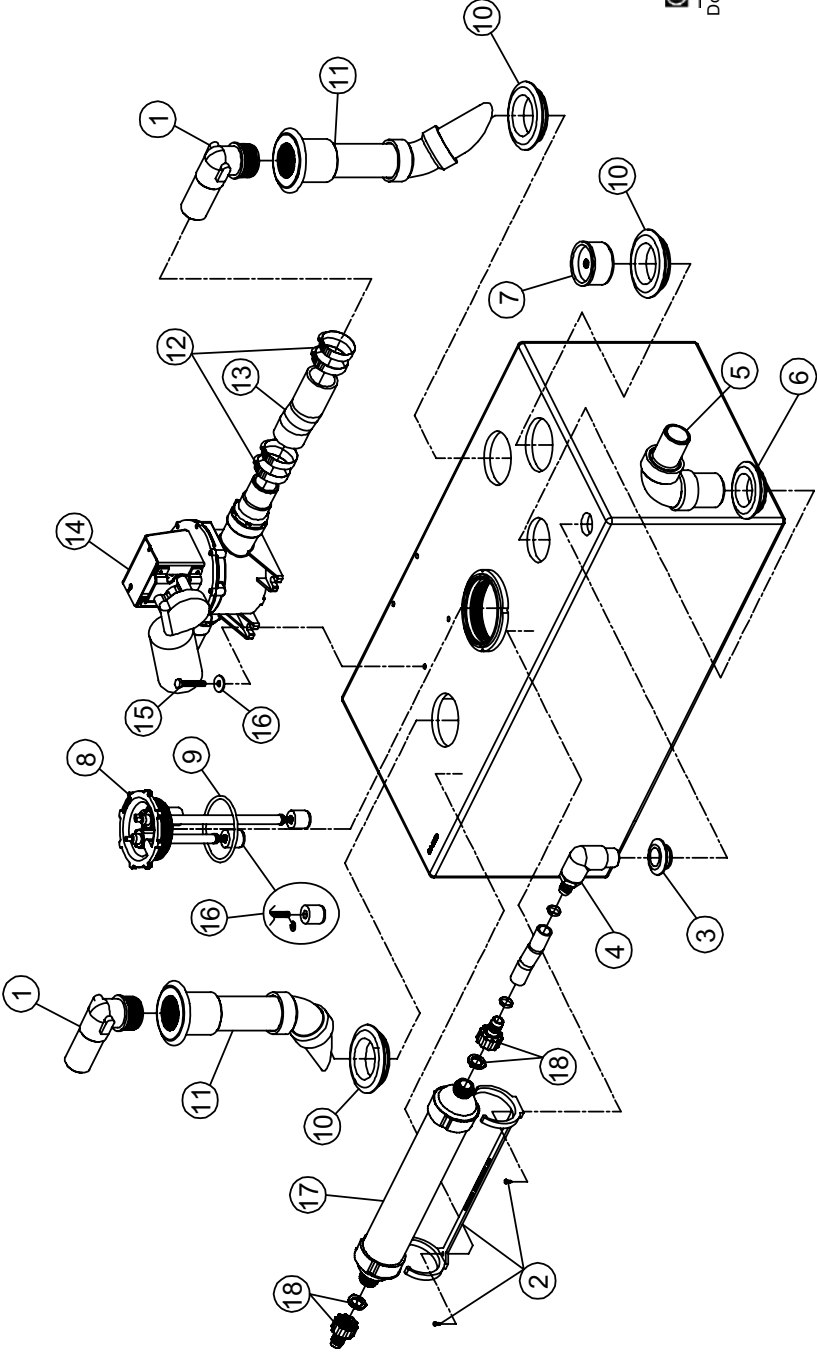
ITEM	PART NO.	DESCRIPTION
1	N/A	SEE VG PARTS LIST
2	385311426	KIT, 1-1/2" SWIVEL ELBOW (inc. item 14)
3	385311111	KIT, SEALING GROMMET 1- 1/2"
4	385311427	KIT, EL TANK INLET LPVG 401208 (inc. item 3 & 14)
5	385311110	KIT, SEALING GROMMET 2"
6	313255247	TANK SAVER, 1- 1/2" (includes item 5)
7	385310660	KIT, DIP TUBE-UNIVERSAL (includes item 5)
8	385311251	KIT, 90° ELBOW FITTING
9	385311073	KIT, VENT ELBOW-BARBED (includes item 10)
10	385311112	KIT, SEALING GROMMET 3/4"
11	313900101	TANK FULL FL'T W/UNISEAL (includes item 10)
12	385311031	MID LEVEL INDICATOR (includes item 10)
13	385310675	EMPTY LEVEL INDICATOR (includes item 10)
14	385311233	KIT, SLIP SEAL 1-1/2" REPL



Dometic *Sealand*
Dometic Corporation - Sanitation Systems
13128 State Rt. 226, P.O. Box 38
Big Prairie, OH 44611-0038 USA
Telephone: 330-496-3211
Fax: 330-496-3097
Email: sealand@dometicusa.com

PARTS LIST: MODEL 322402112 20 GAL.

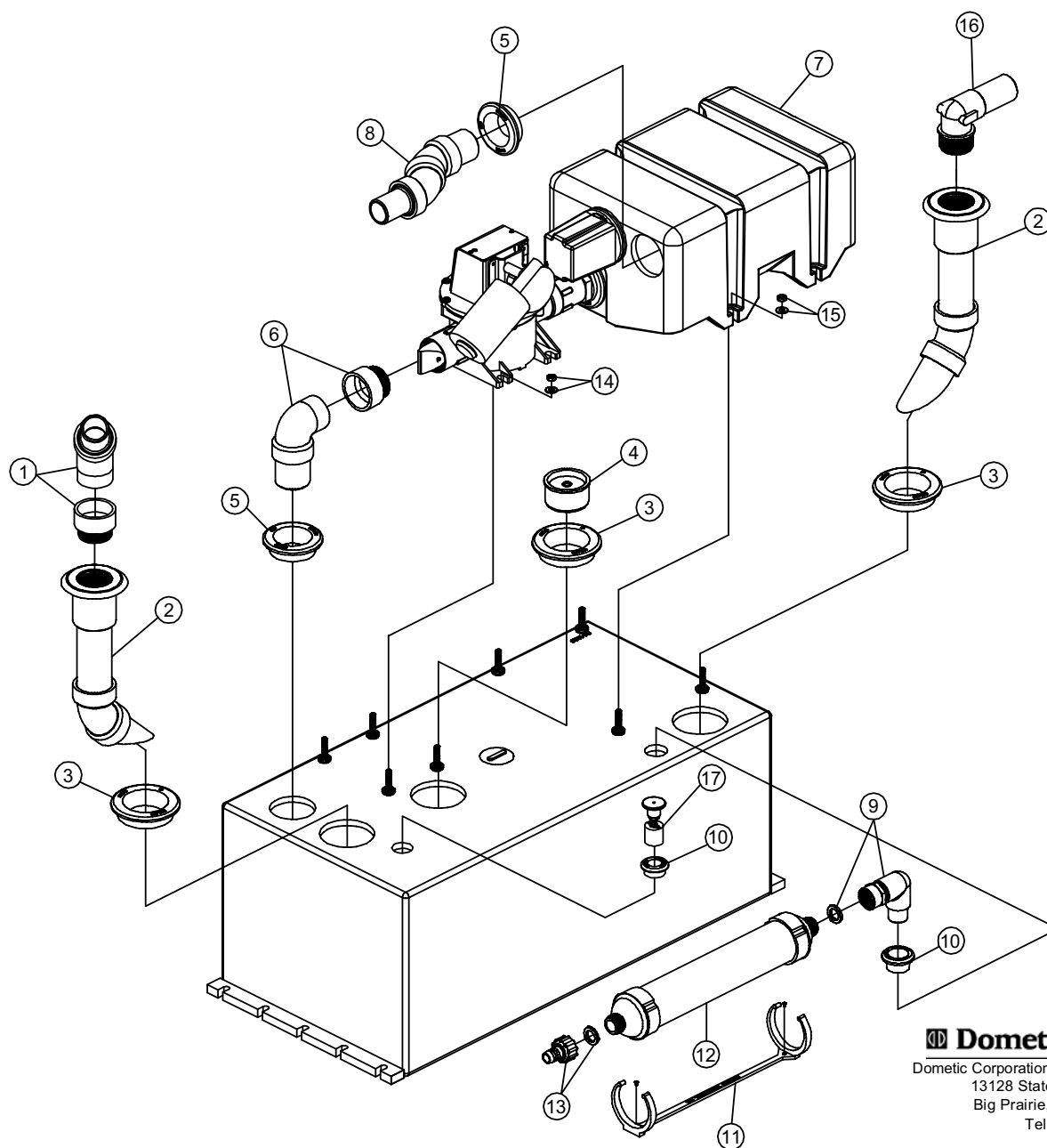
ITEM	PART NO.	DESCRIPTION	ITEM	PART NO.	DESCRIPTION
1	385311251	KIT, 90° ELBOW FITTING	10	385311110	GROMMET, SEALING 2"
2	385311106	VENT FILTER BRACKET (includes screws)	11	385310660	KIT, DIPTUBE (includes item 10)
3	385311112	GROMMET, SEALING 3/4"	12	600343071	CLAMP 2"
4	385311073	KIT, VENT ELBOW BARBED (includes item 3)	13	385311089	24" ODORSAFE HOSE
5	385310635	ELBOW KIT (includes item 6)	14	360411200	T-PUMP 12VDC DEUTSCH
6	385311111	GROMMET, SEALING 1 1/2"	15	385311163	KIT, MTG HARDWARE PUMP TO TANK
7	313255247	TANK SAVER, 1-1/2" (includes item 10)	16	385311103	FLOAT AND LOCK RING
8	385311147	TANK WATCH CAP (includes item 9)	17	309310001	VENT FILTER
9	385311250	KIT, TW/CAPOING REPL	18	385310135	VENT FILTER FITTINGS



Dometic *Sealand*
Dometic Corporation - Sanitation Systems
13128 State Rt. 226, P.O. Box 38
Big Prairie, OH 44611-0038 USA
Telephone: 330-496-3211
Fax: 330-496-3097
Email: sealand@dometicusa.com

PARTS LIST: 4020 Gal. HTS 322402015

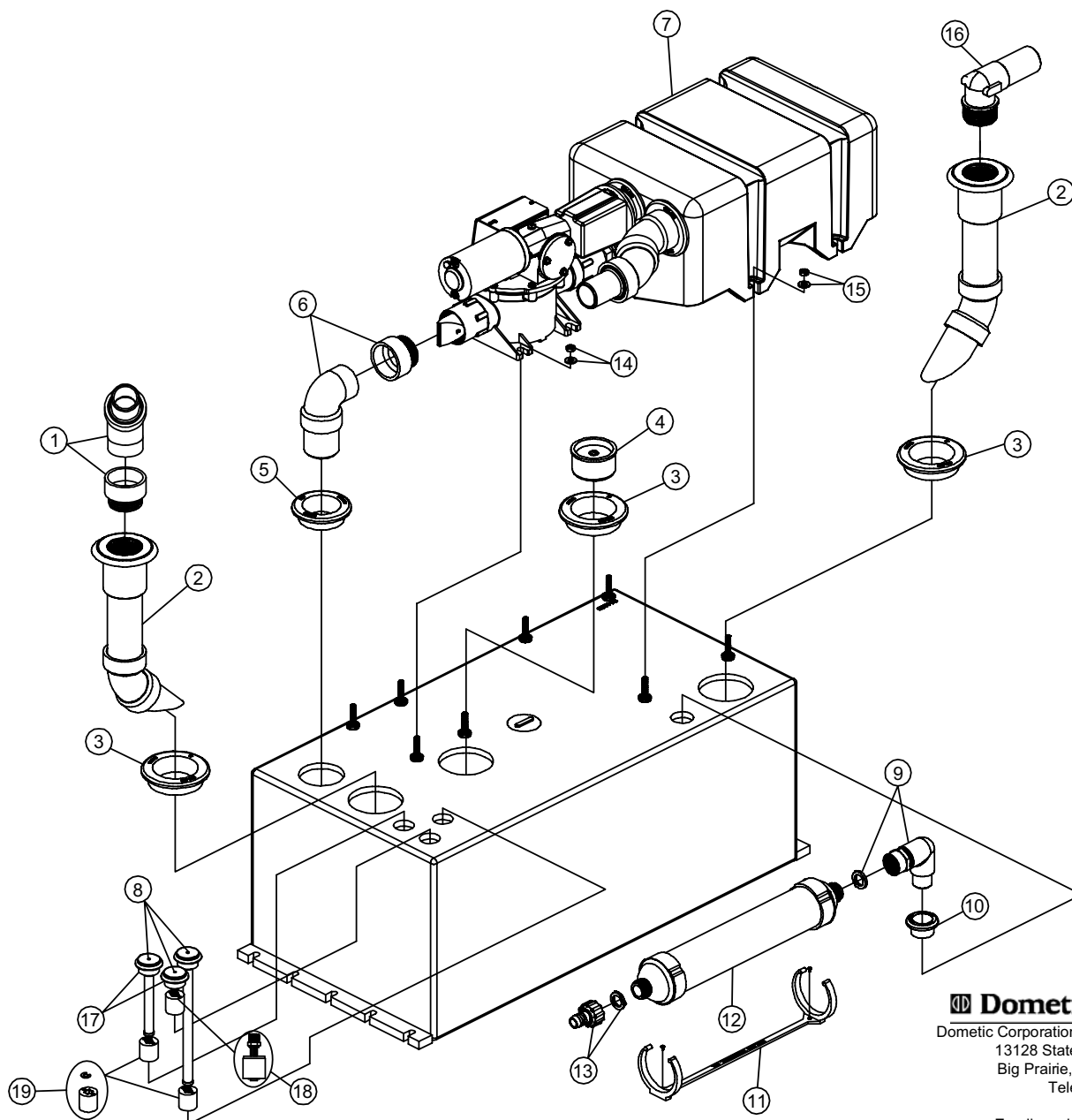
ITEM	PART NO.	DESCRIPTION	ITEM	PART NO.	DESCRIPTION
1	385311264	KIT, 45° DIPTUBE FITTING	10	385311112	¾" SEALING GROMMET KIT
2	385310660	DIPTUBE KIT (inc. item 3)	11	385311106	VENT FILTER BRACKET (screws inc.)
3	385311110	2" SEALING GROMMET KIT	12	309310001	VENT FILTER
4	313255247	TANKSAVER (inc. item 3)	13	385310135	VENT FILTER FITTINGS
5	385311111	1 ½" SEALING GROMMET KIT	14	385311163	KIT, MTG HARDWARE PUMP TO TANK
6	385311157	ELBOW (inc. item 5)	15	385311162	KIT, MTG HARDWARE VG TO HTS
7	N/A	SEE LPVG EXPLODED LIST	16	385311251	KIT, 90° ELBOW FITTING
8	385310787	KIT, 45 INLET ELBOW/UNISEALS (inc. item 5)	17	313900101	TANK FULL FL'T W/UNISEAL
9	385311091	VENT ELBOW KIT (inc. item 10)	N/S	385311339	KIT, RELAY-TK FULL (381233216)



Dometic *Sealand*
Dometic Corporation - Sanitation Systems
13128 State Rt. 226, P.O. Box 38
Big Prairie, OH 44611-0038 USA
Telephone: 330-496-3211
Fax: 330-496-3097
Email: sealand@dometicusa.com

PARTS LIST: 4020 Gal. HTS 322402011

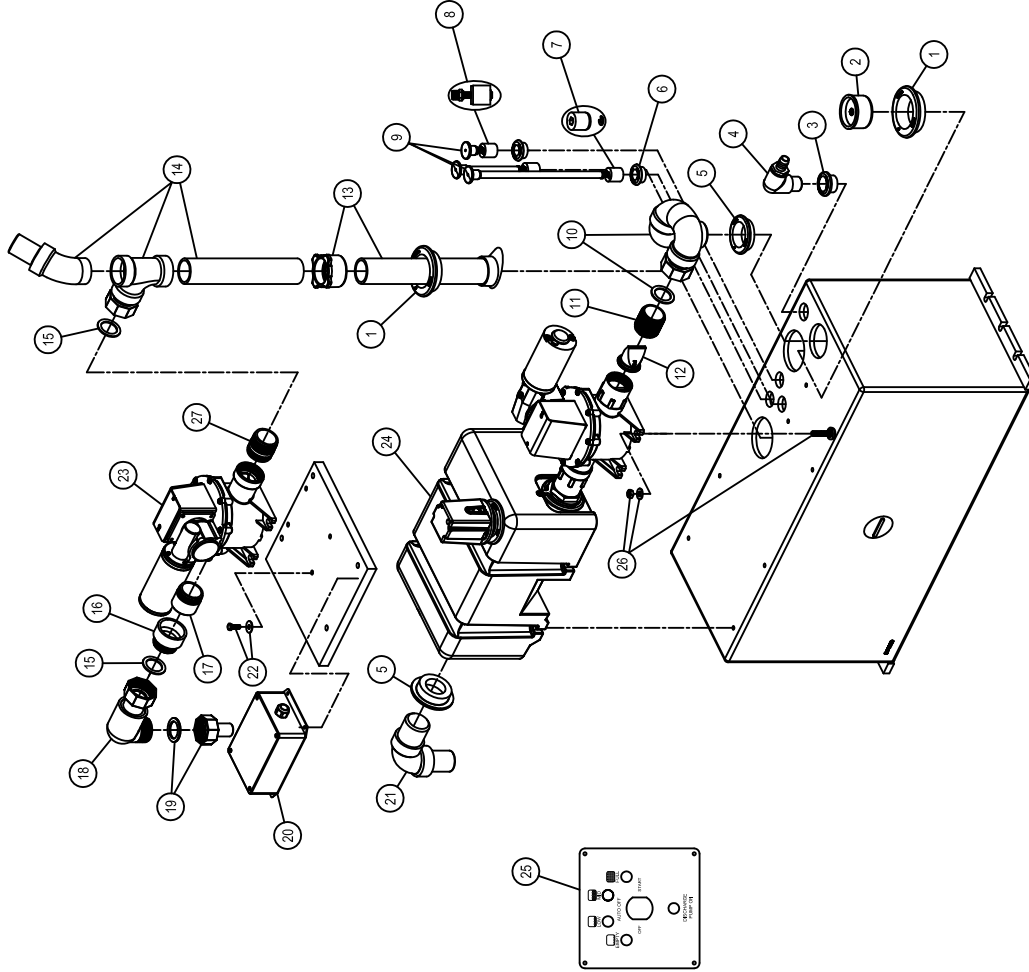
ITEM	PART NO.	DESCRIPTION	ITEM	PART NO.	DESCRIPTION
1	385311264	KIT, 45° DIPTUBE FITTING	10	385311112	¾" SEALING GROMMET KIT
2	385310660	DIPTUBE KIT (inc. item 3)	11	385311106	VENT FILTER BRACKET (screws inc.)
3	385311110	2" SEALING GROMMET KIT	12	309310001	VENT FILTER
4	313255247	TANKSAVER (inc. item 3)	13	385310135	VENT FILTER FITTINGS
5	385311111	1 ½" SEALING GROMMET KIT	14	385311163	KIT, MTG HARDWARE PUMP TO TANK
6	385311157	ELBOW (inc. item 5)	15	385311162	KIT, MTG HARDWARE VG TO HTS
7	N/A	SEE LPVG EXPLODED PARTS LIST	16	385311251	KIT, 90° ELBOW FITTING
8	385311370	KIT, LEVEL IN'D HTS W/DT-4020	17	385311164	KIT, SEALING GROMMET 1/2"
9	385311091	VENT ELBOW KIT (inc. item 10)	18	385230268	KIT, FLOAT/STEM (THREADED)
			19	385311103	KIT, SWITCH FLOAT & LOCK RING



Dometic *Sealand*
Dometic Corporation - Sanitation Systems
13128 State Rt. 226, P.O. Box 38
Big Prairie, OH 44611-0038 USA
Telephone: 330-496-3211
Fax: 330-496-3097
Email: sealand@dometicusa.com

PARTS LIST: 322402016 HD TANK 4020/LPVG-GRADY WHT / PN

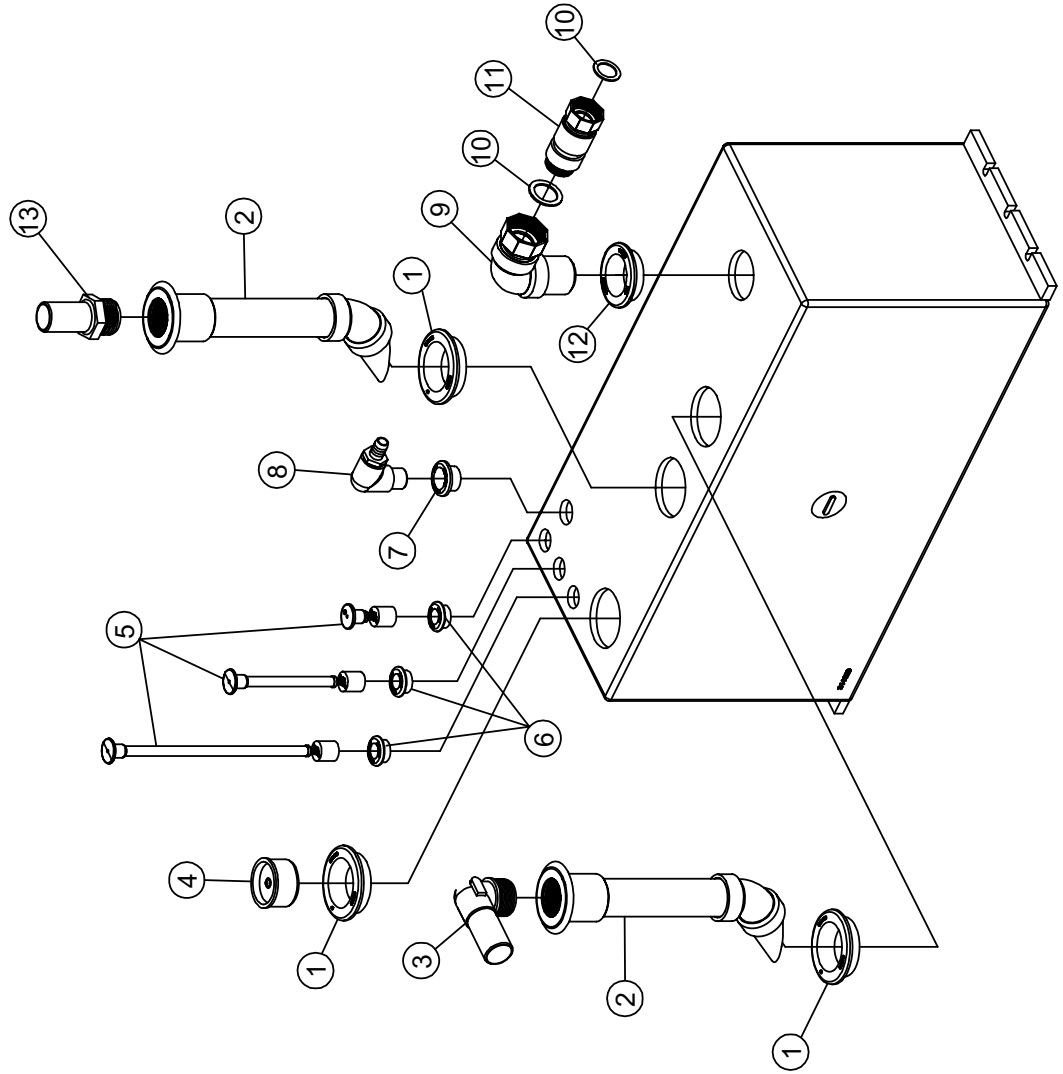
ITEM	PART NUMBER & DESCRIPTION
1	385311110 2" SEALING GROMMET
2	313255247 TANKSAVER 1-1/2" (INCL ITEM #1)
3	385311112 3/4" SEALING GROMMET
4	385311073 KIT, VENT ELBOW-BARBED (INCL ITEM #3)
5	385311111 1-1/2" SEALING GROMMET
6	385311164 1/2" SEALING GROMMET
7	385311103 LOCK RING & FLOAT
8	385230268 KIT, FLOAT/STEM (THREADED)
9	385311403 TANK LEVEL KIT
10	385311404 VG OUTLET KIT (INCL ITEM #5)
11	385311272 1-1/2" CLOSE NIPPLE MACHINED
12	385310076 KIT, DUCKBILL VALVE (2PER)
13	385311855 KIT, DIPTUBE UNIVERSAL/SOCKET (INCL ITEM #1)
14	385311405 KIT, DIPTUBE EXT (322402016) (INCL ITEM #15)
15	385311233 KIT, SLIP SEAL 1-1/2" REPL
16	307341425 1-1/2" HUB X MPT ADAPTER
17	385640335 INLET TANK TO PUMP
18	385310931 QUICK CONNECT ELBOW
19	385311033 KIT, 1" REDUCING ADAPTER
20	385311034 KIT, TMG CONTROL MOD-GRADY WHT
21	385310635 INLET ELBOW (INCL ITEM #3)
22	385311163 MOUNTING HARDWARE PUMP TO TANK
23	SEE PUMP EXPLODED PARTS LIST
24	385311096 VG 12VDC REAR INLET TOP MOUNT SWITCH
25	385311098 TANKMANGER CONTROL PANEL
26	385310939 HOLDING TANK COMP MOUNTING HARDWARE
27	385640370 KIT, LH/RH THREAD ADAPTER



Dometic Corporation - Sanitation Systems
13128 State Rt. 226, P.O. Box 38
Big Prairie, OH 44611-0038 USA
Telephone: 330-496-3211
Fax: 330-496-3097
Email: sealand@dometicusa.com

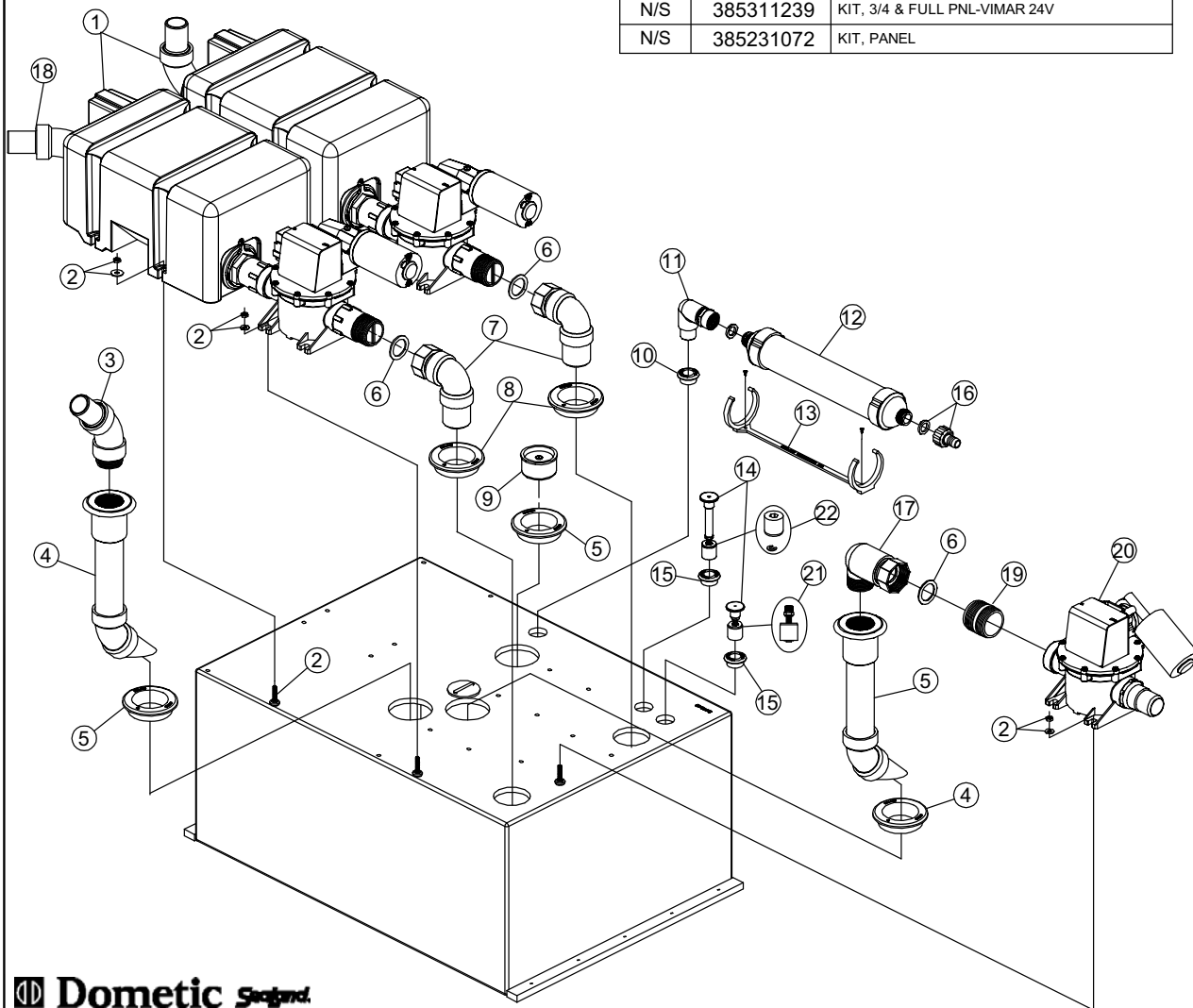
PARTS LIST: MODEL 322402028 20 GAL.

ITEM	PART NO.	
1	385311110	KIT, SEALING GROMMET 2"
2	385310660	KIT, DIP TUBE-UNIVERSAL (INC. 1)
3	385311251	KIT, 90° ELBOW FITTING
4	313255247	TANKSAVER 1-1/2" (INC. 1)
5	385311403	KIT, LEVEL IN'D (322402016)
6	385311164	KIT, SEALING GROMMET 1/2"
7	385311112	KIT, SEALING GROMMET 3/4"
8	385311073	KIT, VENT ELBOW-BARBED
9	385311092	KIT, INLET ELBOW W/SWIV CON
10	385311233	KIT, SLIP SEAL 1-1/2" REPL
11	385311473	KIT, VG TANK INLET CONNECTION
12	385311111	KIT, SEALING GROMMET 1-1/2"
13	385311472	KIT, FIT'G STRAIGHT 1-1/2"MPT



PARTS LIST: 322404004 HOLDING TANK

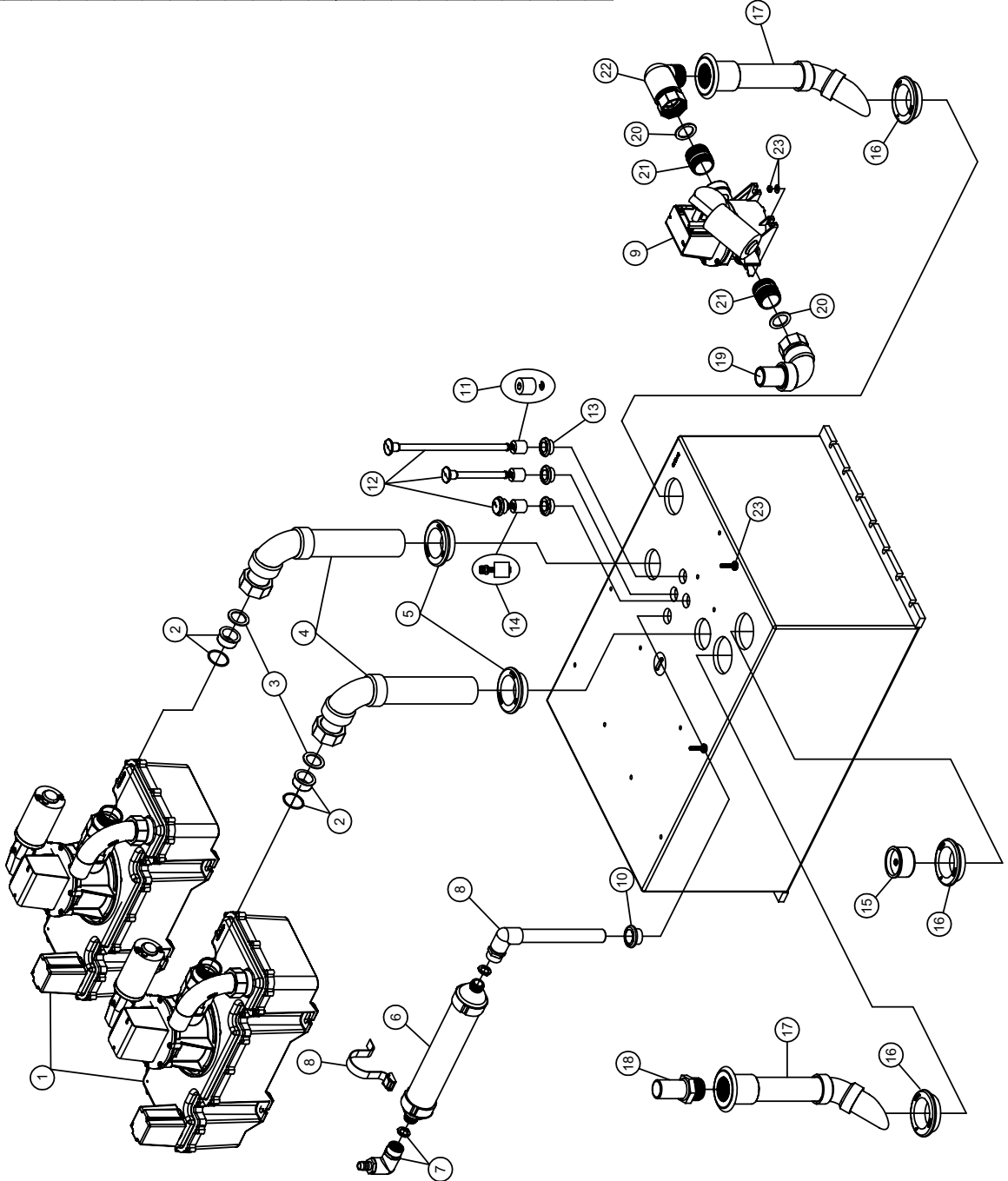
ITEM	PART NO.	DESCRIPTION	ITEM	PART NO.	DESCRIPTION
1	N/A	SEE LPVG PARTS LIST	12	309310001	VENT FILTER
2	385310939	KIT, COMP MTG INSERT HD TANK	13	385311106	VENT FILTER BRACKET (inc. screws)
3	385311167	INLET ELBOW	14	385311168	LEVEL INDICATOR (includes item 15)
4	385310660	DIPTUBE KIT 24" (includes item 5)	15	385311164	SEALING GROMMET ½"
5	385311110	SEALING GROMMET 2"	16	385310135	VENT FILTER FITTINGS
6	385311233	SEAL SLIP JOINT 1-½"	17	385310931	QUICK CONNECT ELBOW (includes item 6)
7	385311092	INLET ELBOW WITH SWIVEL (inc. item 6 & 8)	18	385311169	KIT, INLET 45° 1-½"
8	385311111	SEALING GROMMET 1-½"	19	385640370	KIT, LH/RH THREAD ADAPTER
9	313255247	1 ½" TANKSAVER (incldes item 5)	20	317302400	T-PUMP 24VDC
10	385311112	SEALING GROMMET ¾"	21	385230268	FLOAT STEM THREADED
11	385311091	VENT ELBOW (includes item 10)	22	385311103	FLOAT & LOCK RING
			N/S	385311239	KIT, 3/4 & FULL PNL-VIMAR 24V
			N/S	385231072	KIT, PANEL



Dometic Corporation - Sanitation Systems
13128 State Rt. 226, P.O. Box 38
Big Prairie, OH 44611-0038 USA
Telephone: 330-496-3211
Fax: 330-496-3097
Email: sealand@dometicusa.com

PARTS LIST: 322404005, 322404008

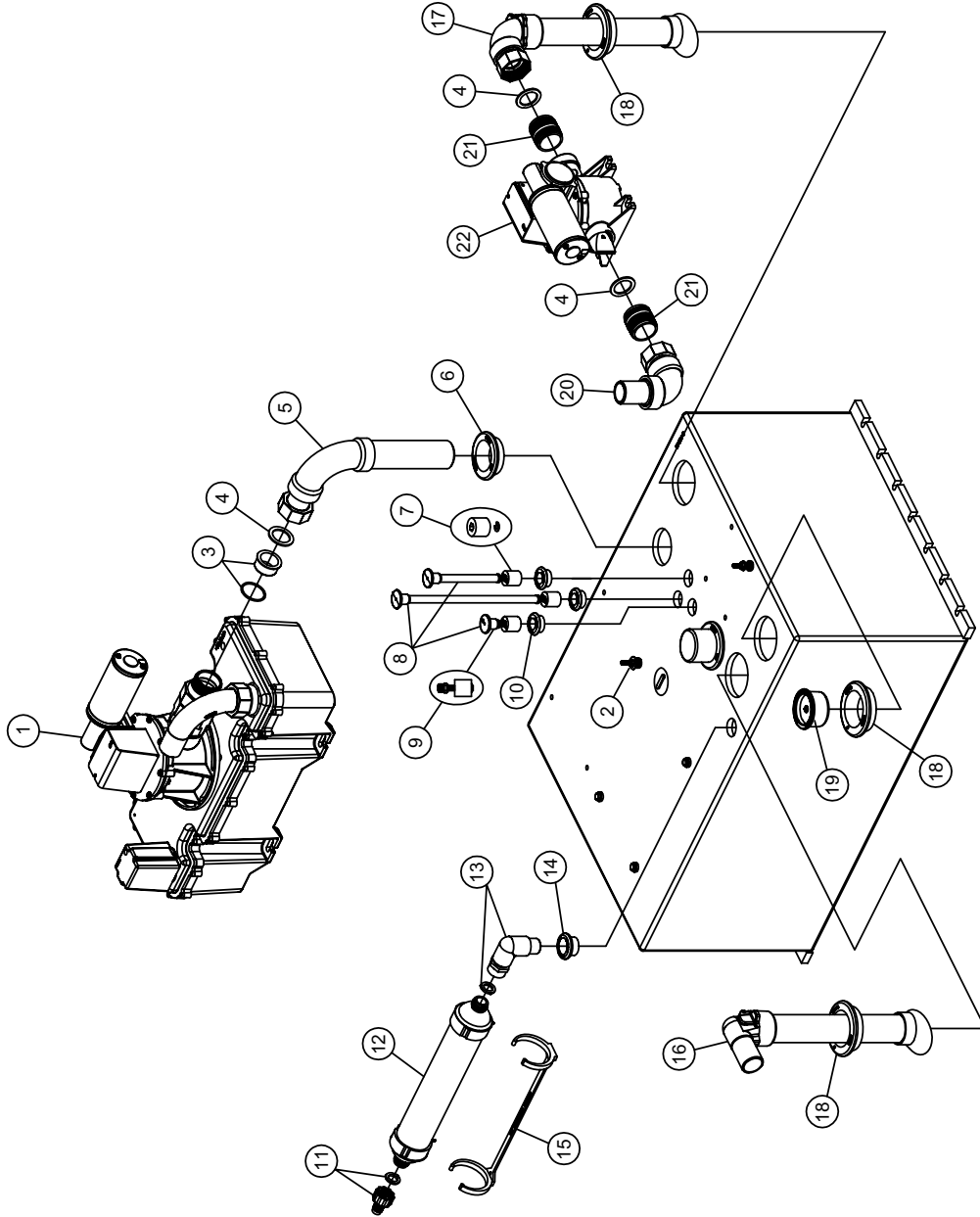
ITEM	PART NO.	DESCRIPTION
1	N/A	SEE LPVG EXPLODED PARTS LIST
2	385311237	KIT, SLIP SEAL ADAPTER-VG4
3	385311233	KIT, SLIP SEAL 1-1/2" REPL
4	385311306	KIT, VG4 INLET (322404005) (inc. items 3 & 5)
5	385311111	KIT, SEALING GROMMET 1-1/2"
6	309310001	HOLDING TANK REPL FILTER
7	385311491	KIT, 90° VENT FILTER ELBOW
8	385311588	KIT, V. FILT REPL 404005/008
9	385310939	SEE PUMP EXPLODED PARTS LIST.
10	385311112	KIT, SEALING GROMMET 3/4"
11	385311103	KIT, SWITCH FLOAT & LOCK RING
12	385311102	KIT, LEVEL IND (322506901)
13	385311164	KIT, SEALING GROMMET 1/2"
14	385230268	KIT, FLOAT/STEM (THREADED)
15	313255247	TANKSAVER 1-1/2" (inc. item 16)
16	385311110	KIT, SEALING GROMMET 2"
17	385310660	KIT, DIP TUBE-UNIVERSAL (inc. item 16)
18	385311472	KIT, FIT'G STRAIGHT 1-1/2"MPT
19	385310535	KIT, OPTIONAL ELBOW-VG II (inc. item 21)
20	385311233	KIT, SLIP SEAL 1-1/2" REPL
21	385640370	KIT, LH/RH THREAD ADAPTER
22	385310931	KIT, QUICK CONNECT ELBOW (inc. item 21)
23	385310939	KIT, COMP MTG INSERT HD TANK



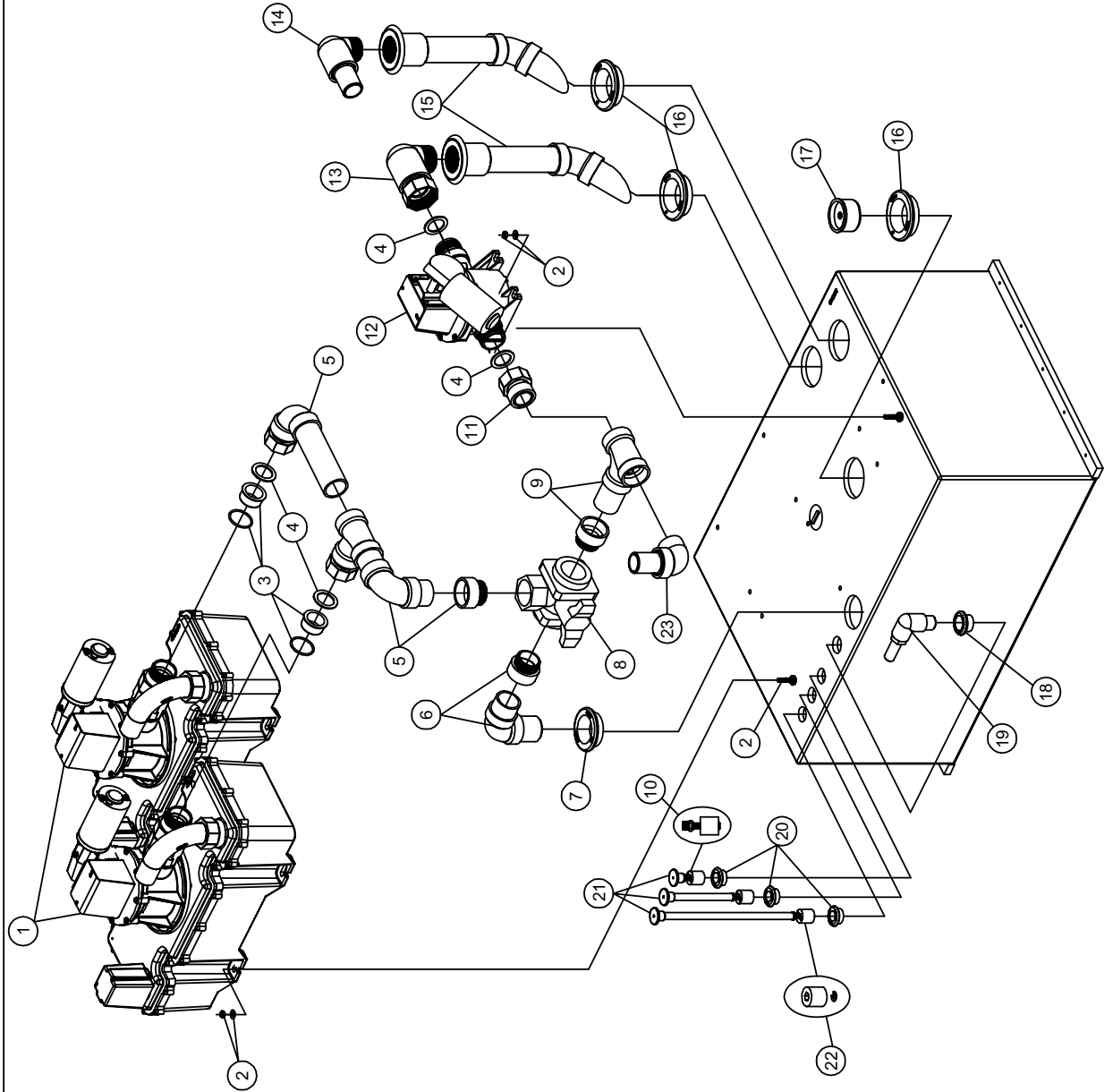
Dometic
Dometic Corporation - Sanitation Systems
13128 State Rt. 226, P.O. Box 38
Big Prairie, OH 44611-0038 USA
Telephone: 330-496-3211
Fax: 330-496-3097
Email: sealand@dometicusa.com

PARTS LIST: 322404009 HD TANK 4040 VG424/T24/OPT VG4

ITEM	PART NO.	DESCRIPTION
1	N/A	SEE VG4 PARTS LIST
2	385310939	KIT, COMP MTG INSERT HD TANK
3	385311237	KIT, SLIP SEAL ADAPTER-VG4
4	385311233	KIT, SLIP SEAL 1-1/2" REPL
5	385311306	KIT, VG4 INLET (INC. 3,4,6)
6	385311111	KIT, SEALING GROMMET 1-1/2"
7	385311103	KIT, SWITCH FLOAT & LOCK RING
8	385311102	KIT, LEVEL IND (INC. 10)
9	385230268	KIT, FLOAT/STEM (THREADED)
10	385311164	KIT, SEALING GROMMET 1/2"
11	385310135	KIT, FILTER INSTALLATION
12	309310001	HOLDING TANK REPL FILTER
13	385311091	KIT, VENT ELBOW INLET 3/4" (INC. 14)
14	385311112	KIT, SEALING GROMMET 3/4"
15	385311106	KIT, VENT FILTER BRACKET
16	385311573	KIT, DIPTUBE 90° ELBOW GLUED (INC. 18)
17	385311596	KIT, DIPT LRG SWEEP ELNUT (INC. 18)
18	385311110	KIT, SEALING GROMMET 2"
19	313255247	TANKSAVER 1-1/2" (INC. 18)
20	385310535	KIT, OPTIONAL ELBOW-VG II (INC. 4,21)
21	385640370	KIT, LH/RH THREAD ADAPTER
22	N/A	SEE PUMP EXPLODED PARTS LIST



PARTS LIST: 322404006 HD TANK 4040-33HTS SUNSEEKER



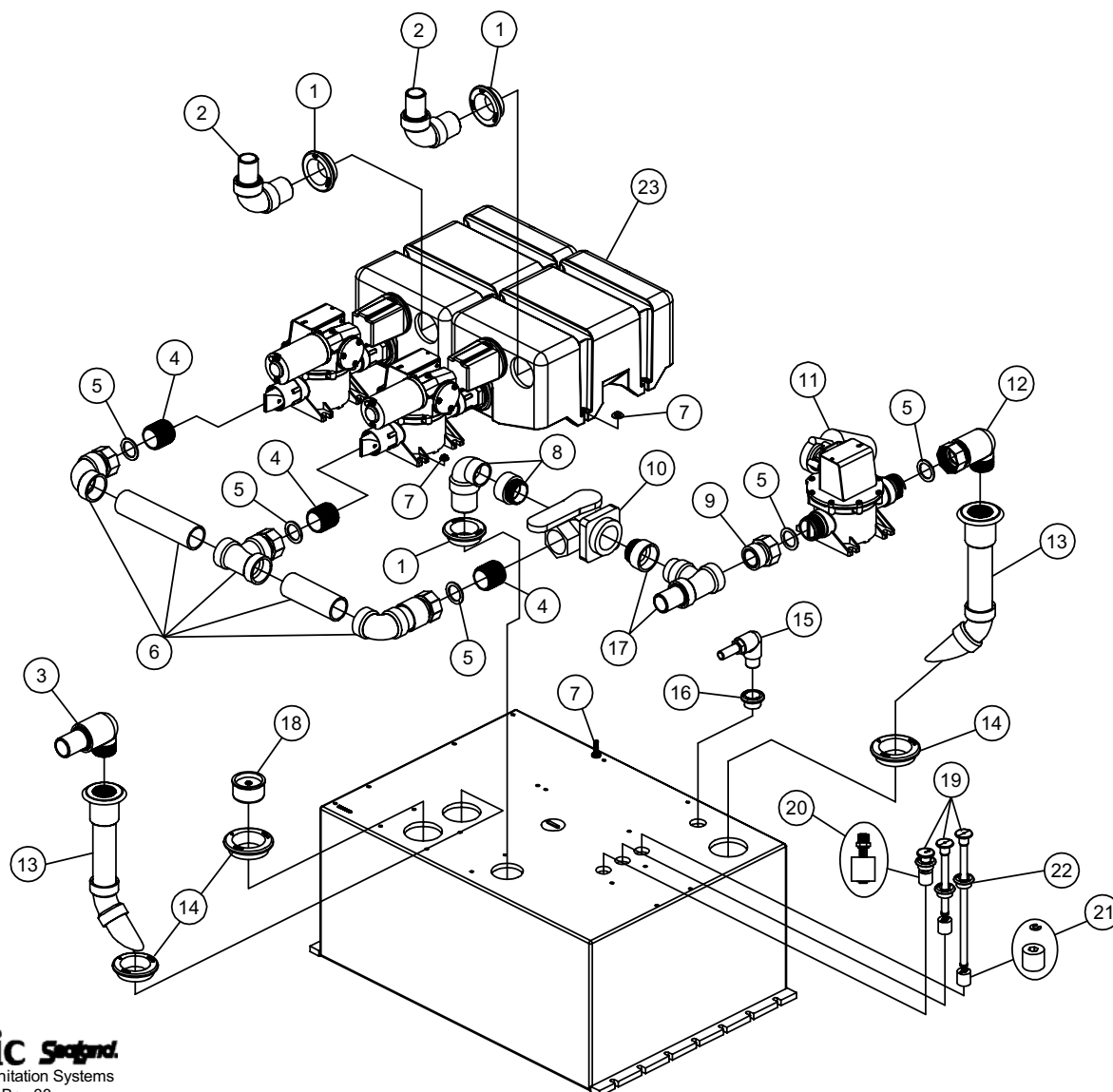
ITEM	PART NO.	DESCRIPTION
1	317780024	VG4/JS12-STANDARD
2	385310939	KIT, COMP MTG INSERT HD TANK
3	385311237	KIT, SLIP SEAL ADAPTER-VG4
4	385311233	KIT, SLIP SEAL 1-1/2" REPL
5	385311307	KIT, VG4 PLUMB (322404006)(inc. item 3 & 4)
6	385311308	KIT, TANK INLET (322404006)
7	385311111	KIT, SEALING GROMMET 1-1/2"
8	385311475	KIT, VALVE 3-WAY 1-1/2FPT
9	385311310	KIT, TPUMP-VALVE FIT322404006
10	385230268	KIT, FLOAT/STEM (THREADED)
11	N/A	SOLD AS PART OF 9, 12 & 13.
12	385311311	T-24 W/ HARNESS (inc. items 4 - 2 EA, & 11 - 2 EA)
13	385311069	KIT, THRD ELBOW W/HOSE ADAPT (inc. item 4)
14	385311069	KIT, THRD ELBOW W/HOSE ADAPT
15	385310660	KIT, DIP TUBE-UNIVERSAL (inc. item 16)
16	385311110	KIT, SEALING GROMMET 2"
17	313255247	TANKSAVER 1-1/2" (inc. item 16)
18	385311112	KIT, SEALING GROMMET 3/4"
19	385310883	KIT, 3/4" ELBOW/UNISEAL (inc. item 18)
20	385311164	KIT, SEALING GROMMET 1/2"
21	385311118	KIT, LEVEL IND DEUT EMF-4040H (inc. item 20)
22	385311103	KIT, SWITCH FLOAT & LOCK RING
23	385310885	KIT, INLET ELBOW



Dometic Corporation - Sanitation Systems
13128 State Rt. 226, P.O. Box 38
Big Prairie, OH 44611-0038 USA
Telephone: 330-496-3211
Fax: 330-496-3097
Email: sealand@dometicus.com

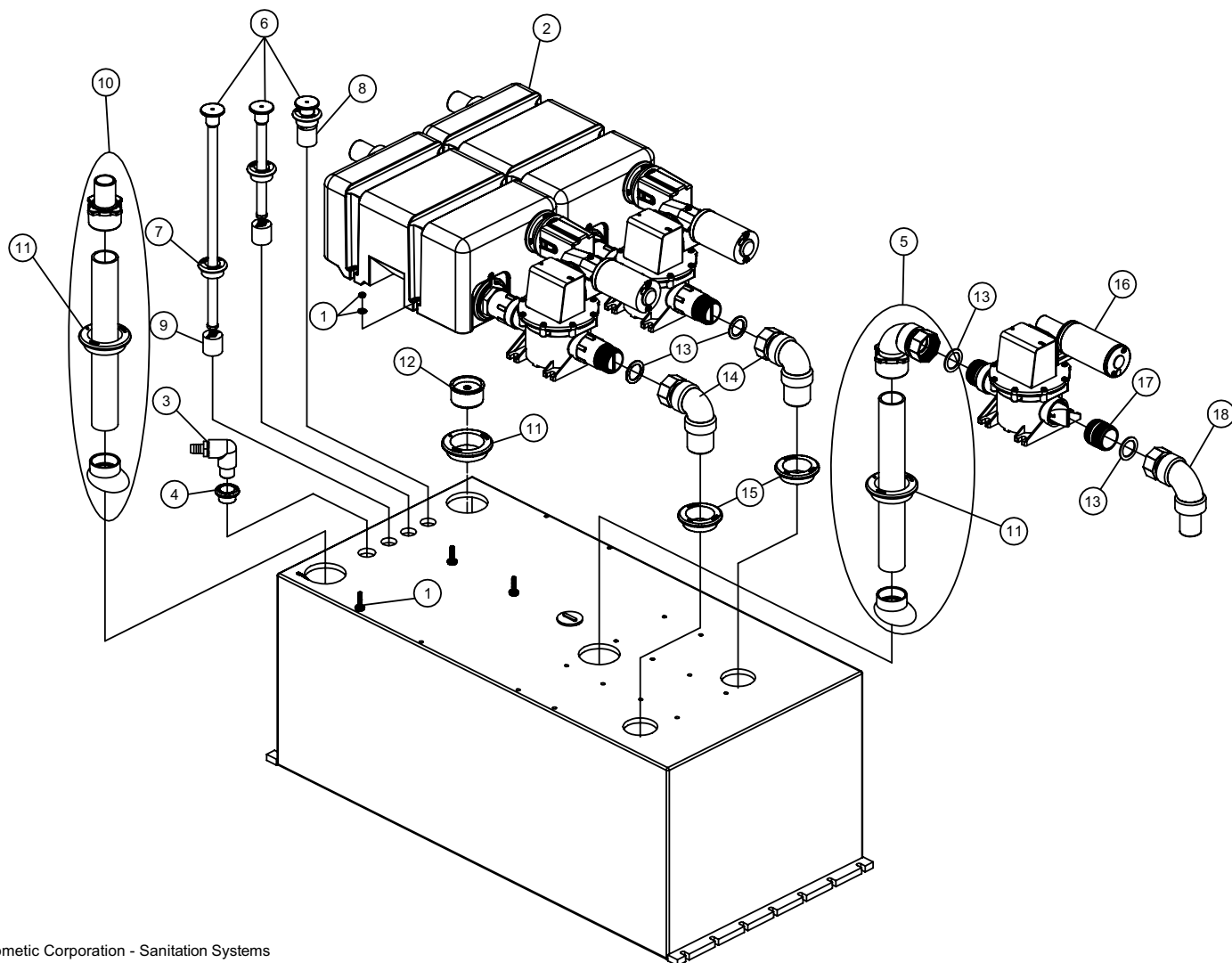
PARTS LIST: 322404007 - HD TANK 4040-LP33HTS SUN'KR

ITEM	PART NO.	DESCRIPTION	ITEM	PART NO.	DESCRIPTION
1	385311111	KIT, SEALING GROMMET 1-1/2"	13	385310660	KIT, DIP TUBE-UNIVERSAL (INC 14)
2	385310635	KIT, INLET ELBOW-UNISEAL (INC 1)	14	385311110	KIT, SEALING GROMMET 2"
3	385311069	KIT, THR'D ELBOW W/HOSE ADAPT	15	385310883	KIT, 3/4" ELBOW/UNISEAL (INC 16)
4	388640366	NIPPLE, 1-1/2" CLOSE (MACH'D)	16	385311112	KIT, SEALING GROMMET 3/4"
5	385311233	KIT, SLIP SEAL 1-1/2" REPL	17	385311345	T-PUMP VALVE FITTING (INC 5 & 9)
6	385311343	VGLP PIPING (INC 5)	18	313255247	TANKSAVER 1-1/2" (INC 14)
7	385310939	KIT, COM'P MTG INSERT HD TANK	19	385311102	KIT, LEVEL IN'D (INC 22)
8	385311344	TANK INLET (322502701) (INC 1)	20	385230268	KIT, FLOAT/STEM (THREADED)
9	N/A		21	385311103	KIT, SWITCH FLOAT & LOCK RING
10	385311309	KIT, 3-WAY 1-1/2FPT-PAD HAND	22	385311164	KIT, SEALING GROMMET 1/2"
11	385311311	KIT, T24 W/HARNESS (322404006)(INC 5 & 9 (2EA)	23	N/A	SEE LPVG PARTS LIST
12	385311069	KIT, THR'D ELBOW W/HOSE ADAPT (INC 5)			



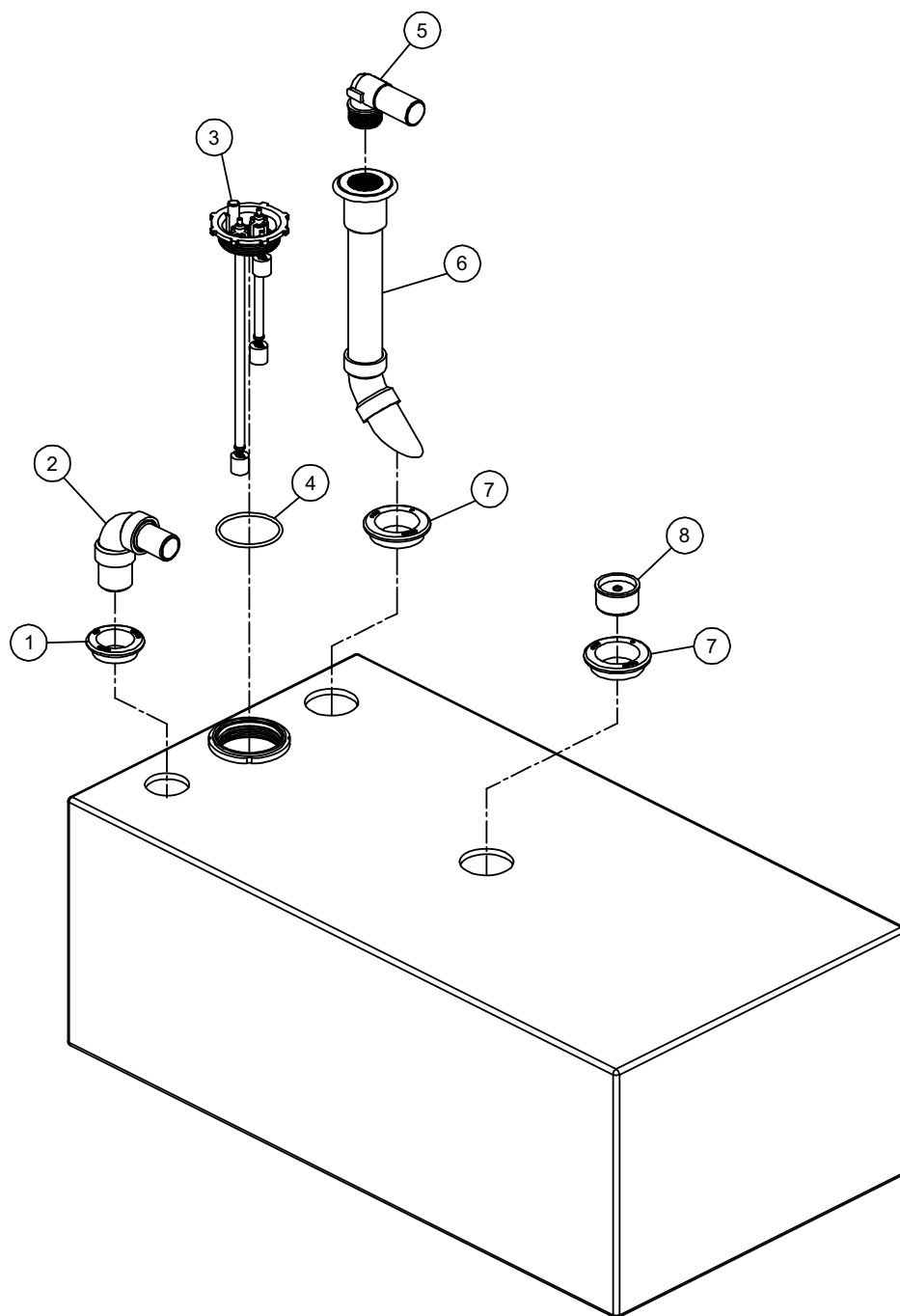
PARTS LIST: HD TANK 4055 (322405514)

ITEM	PART NO.	DESCRIPTION	ITEM	PART NO.	DESCRIPTION
1	385310939	KIT, COMP MTG INSERT HD TANK	13	385311233	KIT, SLIP SEAL 1-1/2" REP'L
2	N/A	SEE LPVG PARTS LIST	14	385311092	KIT, INLET ELBOW W/SWIV CON (INC 13 & 15)
3	385311073	VENT ELBOW (INC 4)	15	385311111	1-1/2" SEALING GROMMET
4	385311112	GROMMET, SEALING 3/4"	16	N/A	SEE T-PUMP PARTS LIST
5	385311596	KIT, DIPT LRG SWEEP EL/NUT (INC. 11 & 13)	17	385640370	KIT, LH/RH THREAD ADAPTER
6	385311373	LEVEL INDICATORS	18	385310977	KIT, 1-1/2" SWIVEL ELBOW (INC 13)
7	385311164	GROMMET, SEALING 1/2"			
8	385230268	KIT, FLOAT/STEM (THREADED)			
9	385311103	KIT, SWITCH FLOAT & LOCK RING			
10	385311584	KIT, DIPTUBE STRAIGHT FITTING (INC 11)			
11	385311110	KIT, SEALING GROMMET 2"			
12	313255247	1 1/2" TANKSAVER (INC 11)			



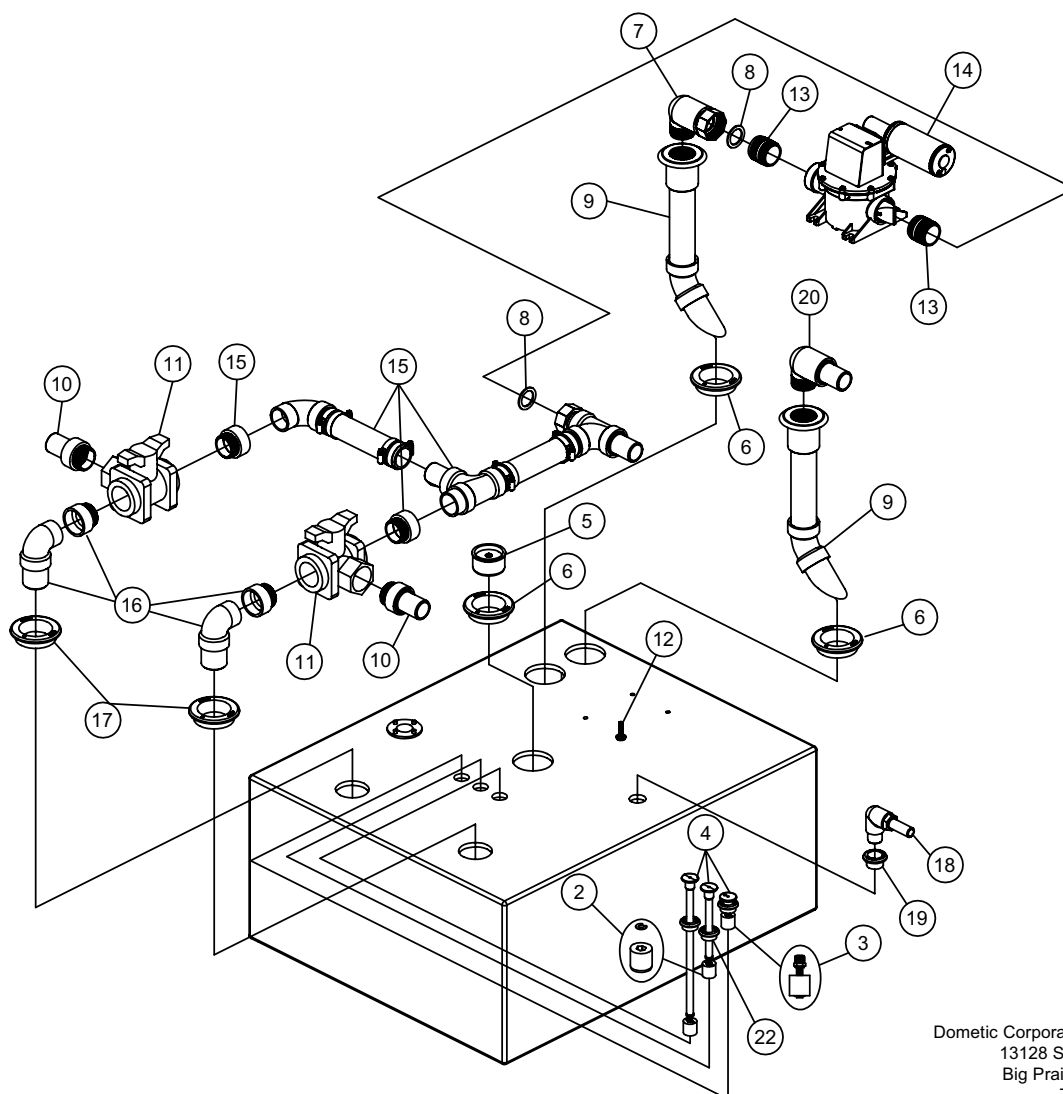
PARTS LIST: 68Gal. HTS 322406801

ITEM	PART NO.	DESCRIPTION
1	385311111	KIT, SEALING GROMMET 1- 1/2"
2	385310635	KIT, INLET ELBOW-UNISEAL
3	313000350	TWIII LEVEL CAP w/VENT
4	385311250	KIT, TW CAP ORING REP'L
5	385311251	KIT, 90° ELBOW FITTING
6	385310660	DIPTUBE KIT 24"
7	385311110	SEALING GROMMET 2"
8	313255247	TANKSAVER 1- 1/2"



PARTS LIST: 322504901 HD TANK 49G/T24 - SUNSEEKER

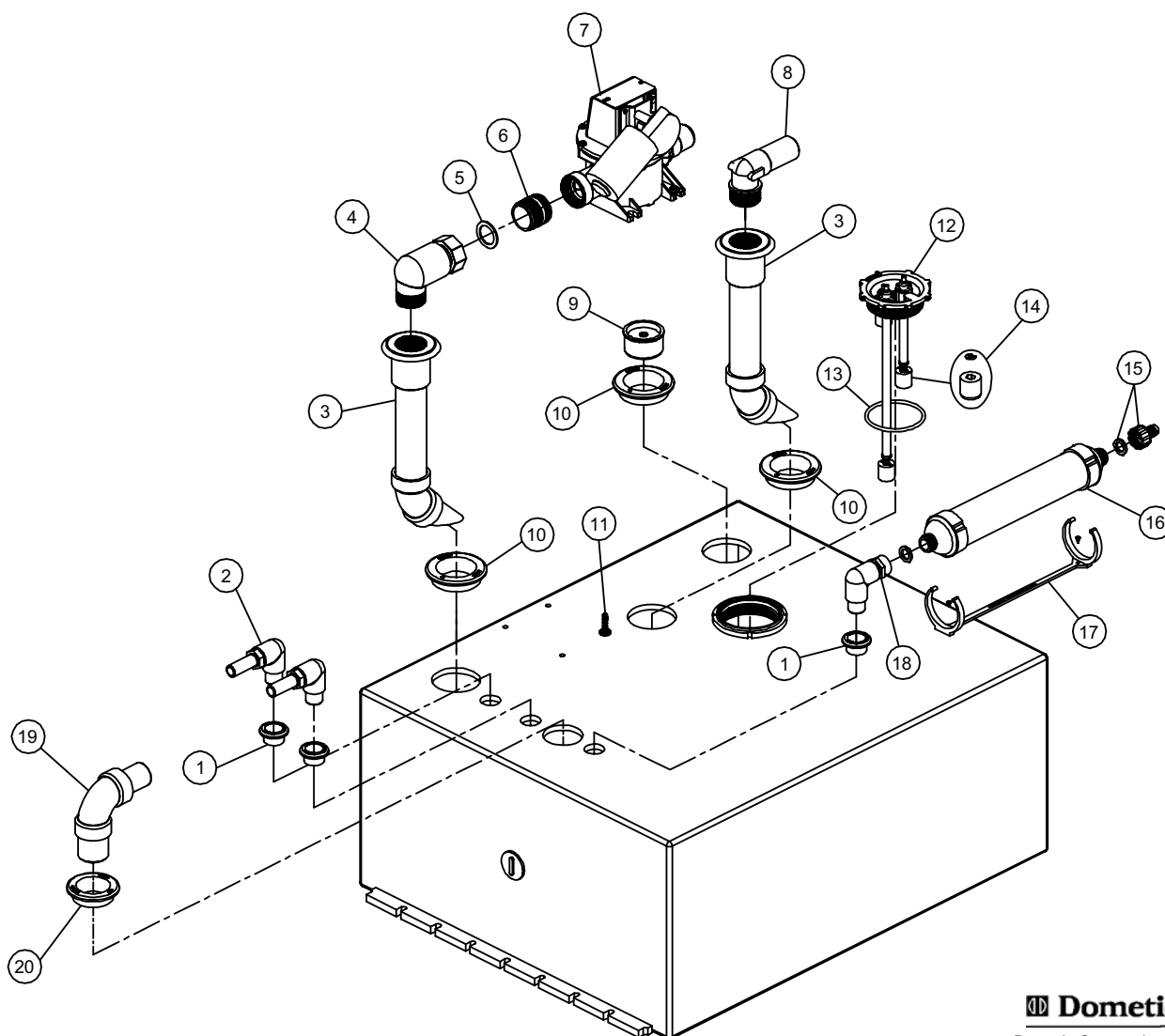
ITEM	PART NO.	DESCRIPTION	ITEM	PART NO.	DESCRIPTION
1	385311250	KIT, TW CAP ORING REPL	12	385310939	KIT, COM'P MTG INSERT HD TANK
2	385311103	KIT, SWITCH FLOAT & LOCK RING	13	385640370	KIT, LH/RH THREAD ADAPTER
3	385230268	KIT, FLOAT/STEM (THREADED)	14	N/A	SEE PUMP EXPLODED PARTS LIST
4	385311285	KIT, LEVEL IN'D (322007001)	15	385311461	KIT, 3-WAY VALVE MANF'D 504901 (inc. item8)
5	313255247	TANKSAVER 1-1/2" (inc. item 6)	16	385311336	KIT, VG MANIFOLD 322504001
6	385311110	KIT, SEALING GROMMET 2"	17	385311111	KIT, SEALING GROMMET 1-1/2"
7	385311328	KIT, SWIVEL ELBOW ASSY (inc. item 8)	18	385310883	KIT, 3/4" ELBOW/UNISEAL (inc. item 19)
8	385311233	KIT, SLIP SEAL 1-1/2" REPL	19	385311112	KIT, SEALING GROMMET 3/4"
9	385310660	DIPTUBE (inc. item 6)	20	385311069	KIT, THR'D ELBOW W/HOSE ADAPT
10	385319059	KIT, 4000 SERIES TANK FITTINGS	21	385311272	KIT, 1-1/2" CLOSED NIP(MACH'N)
11	385311475	KIT, VALVE 3-WAY 1-1/2FPT	22	385311164	KIT, SEALING GROMMET 1/2"



Dometic Corporation - Sanitation Systems
13128 State Rt. 226, P.O. Box 38
Big Prairie, OH 44611-0038 USA
Telephone: 330-496-3211
Fax: 330-496-3097
Email: sealand@dometicusa.com

PARTS LIST: 322504801 HD TANK 50G-GOBBI ATLANTIS 50

ITEM	PART NO.	DESCRIPTION	ITEM	PART NO.	DESCRIPTION
1	385311112	KIT, SEALING GROMMET ¾"	11	385310939	KIT, COMP MTG INSERT HD TANK
2	385310883	KIT, ¾" ELBOW/UNISEAL (inc. item 1)	12	313000355	TWIII LEVEL CAP W/O VENT
3	385310660	DIPTUBE (inc. item 10)	13	385311250	KIT, TW CAP ORING REPL
4	385311328	KIT, SWIVEL ELBOW ASSY (inc. item 5)	14	385311103	KIT, SWITCH FLOAT & LOCK RING
5	385311233	KIT, SLIP SEAL 1-1/2" REPL	15	385310135	KIT, FILTER INSTALLATION
6	385640370	KIT, LH/RH THREAD ADAPTER	16	309310001	HOLDING TANK REPL FILTER
7	N/A	SEE PUMP EXPLODED PARTS LIST	17	385311106	KIT, VENT FILTER BRACKET
8	385311251	KIT, 90° ELBOW FITTING	18	385311091	KIT, VENT ELBOW INLET ¾" (inc. item 1)
9	313255247	TANKSAVER 1-1/2" (inc. item 10)	19	385310635	KIT, INLET ELBOW-UNISEAL (inc. item 20)
10	385311110	KIT, SEALING GROMMET 2"	20	385311111	KIT, SEALING GROMMET 1- ½"

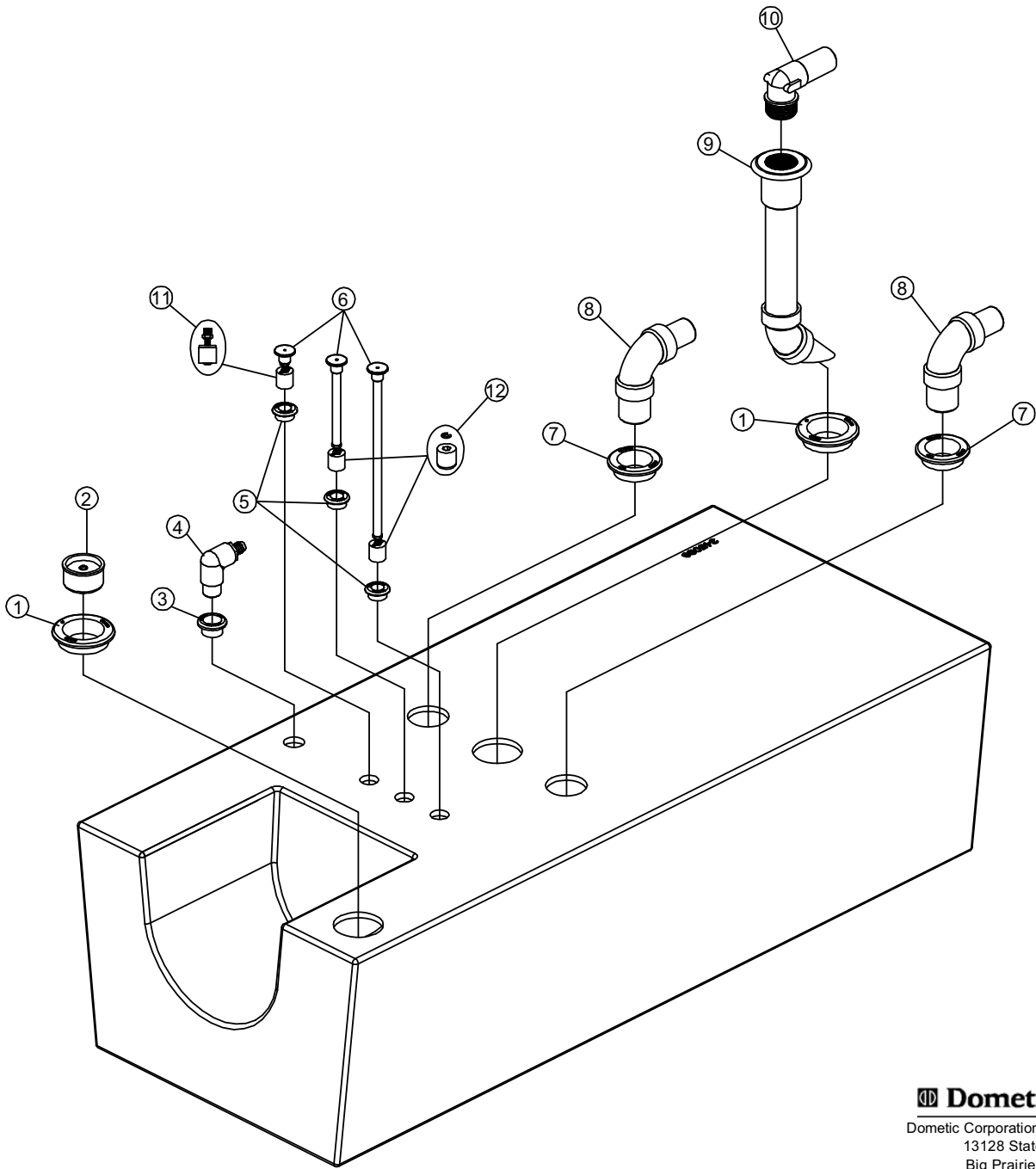


Dometic *Sealand*

Dometic Corporation - Sanitation Systems
13128 State Rt. 226, P.O. Box 38
Big Prairie, OH 44611-0038 USA
Telephone: 330-496-3211
Fax: 330-496-3097
Email: sealand@dometicusa.com

PARTS LIST: 70 Gal. HTS 322007001

ITEM	PART NO.	DESCRIPTION	ITEM	PART NO.	DESCRIPTION
1	385311110	SEALING GROMMET 2"	7	385311111	SEALING GROMMET 1 1/2"
2	313255247	TANK SAVER (includes item 1)	8	385310635	ELBOW KIT (includes item 7)
3	385311112	3/4" SEALING GROMMET	9	385310660	DIPTUBE KIT (includes item 1)
4	385310883	KIT, 3/4" ELBOW/UNISEAL (includes item 3)	10	385311251	KIT, 90° ELBOW FITTING
5	385311164	KIT, SEALING GROMMET 1/2"	11	385230268	FLOAT & STEM KIT
6	385311285	KIT, LEVEL IN'D (322007001) (includes item 5)	12	385311103	FLOAT AND LOCK RING KIT (1 each)

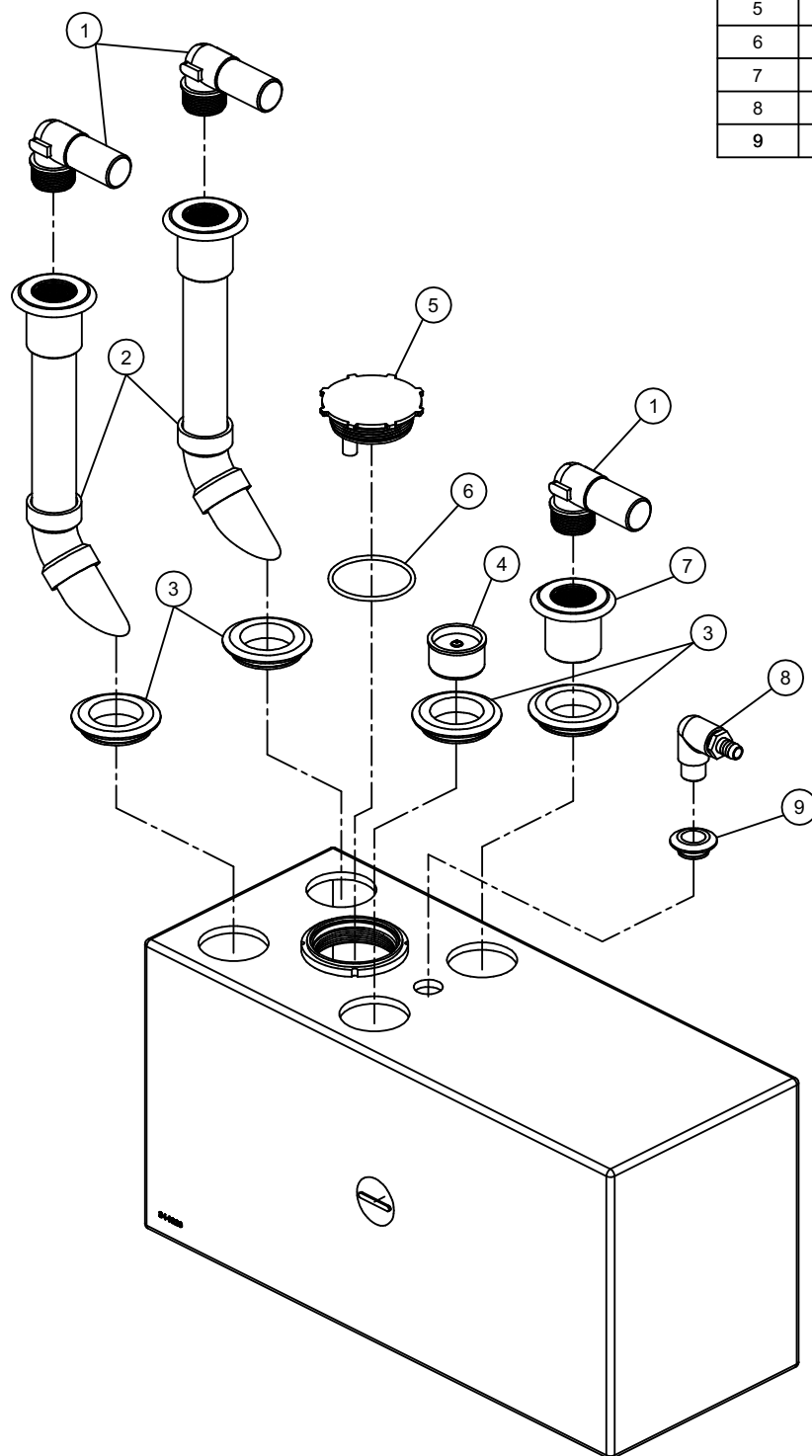


Dometic *Sealand*

Dometic Corporation - Sanitation Systems
13128 State Rt. 226, P.O. Box 38
Big Prairie, OH 44611-0038 USA
Telephone: 330-496-3211
Fax: 330-496-3097
Email: sealand@dometicusa.com

PARTS LIST: MODEL 322840202 HTS BASIC

ITEM	PART NO.	DESCRIPTION
1	385311251	KIT, 90° ELBOW FITTING
2	385311078	KIT, DIPTUBE
3	385311110	KIT, GROMMET SEALING 2"
4	313255247	TANK SAVER, 1- $\frac{1}{2}$ " (includes item 3)
5	385250020	KIT, CAP (includes item 6)
6	385311250	KIT, O'RING 3- $\frac{5}{8}$ " OD X $\frac{3}{16}$ "
7	385311252	KIT, FLANGED ADAPTER FITTING
8	385311073	KIT, VENT ELBOW BARBED
9	385311112	KIT, GROMMET SEALING $\frac{3}{4}$ "

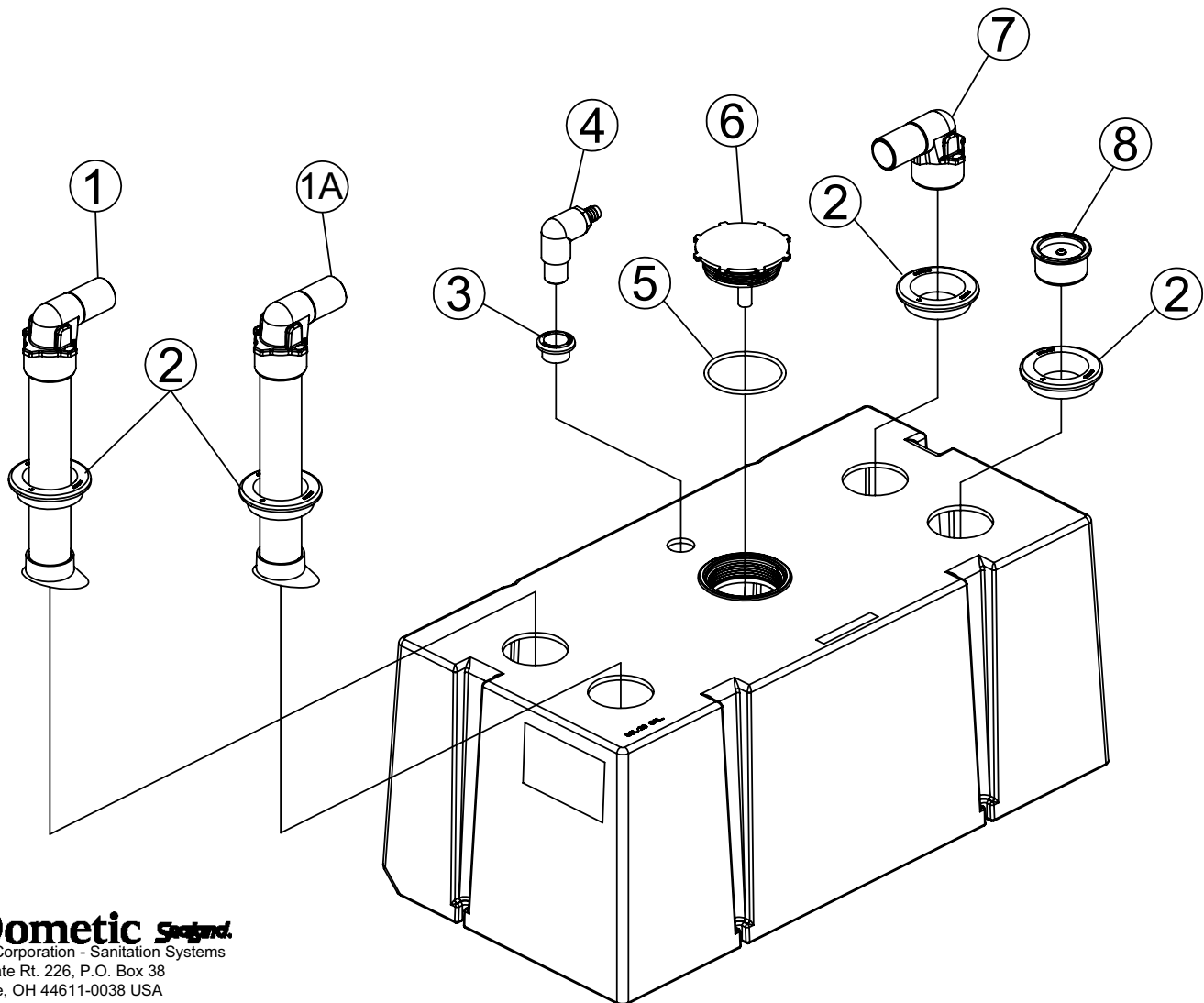


Dometic Corporation - Sanitation Systems
13128 State Rt. 226, P.O. Box 38
Big Prairie, OH 44611-0038 USA
Telephone: 330-496-3211
Fax: 330-496-3097
Email: sealand@dometicus.com

PARTS LIST:

P/N: 600346052
REV.: 11/08

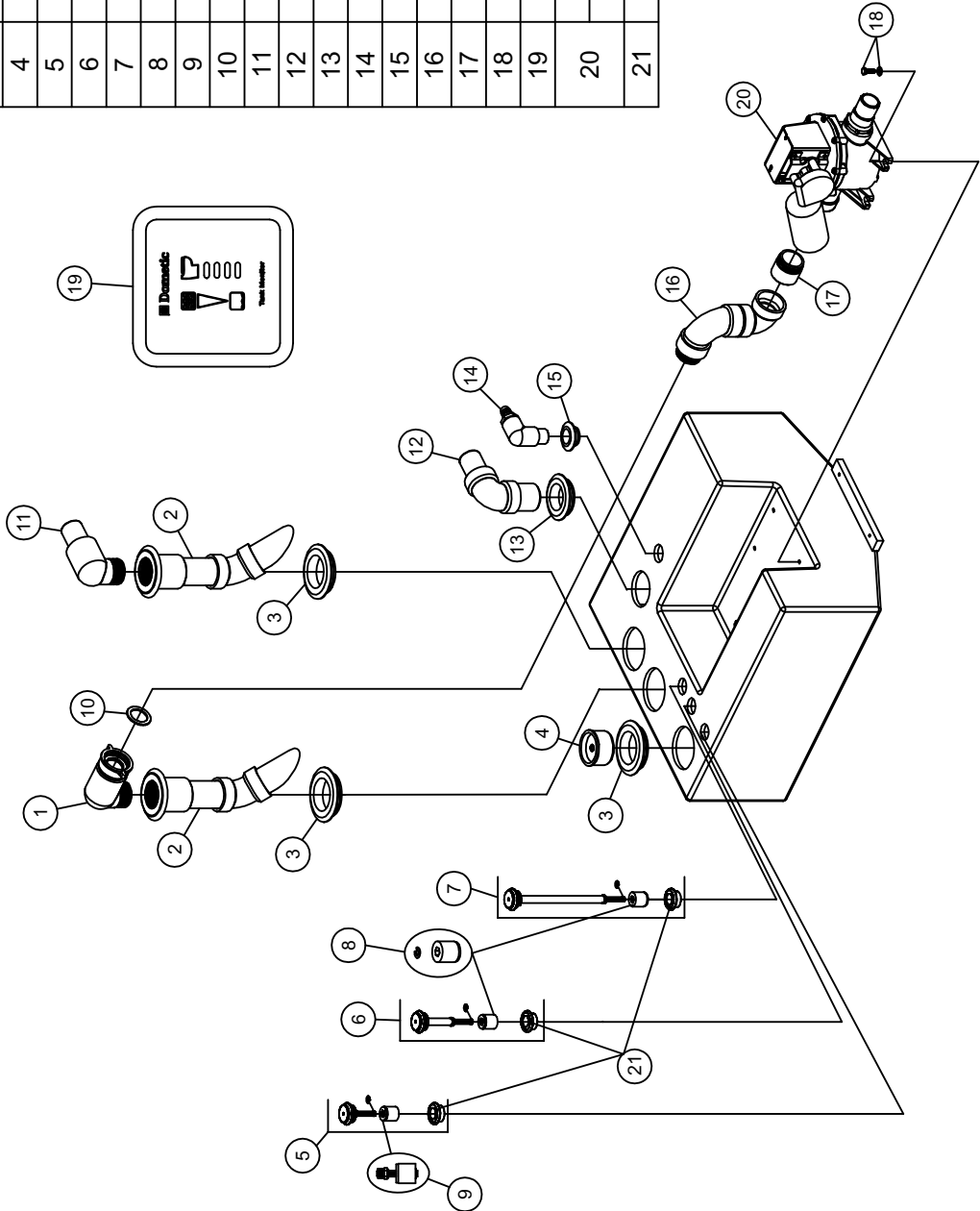
322601101	HD TANK-EU 42L/11G W/CAP		
322601601	HD TANK-EU 61L/16G W/CAP		
322602301	HD TANK-EU 88L/23G W/CAP		
322602901	HD TANK-EU 110L/29G W/CAP		
322603601	HD TANK-EU 137L/36G W/CAP		
LITER	ITEM	PART NO.	DESCRIPTION
42 - 61 - 110	1	385311606	KIT, DIPTUBE/ELBOW/SEAL 9-5/8 (INC.2)
88L - 137L	1A	385311607	KIT, DIPTUBE/ELBOW/SEAL 11-3/16 (INC.2)
ALL MODELS	2	385311110	KIT, SEALING GROMMET 2"
ALL MODELS	3	385311112	KIT, SEALING GROMMET 3/4"
ALL MODELS	4	385311073	KIT, VENT ELBOW-BARBED (INC. 3)
ALL MODELS	5	385311250	KIT, TW CAP ORING REP'L
ALL MODELS	6	385250020	KIT, 4010 TANK CAP/O'RING (INC. 5)
ALL MODELS	7	385311608	KIT, INLET ELBOW (1PC)(INC.2)
ALL MODELS	8	313255247	TANKSAVER 1-1/2" (INC. 2)



Dometic *Saniford*
Dometic Corporation - Sanitation Systems
13128 State Rt. 226, P.O. Box 38
Big Prairie, OH 44611-0038 USA
Telephone: 330-496-3211
Fax: 330-496-3097
Email: sealand@dometicus.com

PARTS LIST: 10 GALLON HULL 322721012-322721024

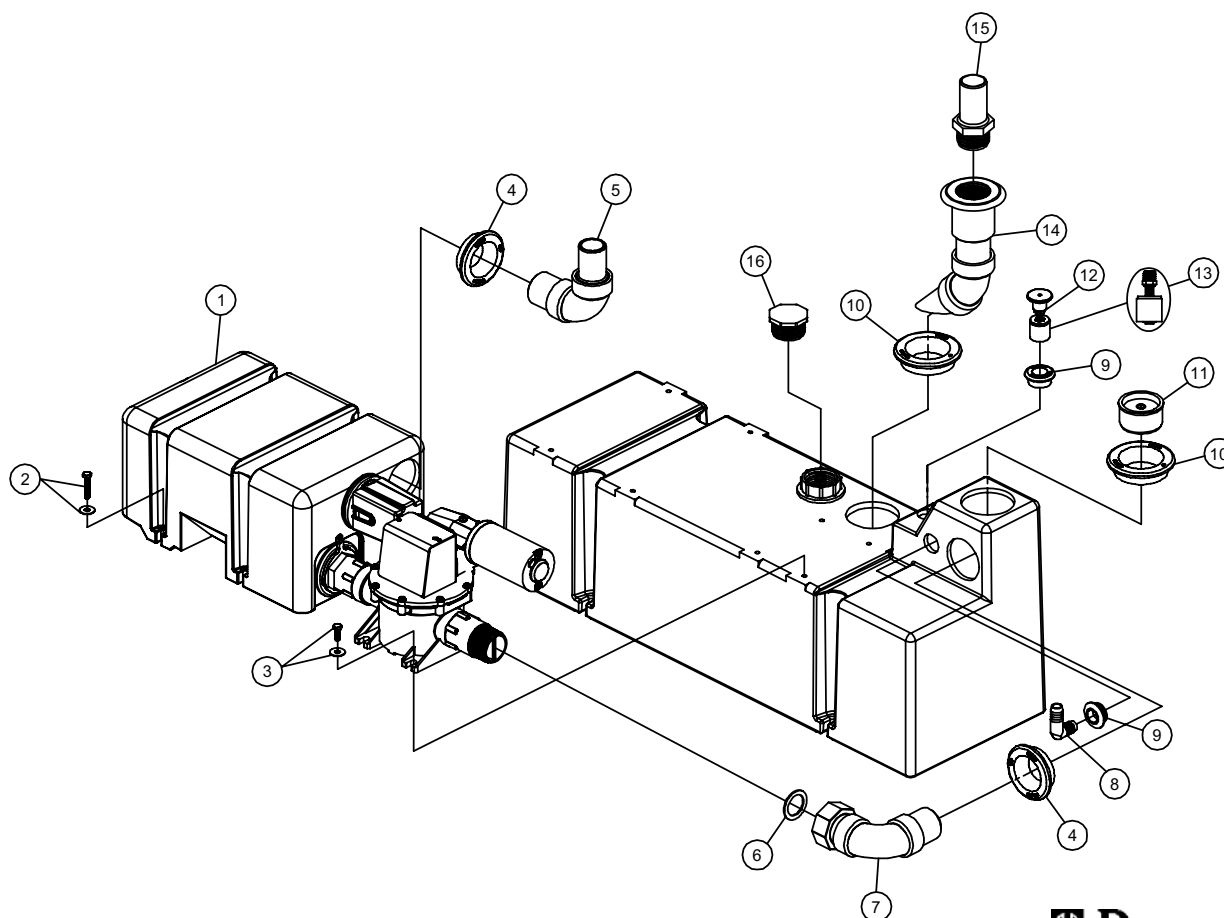
ITEM	PART NO.	DESCRIPTION
1	385310931	QUICK CONNECT FITTING (INC 10)
2	385310660	KIT, DIP TUBE-UNIVERSAL (INC 3)
3	385311110	KIT, SEALING GROMMET 2"
4	313255247	TANKSAVER (INC 3)
5	313900101	FULL FLOAT INDICATOR (INC 21)
6	385311031	MID FLOAT INDICATOR (INC 21)
7	385311032	EMPTY FLOAT INDICATOR (INC 21)
8	385311103	SWITCH FLOAT & LOCK RING
9	385230268	THREADED SWITCH FLOAT & LOCK RING
10	385311233	KIT, SLIP SEAL 1-1/2" REPL
11	385311069	KIT, THRD ELBOW W/HOSE ADAPT
12	385310635	KIT, INLET ELBOW-UNISEAL (INC 13)
13	385311111	KIT, SEALING GROMMET 1-1/2"
14	385311073	KIT, VENT ELBOW-BARBED (INC 15)
15	385311112	KIT, SEALING GROMMET 3/4"
16	385311029	PUMP TO DIPTUBE TRANS ELBOW KIT (INC 10)
17	385640335	KIT, PUMP ADAPTER FITTING
18	385311163	KIT, MTG HARDWARE PUMP TO TANK
19	313604402	DTM04 PNL ONLY/12VDC RLY-BLK
20	385310930	12VDC PUMP (REV. TOP)
	385311156	24VDC PUMP (REV. TOP)
21	385311164	KIT, SEALING GROMMET 1/2"



Dometic Corporation - Sanitation Systems
13128 State Rt. 226, P.O. Box 38
Big Prairie, OH 44611-0038 USA
Telephone: 330-496-3211
Fax: 330-496-3097
Email: sealand@dometicusa.com

PARTS LIST: 10 Gallon HTS 322021012

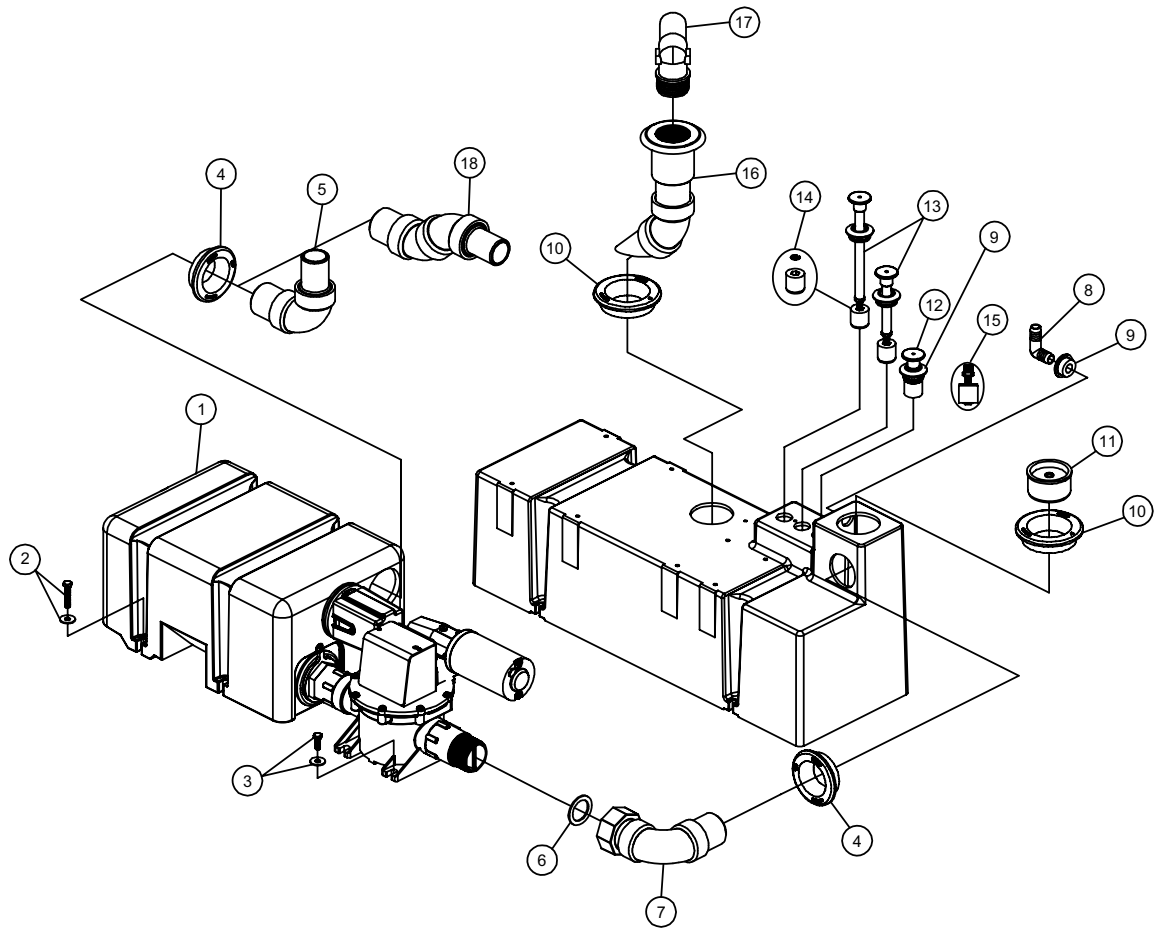
ITEM	PART NO.	DESCRIPTION	ITEM	PART NO.	DESCRIPTION
1	N/A	SEE VGLP EXPLODED PARTS LIST	9	385311164	½" SEALING GROMMET
2	385311162	KIT, MTG HARDWARE VG TO HTS	10	385311110	2" SEALING GROMMET
3	385311163	KIT, MTG HARDWARE PUMP TO TANK	11	313255247	1-1/2" TANKSAVER VALVE (inc. item 10)
4	385311111	1- ½" SEALING GROMMET	12	385311075	KIT, TANK FULL W/DEUTSCH (inc. item 9)
5	385310708	KIT, ELBOW-1 1/2" SHORT INLET (inc. item 4)	13	385230268	KIT, FLOAT/STEM (THREADED)
6	385311233	KIT, SLIP SEAL 1-1/2" REPL	14	385310660	DIPTUBE KIT (inc. item 10)
7	385310772	ELBOW SWIVEL (inc. item 4 & 6)	15	600342807	FITTING, STRAIGHT 1-1/2"MPT-SH
8	600343974	⅝" BARBED ELBOW	16	600342173	PLUG, MALE 1 1/2" PVC
			N/S	385311228	KIT, RELAY HARNESS-322021012



Dometic *Sealand*
Dometic Corporation - Sanitation Systems
13128 State Rt. 226, P.O. Box 38
Big Prairie, OH 44611-0038 USA
Telephone: 330-496-3211
Fax: 330-496-3097
Email: sealand@dometicusa.com

PARTS LIST: 10 Gallon HTS 322101024 - 322001001 - 322711012

ITEM	PART NO.	DESCRIPTION	ITEM	PART NO.	DESCRIPTION
1	N/A	SEE LPVG PARTS LIST	10	385311110	2" SEALING GROMMET
2	385311162	KIT, MTG HARDWARE VG TO HTS	11	313255247	1-1/2" TANKSAVER VALVE (inc. item 10)
3	385311163	KIT, MTG HARDWARE PUMP TO TANK	12	313900101	FULL FLOAT (includes item 9)
4	385311111	1- 1/2" SEALING GROMMET	13	385311253	KIT, ADJ IND'V LEVEL IND'C-12" (inc. item 9)
5	385310708	KIT, ELBOW-1 1/2" SHORT INLET (inc. item 4)	14	385311103	FLOAT & LOCK RING
6	385311233	KIT, SLIP SEAL 1-1/2" REPL	15	385230268	KIT, FLOAT/STEM (THREADED)
7	385310772	ELBOW SWIVEL (inc. item 4&6)	16	385310660	DIPTUBE KIT (inc. item 10)
8	600343974	5/8" BARBED ELBOW	17	385311251	KIT, 90° ELBOW FITTING
9	385311164	1/2" SEALING GROMMET	18	385310787	KIT, 45 INLET ELBOW/UNISEALS (inc. item 4)

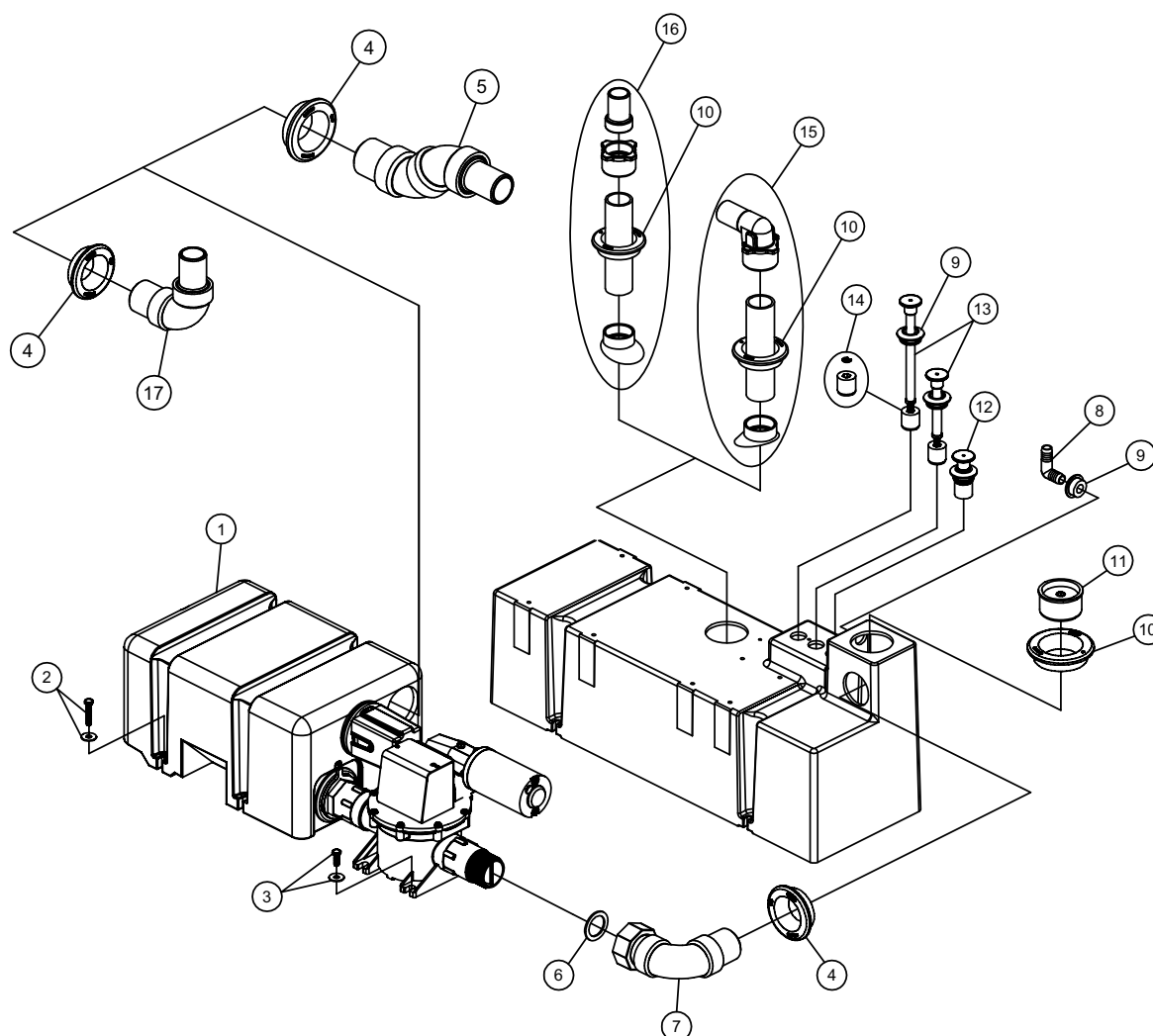


Dometic *Sealand*

Dometic Corporation - Sanitation Systems
13128 State Rt. 226, P.O. Box 38
Big Prairie, OH 44611-0038 USA
Telephone: 330-496-3211
Fax: 330-496-3097
Email: sealand@dometicusa.com

PARTS LIST: 10 Gallon HTS

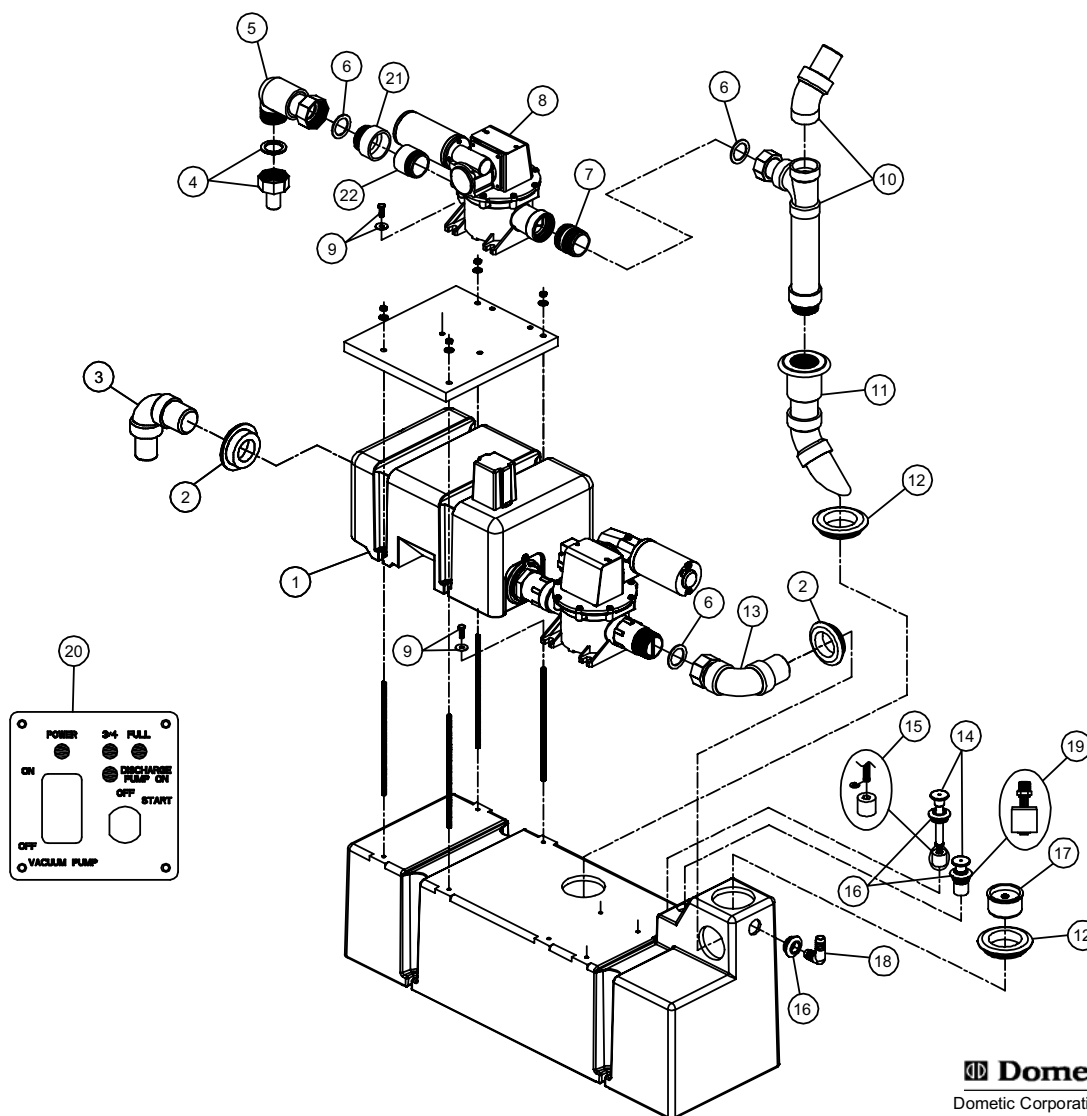
ITEM	PART NO.	DESCRIPTION	ITEM	PART NO.	DESCRIPTION
1	N/A	SEE LPVG PARTS LIST	10	385311110	KIT, SEALING GROMMET 2"
2	385311162	KIT, MTG HARDWARE VG TO HTS	11	313255247	TANKSAVER 1-1/2" (INC 10)
3	385311163	KIT, MTG HARDWARE PUMP TO TANK	12	313900101	FULL FLOAT (INC 9)
4	385311111	KIT, SEALING GROMMET 1-1/2"	13	385311253	KIT, ADJ IND'V LEV IND 12" (INC 9)
5	385310708	KIT, ELBOW-1 1/2" SHORT INLET (INC 4)	14	385311103	KIT, SWITCH FLOAT & LOCK RING
6	385311233	KIT, SLIP SEAL 1-1/2" REPL	15	385311573	KIT, DIPTUBE 90° ELBOW GLUED (INC 10)
7	385310772	KIT, EL/SWIV CONN/FOR U'SEALL (INC 4 & 6)	16	385311584	KIT, DIPTUBE STRAIGHT FITTING (INC 10)
8	385311770	KIT, VENT ELBOW (INC 9)	17	385310708	KIT, ELBOW-1 1/2" SHORT INLET (INC 4)
9	385311164	KIT, SEALING GROMMET 1/2"			



Dometic Corporation - Sanitation Systems
13128 State Rt. 226, P.O. Box 38
Big Prairie, OH 44611-0038 USA
Telephone: 330-496-3211
Fax: 330-496-3097
Email: sealand@dometicusa.com

PARTS LIST: 10 Gallon HTS 322001002

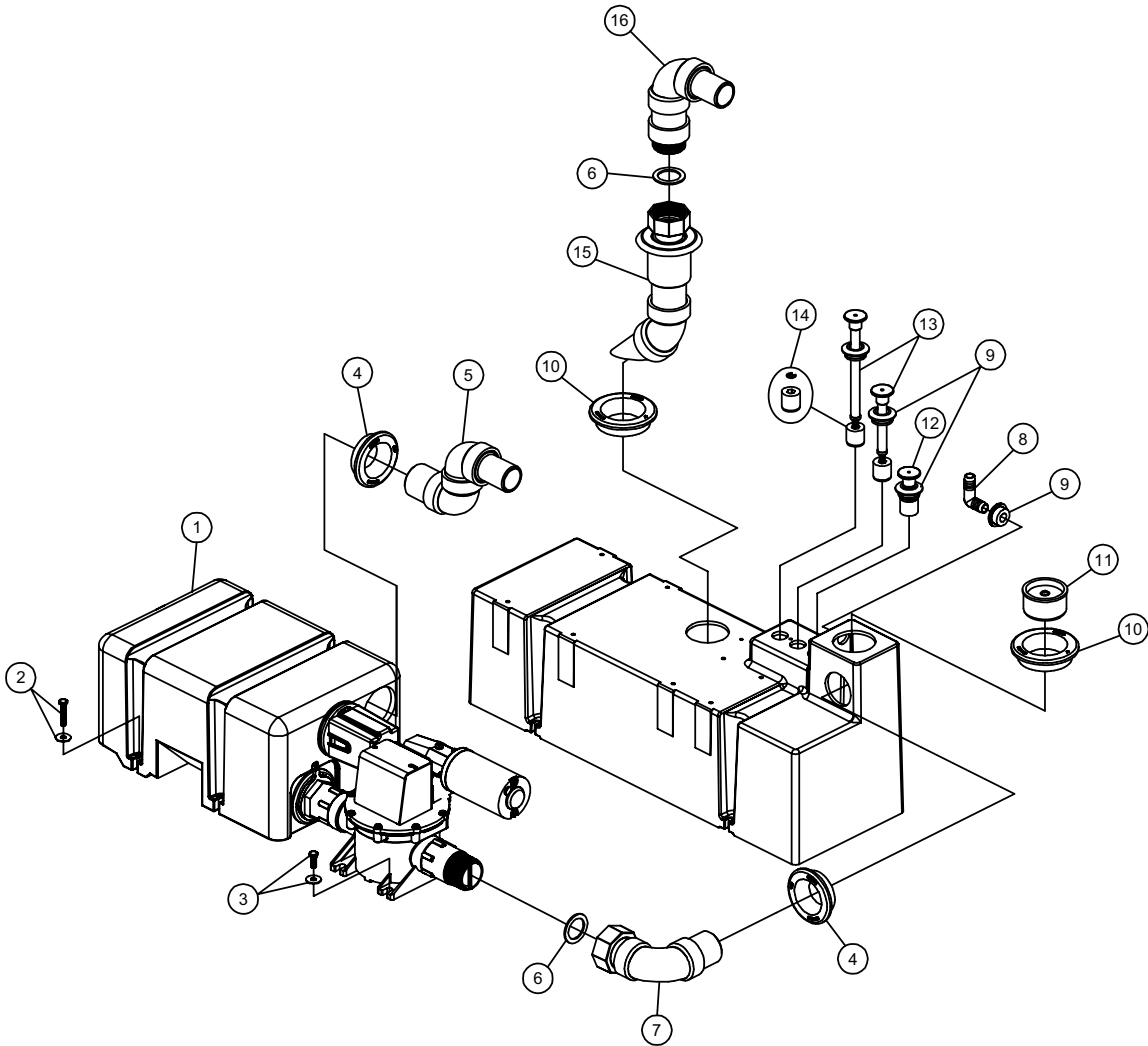
ITEM	PART NO.	DESCRIPTION	ITEM	PART NO.	DESCRIPTION
1	N/A	SEE EXPLODED VG INSERT	10	385311097	KIT, DIPTUBE EXT (320101002) inc. item 6
2	385311111	1- 1/2" SEALING GROMMET	11	385310660	DIPTUBE KIT (inc. item 12)
3	385310635	INLET ELBOW (inc. item 2)	12	385311110	2" SEALING GROMMET
4	385311033	KIT, 1" REDUCING ADAPTER	13	385310772	ELBOW SWIVEL CONNECTION (inc. item 6 & 2)
5	385310931	KIT, QUICK CONNECT ELBOW (inc. item 6)	14	385311262	KIT, LEVEL IN'D (inc. item 16)
6	385311233	KIT, SLIP SEAL 1-1/2" REPL	15	385311103	LOCK RING & FLOAT
7	385640370	KIT, LH/RH THREAD ADAPTER	16	385311164	SEALING GROMMET 1/2"
8	360411200	PUMP T12 DEUTSCH	17	313255247	TANKSAVER 1-1/2"(inc. item 12)
9	385311163	KIT, MTG HARDWARE PUMP TO TANK	18	600343974	ELBOW, 5/8" BARBED
N/S	385311263	KIT, RELAY 3/4-FULL ASSY	19	385230268	KIT, FLOAT/STEM (THREADED)
			20	385311280	KIT, TANK LEVEL PNL 201
			21	385230268	KIT, FLOAT/STEM (THREADED)
			22	385311280	KIT, TANK LEVEL PNL 201



Dometic *Sealand*
Dometic Corporation - Sanitation Systems
13128 State Rt. 226, P.O. Box 38
Big Prairie, OH 44611-0038 USA
Telephone: 330-496-3211
Fax: 330-496-3097
Email: sealand@dometicusa.com

PARTS LIST: 322001001 HTS 10 LPVG12/TW4/DB-90°INLET

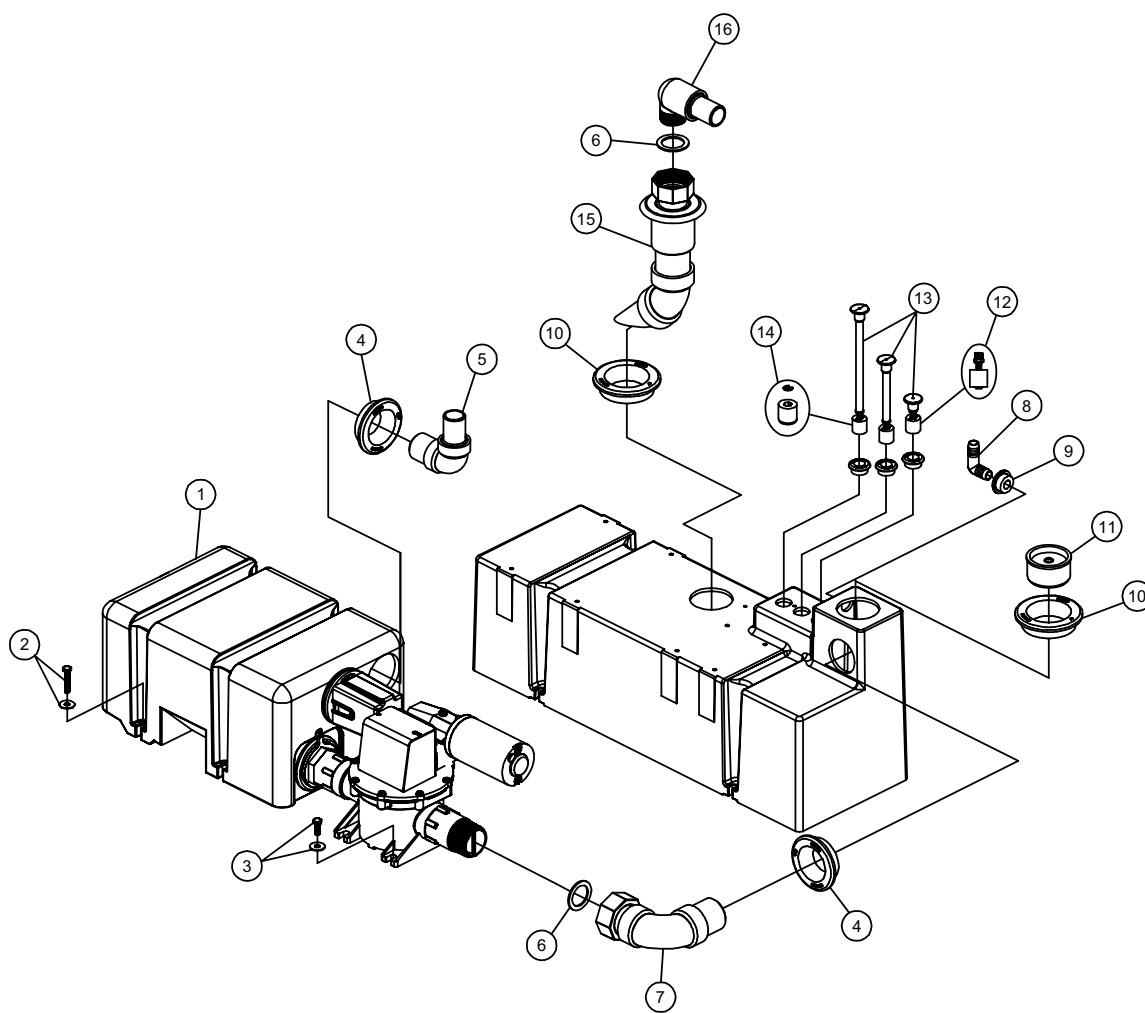
ITEM	PART NO.	DESCRIPTION	ITEM	PART NO.	DESCRIPTION
1	N/A	SEE LPVG PARTS LIST	11	313255247	1-1/2" TANKSAVER VALVE (inc. item 10)
2	385311162	KIT, MTG HARDWARE VG TO HTS	12	313900101	FULL FLOAT (inc. item 9)
3	385311163	KIT, MTG HARDWARE PUMP TO TANK	13	385311253	KIT, ADJ IND'V LEV IND 12" (inc. item 9)
4	385311111	1- 1/2" SEALING GROMMET	14	385311103	FLOAT & LOCK RING
5	385311467	KIT, DB-90° ELBOW INLET (inc. item 4)	15	385311411	DIPTUBE KIT (inc. item 10)
6	385311233	KIT, SLIP SEAL 1-1/2" REPL	16	385311466	KIT, DIPTUBE EXT'N 322001001
7	385310772	ELBOW SWIVEL (inc. item 6)	N/S	360600212	TW4 PANEL W/RELAY-12VDC
8	600343974	5/8" BARBED ELBOW			
9	385311164	1/2" SEALING GROMMET			
10	385311110	2" SEALING GROMMET			



Dometic *Sealand*
Dometic Corporation - Sanitation Systems
13128 State Rt. 226, P.O. Box 38
Big Prairie, OH 44611-0038 USA
Telephone: 330-496-3211
Fax: 330-496-3097
Email: sealand@dometicusa.com

PARTS LIST: 322001004 HTS 10-AMP CON'T/90° OUT

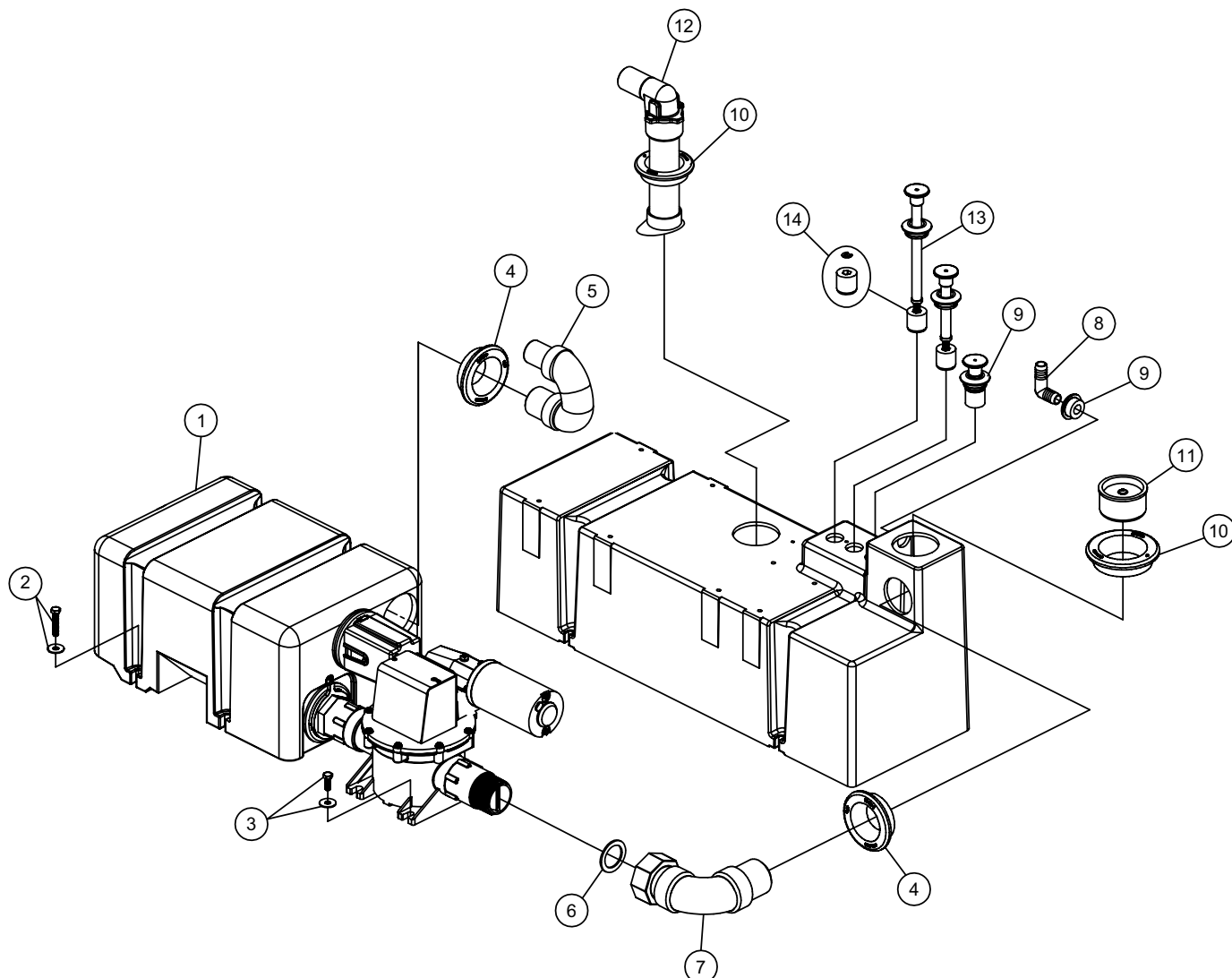
ITEM	PART NO.	DESCRIPTION	ITEM	PART NO.	DESCRIPTION
1	N/A	SEE LPVG PARTS LIST	9	385311164	½" SEALING GROMMET
2	385311162	KIT, MTG HARDWARE VG TO HTS	10	385311110	KIT, SEALING GROMMET 2"
3	385311163	KIT, MTG HARDWARE PUMP TO TANK	11	313255247	1-1/2" TANKSAVER VALVE (INC.10)
4	385311111	1- ½" SEALING GROMMET	12	385230268	KIT, FLOAT/STEM (THREADED) (INC.9)
5	385310708	KIT, ELBOW-1 1/2" SHORT INLET (INC. 4)	13	385311490	KIT, LEVEL IN'D 10HTS W/AMP
6	385311233	KIT, SLIP SEAL 1-1/2" REPL	14	385311103	KIT, SWITCH FLOAT & LOCK RING
7	385310772	ELBOW SWIVEL (inc. item 6)	15	385311411	KIT, UNIV DIPTUBE W/SWIVEL CON
8	600343974	⅝" BARBED ELBOW	16	385311069	KIT, THR'D ELBOW W/HOSE ADAPT



Dometic *Sealand*
Dometic Corporation - Sanitation Systems
13128 State Rt. 226, P.O. Box 38
Big Prairie, OH 44611-0038 USA
Telephone: 330-496-3211
Fax: 330-496-3097
Email: sealand@dometicusa.com

PARTS LIST: 322001005 HTS--10/-12/LVGR/-/DT/---/

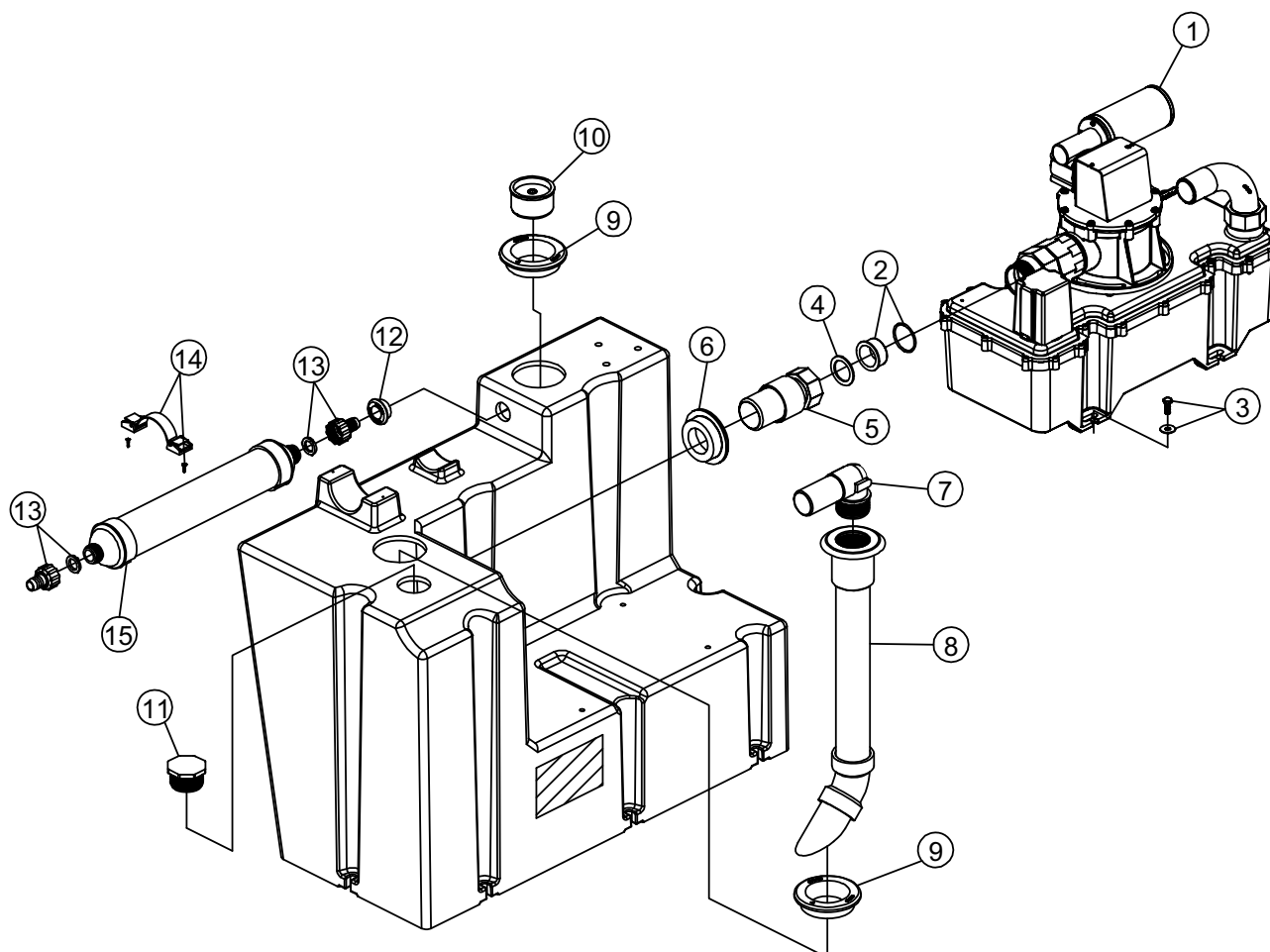
ITEM	PART NO.	DESCRIPTION	ITEM	PART NO.	DESCRIPTION
1	N/A	SEE LPVG PARTS LIST	9	385311164	KIT, ½" SEALING GROMMET
2	385311162	KIT, MTG HARDWARE VG TO HTS	10	385311110	KIT, 2" SEALING GROMMET
3	385311163	KIT, MTG HARDWARE PUMP TO TANK	11	313255247	1-1/2" TANKSAVER VALVE (INC. 10)
4	385311111	KIT, 1-½" SEALING GROMMET	12	385311573	KIT, DIPTUBE 90° ELBOW GLUED (INC. 10)
5	385311342	KIT, 180° INLET (INC. 4)	13	385311693	KIT, LEVEL IN'D (10 HTS) (INC. 9)
6	385311233	KIT, SLIP SEAL 1-1/2" REPL	14	385311103	KIT, SWITCH FLOAT & LOCK RING
7	385310772	KIT, EL/SWIVEL CONN/FOR U' SEAL (INC. 486)	N/S	385311263	KIT, RELAY 3/4-FULL ASSY
8	600343974	⅝" BARBED ELBOW			



Dometic *sealand*
Dometic Corporation - Sanitation Systems
13128 State Rt. 226, P.O. Box 38
Big Prairie, OH 44611-0038 USA
Telephone: 330-496-3211
Fax: 330-496-3097
Email: sealand@dometicusa.com

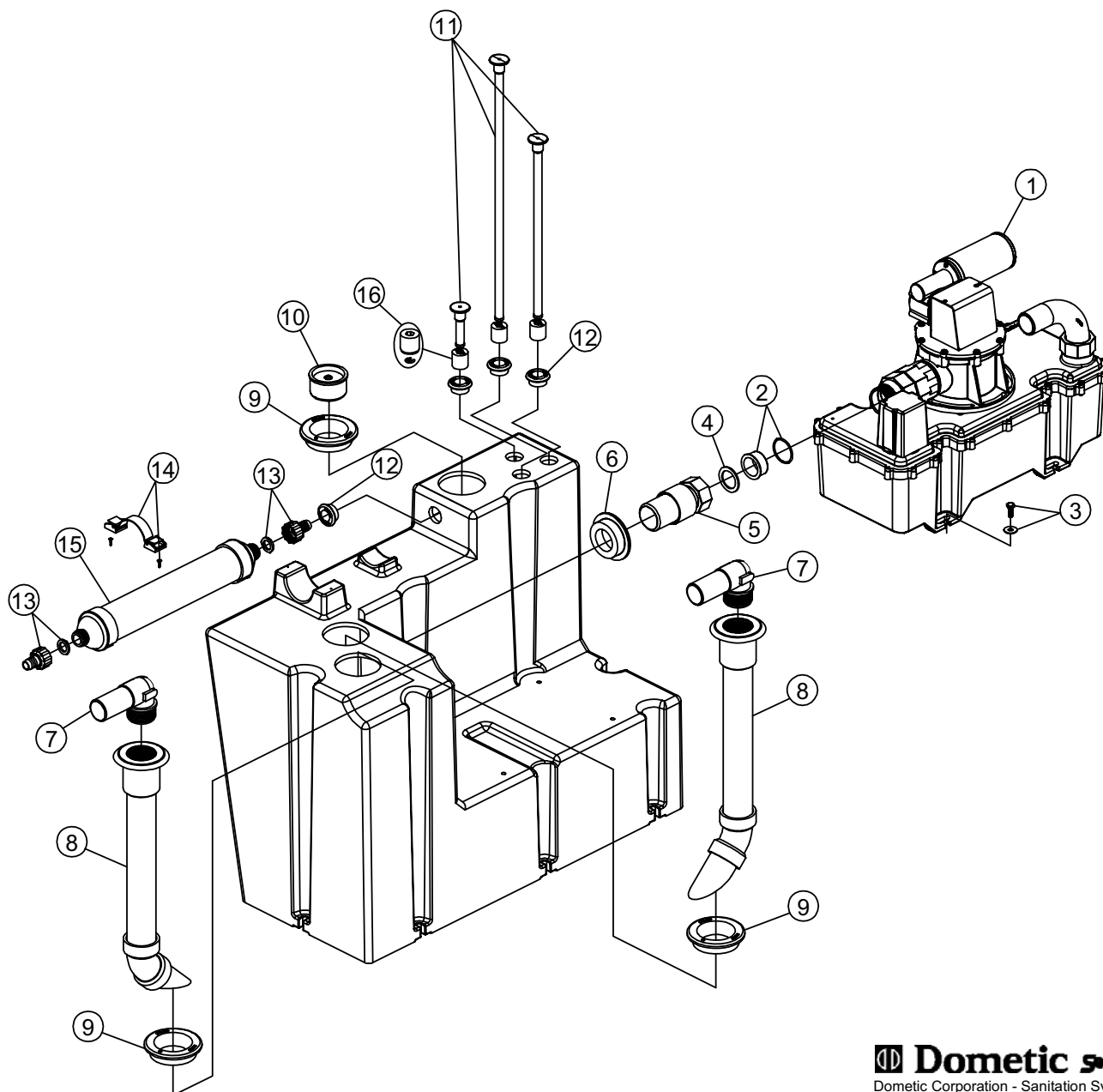
PARTS LIST: 18 Gallon HTS 322031812

ITEM	PART NO.	DESCRIPTION	ITEM	PART NO.	DESCRIPTION
1	N/A	SEE VG EXPLODED PARTS LIST	9	385311110	2" SEALING GROMMET
2	385311237	KIT, SLIP SEAL ADAPTER-VG4	10	313255247	1-1/2" TANKSAVER (inc. item 9)
3	385311163	KIT, MTG HARDWARE PUMP TO TANK	11	600342173	PLUG, MALE 1 1/2" PVC 0466
4	385311233	KIT, SLIP SEAL 1-1/2" REPL	12	385311164	KIT, SEALING GROMMET 1/2"
5	385311236	KIT, VG4 TO HD TANK FITTING	13	385310135	KIT, FILTER INSTALLATION
6	385311111	1-1/2" SEALING GROMMET	14	385310673	KIT, FILTER MOUNTING-HTS
7	385311251	KIT, 90° ELBOW FITTING	15	309310001	HOLDING TANK REPL FILTER
8	385310660	DIPTUBE (inc. item 9)			



PARTS LIST: 18 Gallon HTS 319003001

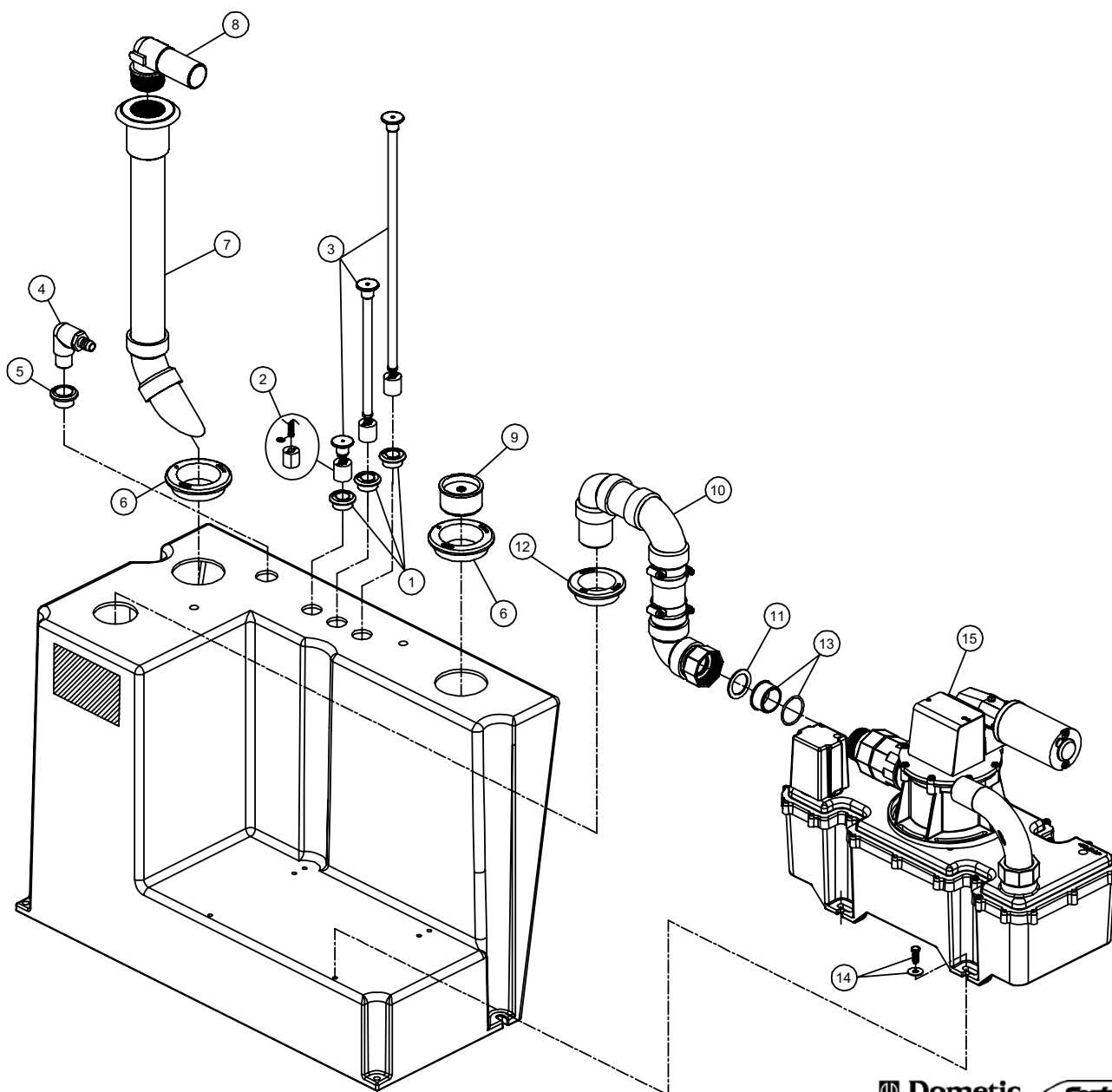
ITEM	PART NO.	DESCRIPTION	ITEM	PART NO.	DESCRIPTION
1	N/A	SEE VG4 EXPLODED PARTS LIST	11	385311464	KIT, LEVEL IN'D (18 HTS)
2	385311237	KIT, SLIP SEAL ADAPTER-VG4	12	385311164	KIT, SEALING GROMMET ½"
3	385311163	KIT, MTG HARDWARE PUMP TO TANK	13	385310135	KIT, FILTER INSTALLATION
4	385311233	KIT, SLIP SEAL 1-1/2" REPL	14	385310673	KIT, FILTER MOUNTING-HTS
5	385311236	KIT, VG4 TO HD TANK FITTING	15	309310001	HOLDING TANK REPL FILTER
6	385311111	1-½" SEALING GROMMET	16	385311103	KIT, SWITCH FLOAT & LOCK RING
7	385311251	KIT, 90° ELBOW FITTING			
8	385310660	DIPTUBE (inc. item 9)			
9	385311110	2" SEALING GROMMET			
10	313255247	1-½" TANKSAVER (inc. item 9)			



Dometic *sealand*
Dometic Corporation - Sanitation Systems
13128 State Rt. 226, P.O. Box 38
Big Prairie, OH 44611-0038 USA
Telephone: 330-496-3211
Fax: 330-496-3097
Email: sealand@dometicusa.com

PARTS LIST: 18 Gallon HTS 322041812

ITEM	PART NO.	DESCRIPTION	ITEM	PART NO.	DESCRIPTION
1	385311164	KIT, SEALING GROMMET 1/2"	9	313255247	1-1/2" TANKSAVER (inc. item 6)
2	385311103	KIT, SWITCH FLOAT & LOCK RING	10	385311278	KIT VG4 OUTLET ASSY 18HTS (inc. item 11&12)
3	385311205	KIT, LEVEL IN'D 18HTS W/D'TSH (inc. item 1)	11	385311233	KIT, SLIP SEAL 1-1/2" REPL
4	385311073	KIT, VENT ELBOW-BARBED (inc. item 5)	12	385311111	1-1/2" SEALING GROMMET
5	385311112	KIT, SEALING GROMMET 3/4"	13	385311237	KIT, SLIP SEAL ADAPTER-VG4
6	385311110	2" SEALING GROMMET	14	385311275	KIT, VG4 MOUNTING HARDWARE
7	385310660	DIPTUBE (inc. item 6)	15	N/A	SEE VG4 EXPLODED PARTS LIST
8	385311251	KIT, 90° ELBOW FITTING			



Dometic *Sealand*

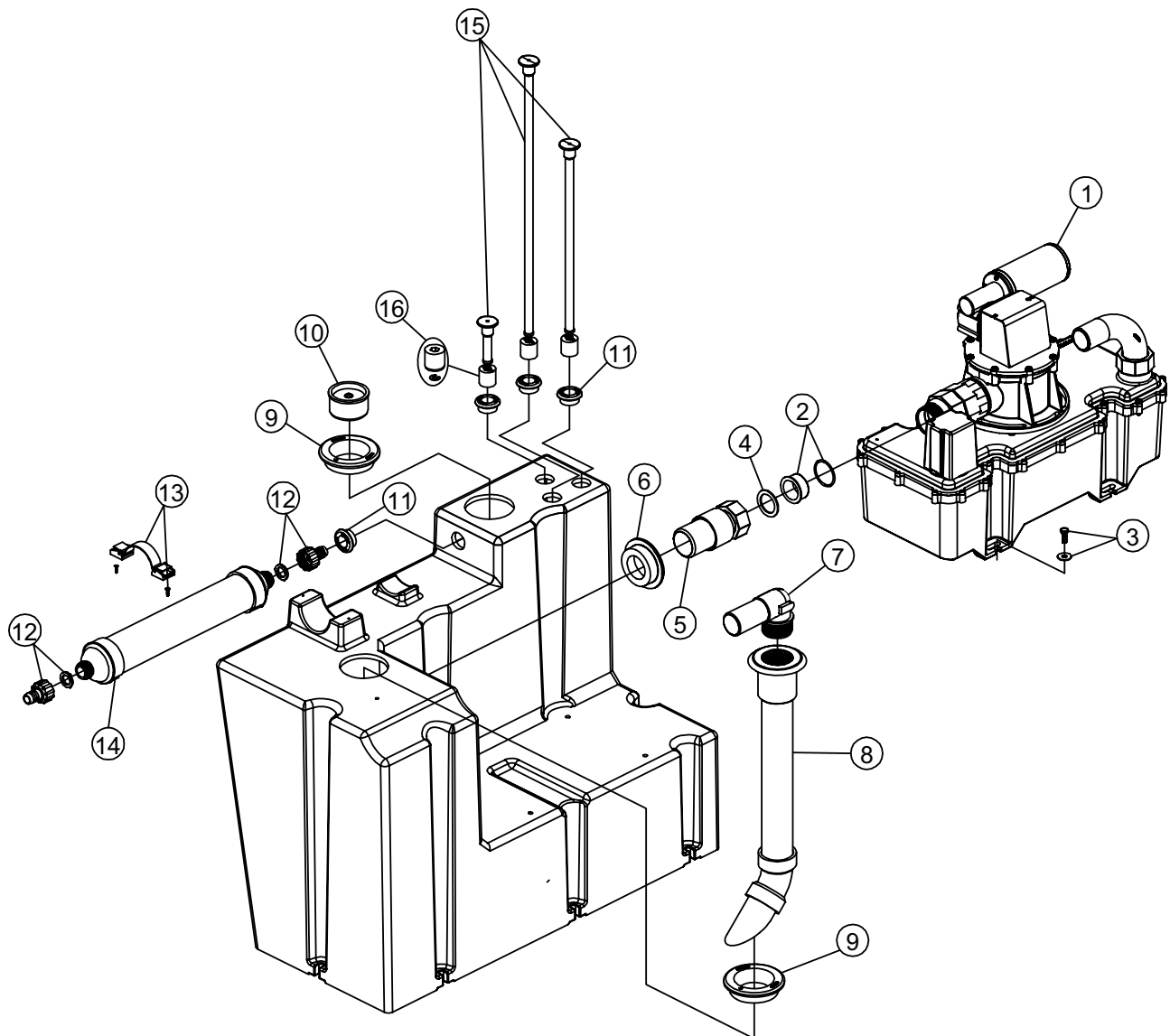
Dometic Corporation - Sanitation Systems
13128 State Rt. 226, P.O. Box 38
Big Prairie, OH 44611-0038 USA
Telephone: 330-496-3211
Fax: 330-496-3097
Email: sealand@dometicusa.com

PARTS LIST: 18 Gallon HTS

P/N: 600345484
REV.: 08/07

322001801 - 322001812 - 322011824 - 322711812

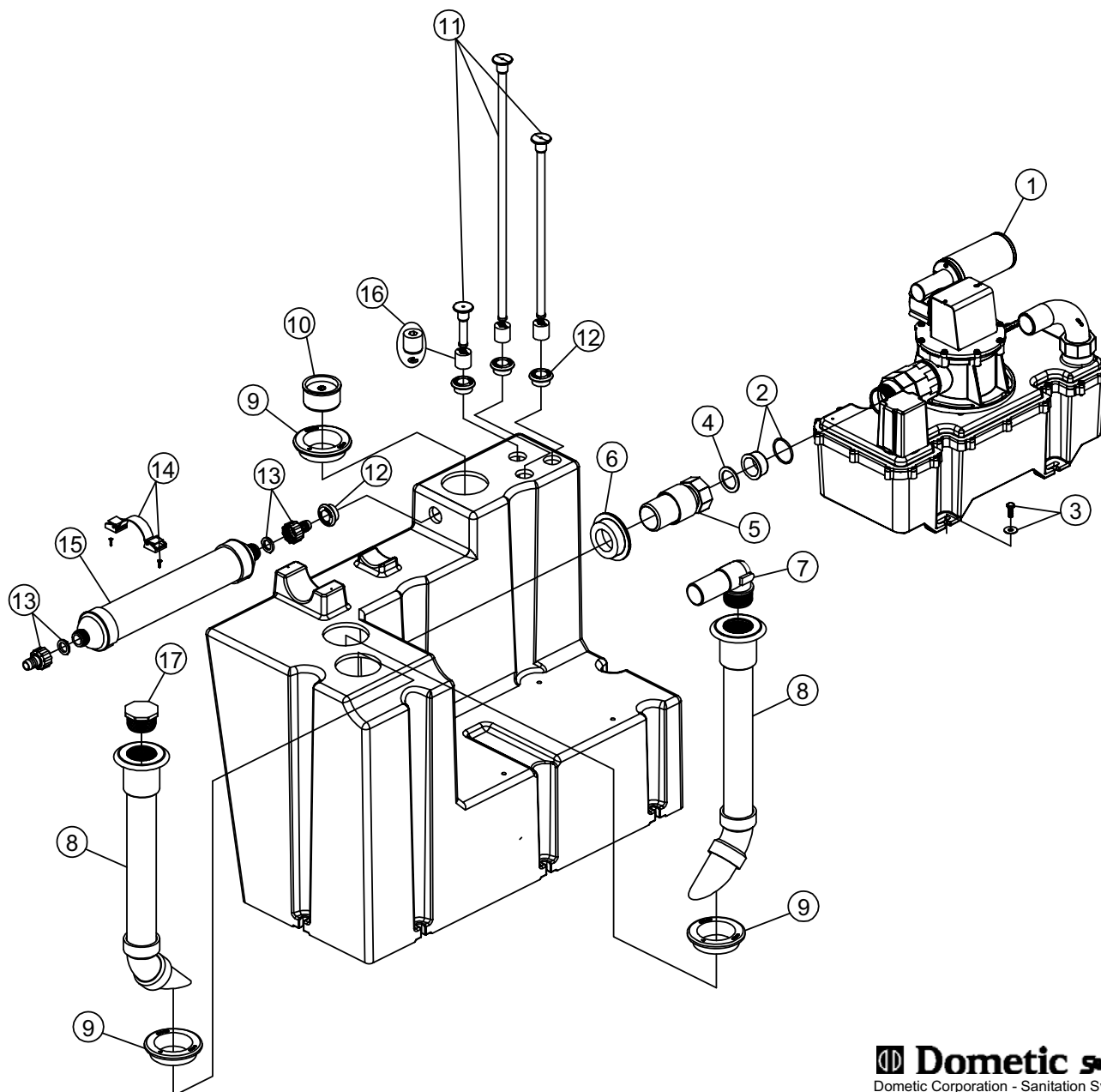
ITEM	PART NO.	DESCRIPTION	ITEM	PART NO.	DESCRIPTION
1	N/A	SEE VG4 EXPLODED PARTS LIST	11	385311164	KIT, SEALING GROMMET 1/2"
2	385311237	KIT, SLIP SEAL ADAPTER-VG4	12	385310135	KIT, FILTER INSTALLATION
3	385311163	KIT, MTG HARDWARE PUMP TO TANK	13	385310673	KIT, FILTER MOUNTING-HTS
4	385311233	KIT, SLIP SEAL 1-1/2" REPL	14	309310001	HOLDING TANK REPL FILTER
5	385311236	KIT, VG4 TO HD TANK FITTING (inc. item 6)	15	385311464	KIT, LEVEL IN'D (18 HTS)
6	385311111	1-1/2" SEALING GROMMET	16	385311103	KIT, SWITCH FLOAT & LOCK RING
7	385311251	KIT, 90° ELBOW FITTING	N/S	385311253	KIT, ADJ IND'V LEVEL IND'C-12"
8	385310660	DIPTUBE (inc. item 9)	N/S	385311254	KIT, ADJ IND'V LEVEL IND'C 24"
9	385311110	2" SEALING GROMMET	*N/S ITEMS USED ON LEVEL INDICATORS THAT DO NOT REQUIRE DEUTSCH CONNECTORS.		
10	313255247	1-1/2" TANKSAVER (inc. item 9)			



Dometic sealand
Dometic Corporation - Sanitation Systems
13128 State Rt. 226, P.O. Box 38
Big Prairie, OH 44611-0038 USA
Telephone: 330-496-3211
Fax: 330-496-3097
Email: sealand@dometicusa.com

PARTS LIST: 18 Gallon HTS 320101815

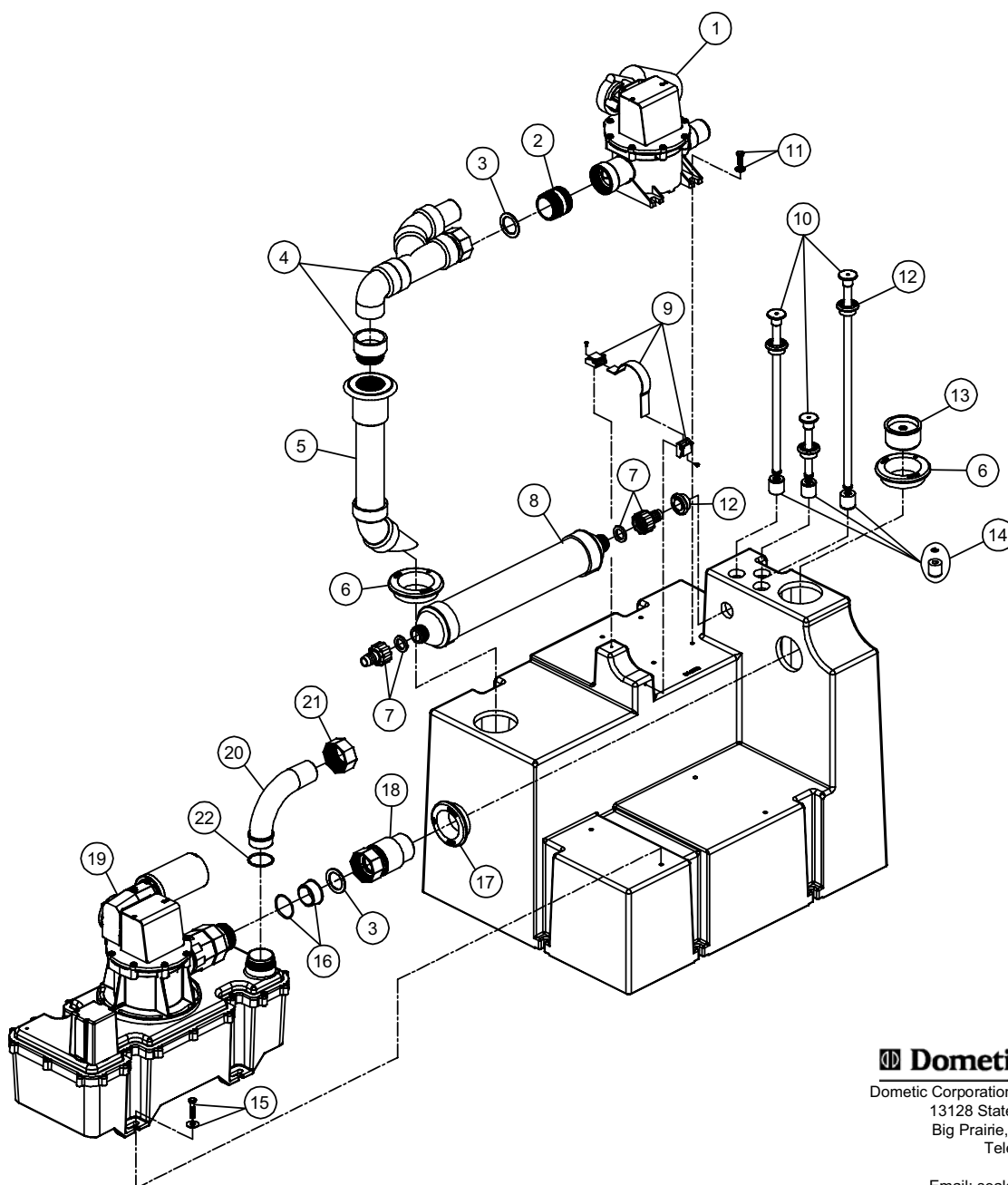
ITEM	PART NO.	DESCRIPTION	ITEM	PART NO.	DESCRIPTION
1	N/A	SEE VG4 EXPLODED PARTS LIST	11	385311464	KIT, LEVEL IN'D (18 HTS) (inc. item 12)
2	385311237	KIT, SLIP SEAL ADAPTER-VG4	12	385311164	KIT, SEALING GROMMET ½"
3	385311163	KIT, MTG HARDWARE PUMP TO TANK	13	385310135	KIT, FILTER INSTALLATION
4	385311233	KIT, SLIP SEAL 1-1/2" REP'L	14	385310673	KIT, FILTER MOUNTING-HTS
5	385311236	KIT, VG4 TO HD TANK FITTING(inc. items 4 & 6)	15	309310001	HOLDING TANK REPL FILTER
6	385311111	1-½" SEALING GROMMET	16	385311103	KIT, SWITCH FLOAT & LOCK RING
7	385311251	KIT, 90° ELBOW FITTING	17	600342173	PLUG, MALE 1 1/2" PVC 0466
8	385310660	DIPTUBE (inc. item 9)			
9	385311110	2" SEALING GROMMET			
10	313255247	1-½" TANKSAVER (inc. item 9)			



Dometic *Sealand*
Dometic Corporation - Sanitation Systems
13128 State Rt. 226, P.O. Box 38
Big Prairie, OH 44611-0038 USA
Telephone: 330-496-3211
Fax: 330-496-3097
Email: sealand@dometicusa.com

PARTS LIST: 21 Gallon HTS 322002101

ITEM	PART NO.	DESCRIPTION	ITEM	PART NO.	DESCRIPTION
1	360411200	PUMP T12 DEUTSCH	12	385311164	KIT, SEALING GROMMET ½"
2	385640370	KIT, LH/RH THREAD ADAPTER	13	313255247	1-1/2" TANKSAVER VALVE (inc. item 6)
3	385311233	KIT, SLIP SEAL 1-1/2" REPL	14	385311103	KIT, SWITCH FLOAT & LOCK RING
4	385311232	KIT, DIPTUBE WYE FITTING 21HTS	15	385311162	KIT, MTG HARDWARE VG TO HTS
5	385310660	DIPTUBE (inc. item 6)	16	385311237	KIT, SLIP SEAL ADAPTER-VG4
6	385311110	2" UNISEAL	17	385311111	KIT, SEALING GROMMET 1-½"
7	385310135	KIT, FILTER INSTALLATION	18	385311236	KIT, VG4 TO HD TANK FITTING
8	309310001	HOLDING TANK REPL FILTER	19	317780112	VG4/JQ12-STANDARD
9	385310673	KIT, FILTER MOUNTING-HTS	20	385311218	VG INLET (includes item 21 & 22)
10	385311234	KIT, LEVEL IN'D - 21HTS (includes item 12)	21	385311231	SWIVEL NUT 1 ½"
11	385311163	KIT, MTG HARDWARE PUMP TO TANK	22	385311238	O'RING KIT

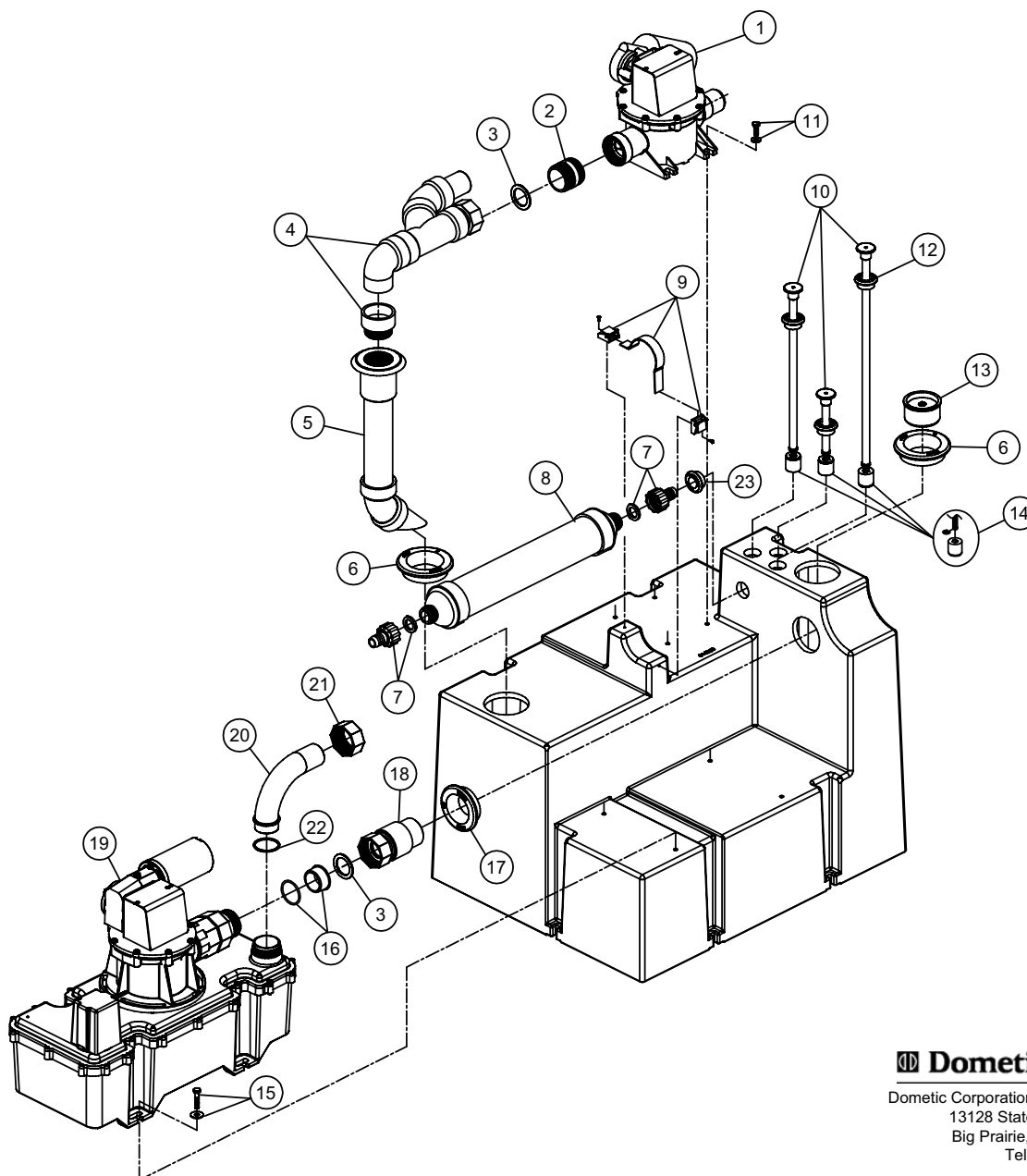


Dometic *Sealand*

Dometic Corporation - Sanitation Systems
13128 State Rt. 226, P.O. Box 38
Big Prairie, OH 44611-0038 USA
Telephone: 330-496-3211
Fax: 330-496-3097
Email: sealand@dometicusa.com

PARTS LIST: 21 Gallon HTS 322702112 322702124

ITEM	PART NO.	DESCRIPTION	ITEM	PART NO.	DESCRIPTION
1	317301200	PUMP TW12	12	385311164	KIT, SEALING GROMMET ½"
	317302400	PUMP T24	13	313255247	1-1/2" TANKSAVER VALVE(inc. item 6)
2	385640370	KIT, LH/RH THREAD ADAPTER	14	385311103	KIT, SWITCH FLOAT & LOCK RING
3	385311233	KIT, SLIP SEAL 1-1/2" REPL	15	385311162	KIT, MTG HARDWARE VG TO HTS
4	385311232	KIT, DIPTUBE WYE FITTING 21HTS	16	385311237	KIT, SLIP SEAL ADAPTER-VG4
5	385310660	DIPTUBE (inc. item 6)	17	385311111	KIT, SEALING GROMMET 1-½"
6	385311110	KIT, SEALING GROMMET 2"	18	385311236	KIT, VG4 TO HD TANK FITTING
7	385310135	KIT, FILTER INSTALLATION	19	317780112	VG4/JQ12-STANDARD
8	309310001	HOLDING TANK REPL FILTER		317780024	VG4/JQ24-STANDARD
9	385310673	KIT, FILTER MOUNTING-HTS	20	385311218	KIT, EL HOSE FIT W/NUT-VG4(INC. 21 & 22)
10	385311235	KIT, LEVEL IN'D - 21HTS (includes item 12)	21	385311212	KIT, 1-1/2" SWIVEL NUT
11	385311163	KIT, MTG HARDWARE PUMP TO TANK	22	385311238	KIT, O'RING REPL-VG4 FITTINGS

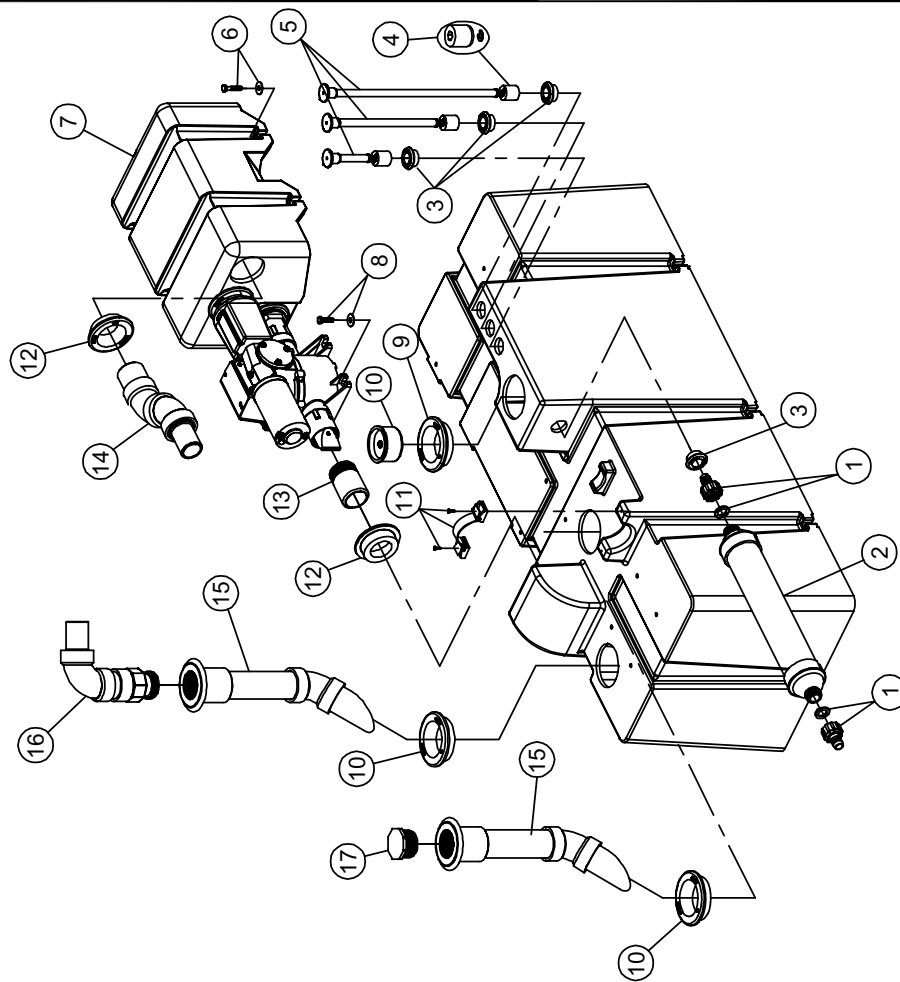


Dometic *Sealand*

Dometic Corporation - Sanitation Systems
13128 State Rt. 226, P.O. Box 38
Big Prairie, OH 44611-0038 USA
Telephone: 330-496-3211
Fax: 330-496-3097
Email: sealand@dometicus.com

PARTS LIST: MODEL 322002701 - 27 HTS

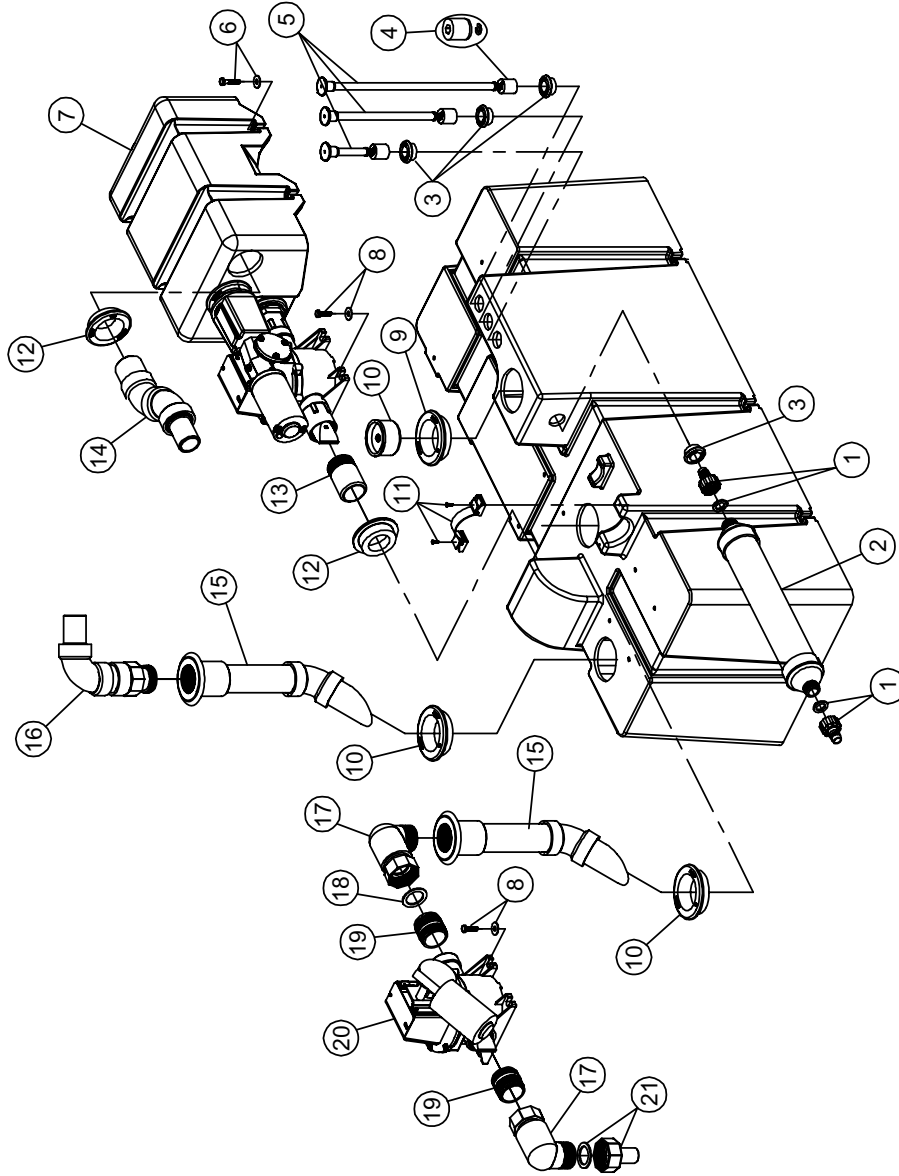
ITEM	PART NO.	DESCRIPTION
1	385310135	VENT FILTER FITTINGS
2	309310001	VENT FILTER (DOES NOT INCLUDE ITEM #1)
3	385311164	1/2" SEALING GROMMET
4	385311103	KIT, SWITCH FLOAT & LOCK RING
5	385311369	KIT, LEVEL IN/D 27HTS W/D/T (INC. ITEM 3)
6	385311162	KIT, MTG HARDWARE VG TO HTS
7	N/A	SEE LPVG PARTS LIST
8	385311163	KIT, MTG HARDWARE PUMP TO TANK
9	385311110	2" SEALING GROMMET
10	313255247	TANKSAVER (INCLUDES ITEM #8)
11	385310673	FILTER MOUNTING HARDWARE
12	385311111	1-1/2" SEALING GROMMET
13	385311367	KIT, VG OUTLET FITTING EXT (INC. ITEM 12)
14	385310787	KIT, 45 INLET ELBOW/UNISEALS (INC. ITEM 12)
15	385310660	DIPTUBE ASSEMBLY (INCLUDES ITEM #10)
16	385311368	KIT, SW/VL EL DIPTUBE EXT.
17	600342173	PLUG, MALE 1 1/2" PVC



Dometic *Sealand*
Dometic Corporation - Sanitation Systems
13128 State Rt. 226, P.O. Box 38
Big Prairie, OH 44611-0038 USA
Telephone: 330-496-3211
Fax: 330-496-3097
Email: sealand@dometicusa.com

PARTS LIST: MODEL 322002702 - 27 HTS

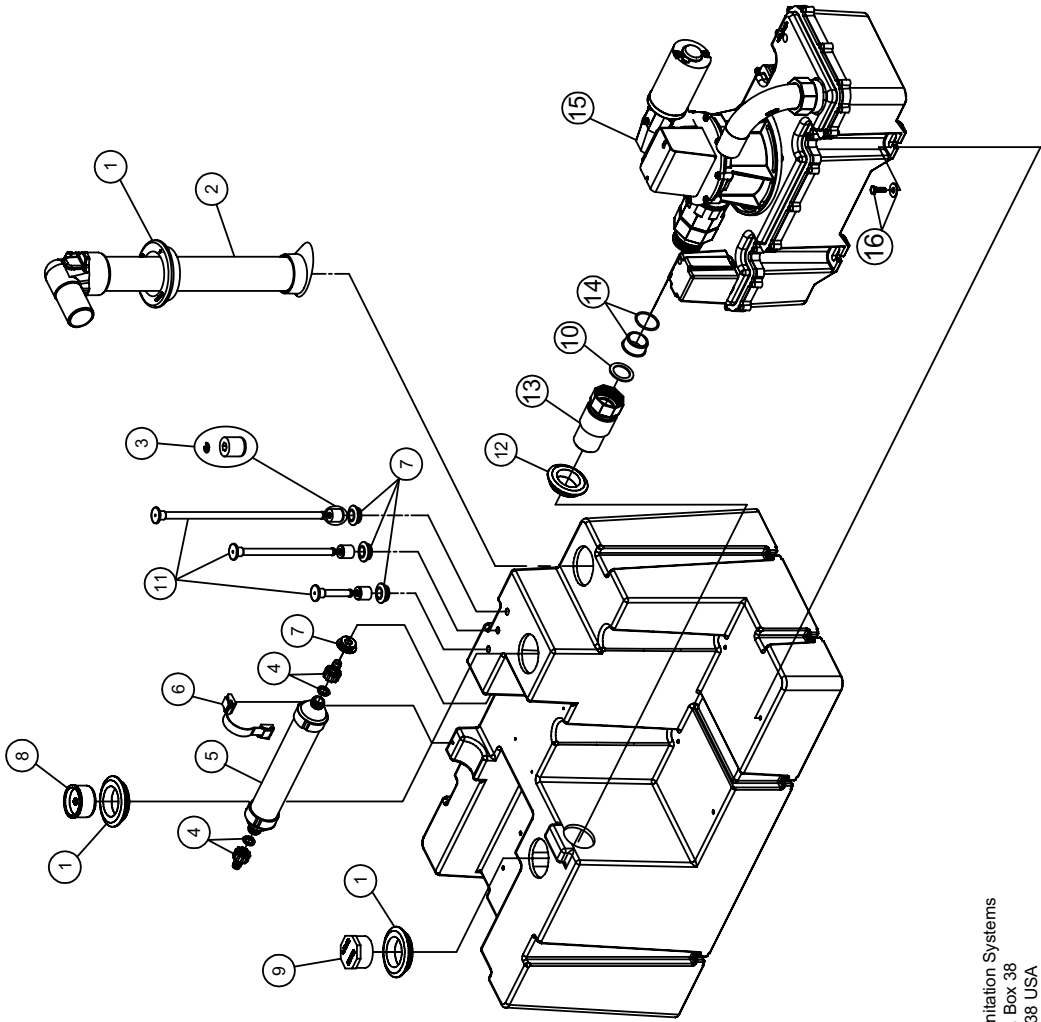
ITEM	PART NO.	DESCRIPTION
1	385310135	VENT FILTER FITTINGS
2	309310001	VENT FILTER (DOES NOT INCLUDE ITEM #1)
3	385311164	1/2" SEALING GROMMET
4	385311103	KIT, SWITCH FLOAT & LOCK RING
5	385311369	KIT, LEVEL IND 27HTS W/DT
6	385311162	KIT, MTG HARDWARE VG TO HTS
7	N/A	SEE LPVG PARTS LIST
8	385311163	KIT, MTG HARDWARE PUMP TO TANK
9	385311110	2" SEALING GROMMET
10	313255247	TANKSAVER (INCLUDES ITEM #9)
11	385310673	FILTER MOUNTING HARDWARE
12	385311111	1-1/2" SEALING GROMMET
13	385311367	KIT, VG OUTLET FITTING EXT (INC. ITEM 12)
14	385310787	KIT, 45 INLET ELBOW/UNISEALS (INC. ITEM 12)
15	385310660	DIPTUBE ASSEMBLY (INCLUDES ITEM #10)
16	385311368	KIT, SWIVL EL DIPTUBE EXT.
17	385311328	KIT, SWIVEL ELBOW ASSY (INC. ITEM #6)
18	385311233	1-1/2" SEAL
19	385640370	KIT, LH/RH THREAD ADAPTER
20	360411200	PUMP T12 DEUTSCH
21	385311033	KIT, 1" REDUCING ADAPTER



Dometic *Sealand*
Dometic Corporation - Sanitation Systems
13128 State Rt. 226, P.O. Box 38
Big Prairie, OH 44611-0038 USA
Telephone: 330-496-3211
Fax: 330-496-3097
Email: sealand@dometicusa.com

PARTS LIST: MODEL 322102801 28 HTS+

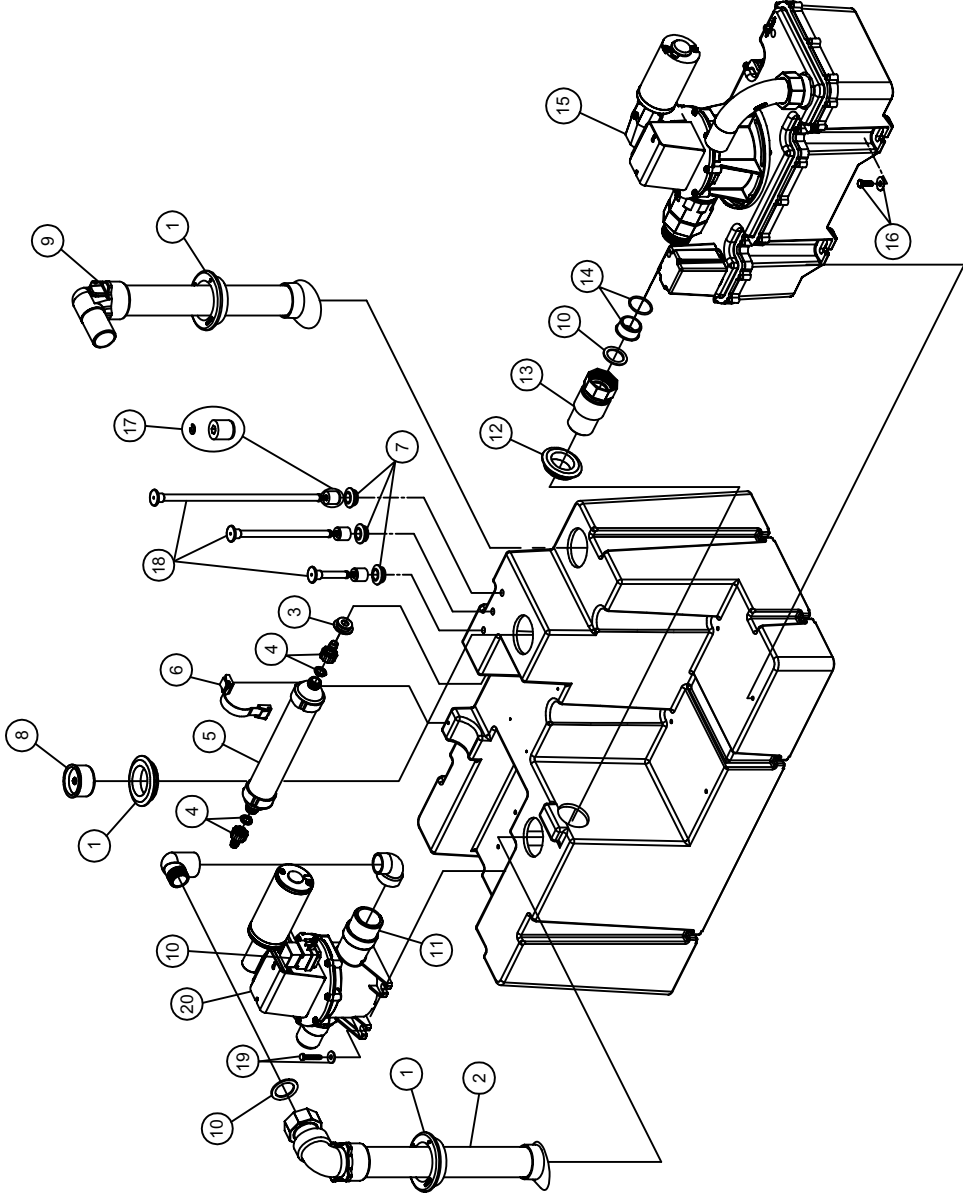
ITEM	PART NO.	DESCRIPTION
1	385311110	2" SEALING GROMMET
2	385311573	KIT, DIPTUBE 90° ELBOW GLUED (INC 1)
3	385311103	KIT, SWITCH FLOAT & LOCK RING
4	385310135	VENT FILTER FITTINGS
5	309310001	VENT FILTER (DOES NOT INCLUDE ITEM #4)
6	385310673	FILTER MOUNTING HARDWARE
7	385311164	1/2" SEALING GROMMET
8	313255247	TANKSAVER (INC 1)
9	600346051	PLUG, 2"
10	385311233	KIT, SLIP SEAL 1-1/2" REPL
11	385311159	KIT, LEVEL IN'D HTS W/D TSH
12	385311111	KIT, SEALING GROMMET 1-1/2"
13	385311236	KIT, VG4 TO HD TANK FITTING (INC 10)
14	385311237	KIT, SLIP SEAL ADAPTER-VG4
15	N/A	SEE VG4 PARTS LIST
16	385311162	KIT, MTG HARDWARE VG TO HTS
N/S	385310694	KIT, 12VDC PUMP RELAY



Dometic Corporation - Sanitation Systems
13128 State Rt. 226, P.O. Box 38
Big Prairie, OH 44611-0038 USA
Telephone: 330-496-3211
Fax: 330-496-3097
E-mail: sealand@dometicusa.com

PARTS LIST: MODEL 322102802 28 HTS+

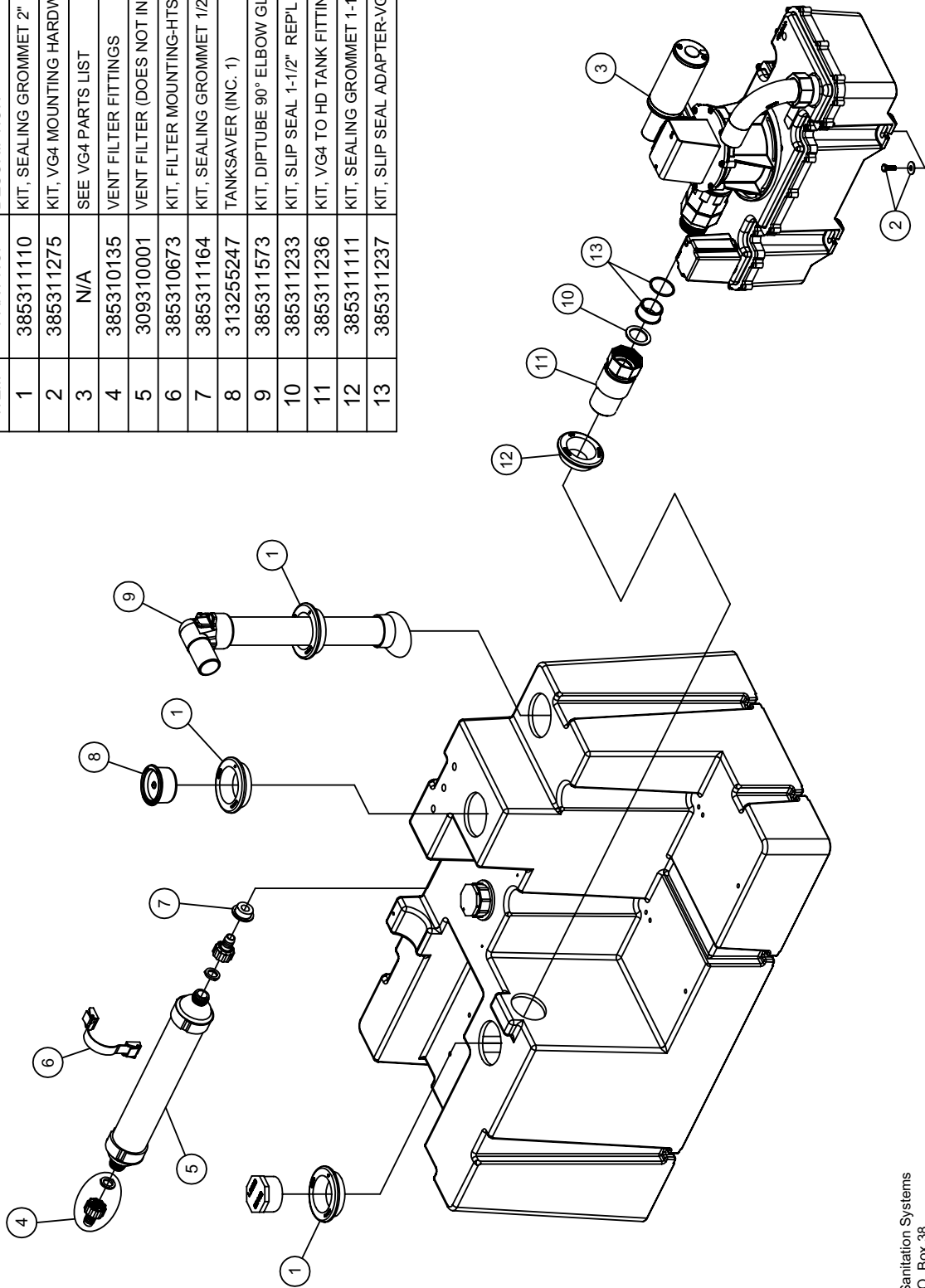
ITEM	PART NO.	DESCRIPTION
1	385311110	KIT, SEALING GROMMET 2"
2	385311577	KIT, SWIVEL DIPW FITTING ASSY (INC 1 & 10)
3	385311112	KIT, SEALING GROMMET 3/4"
4	385310135	VENT FILTER FITTINGS
5	309310001	VENT FILTER (DOES NOT INC 4)
6	385310673	FILTER MOUNTING HARDWARE
7	385311164	KIT, SEALING GROMMET 1/2"
8	313255247	TANKSAVER 1-1/2" (INC 1)
9	385311573	KIT, DIPTUBE 90° ELBOW GLUED (INC 1)
10	385310694	KIT, 12VDC PUMP RELAY
11	385640335	FITTING INLET TANK TO PUMP
12	385311111	KIT, SEALING GROMMET 1-1/2"
13	385311236	KIT, VG4 TO HD TANK FITTING (INC 10)
14	385311237	KIT, SLIP SEAL ADAPTER-VG4
15	N/A	SEE VG4 PARTS LIST
16	385311162	KIT, MTG HARDWARE VG TO HTS
17	385311103	KIT, SWITCH FLOAT & LOCK RING
18	385311159	KIT, LEVEL IND HTS WIDTSH
19	385311163	KIT, MTG HARDWARE PUMP TO TANK
20	N/A	SEE PUMP PARTS LIST



Dometic Corporation - Sanitation Systems
13128 State Rt. 226, P.O. Box 38
Big Prairie, OH 44611-0038 USA
Telephone: 330-496-3211
Fax: 330-496-3097
Email: sealand@dometicusa.com

PARTS LIST: MODEL 322102803 - 28 HTS+

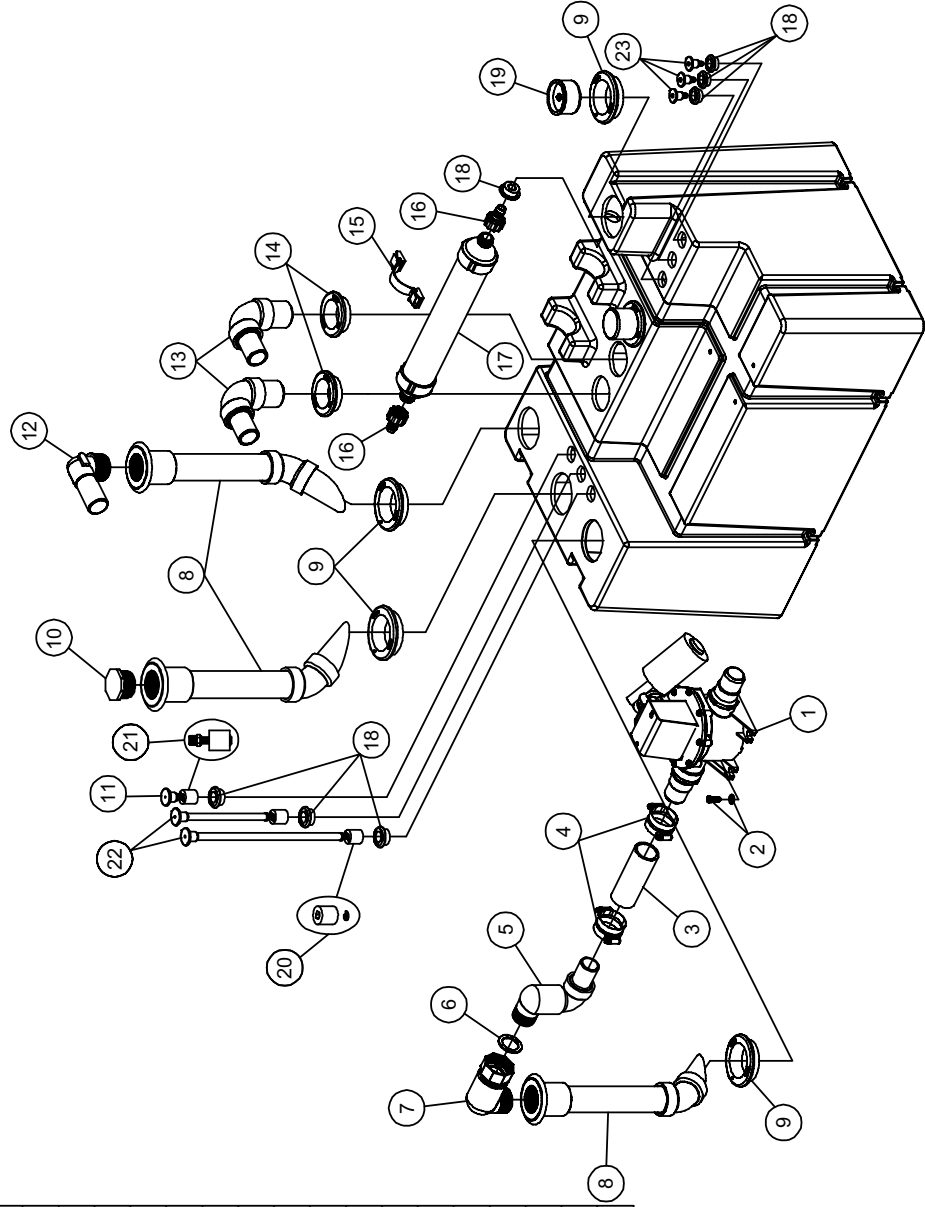
ITEM	PART NO.	DESCRIPTION
1	385311110	KIT, SEALING GROMMET 2"
2	385311275	KIT, VG4 MOUNTING HARDWARE
3	N/A	SEE VG4 PARTS LIST
4	385310135	VENT FILTER FITTINGS
5	309310001	VENT FILTER (DOES NOT INCLUDE ITEM #4)
6	385310673	KIT, FILTER MOUNTING-HTS
7	385311164	KIT, SEALING GROMMET 1/2"
8	313255247	TANKSAVER (INC. 1)
9	385311573	KIT, DIPTUBE 90° ELBOW GLUED (INC. 1)
10	385311233	KIT, SLIP SEAL 1-1/2" REPL
11	385311236	KIT, VG4 TO HD TANK FITTING
12	385311111	KIT, SEALING GROMMET 1-1/2"
13	385311237	KIT, SLIP SEAL ADAPTER-VG4



Dometic Corporation - Sanitation Systems
13128 State Rt. 226, P.O. Box 38
Big Prairie, OH 44611-0038 USA
Telephone: 330-496-3211
Fax: 330-496-3097
Email: sealand@dometicusa.com

PARTS LIST: MODEL 322022824 - 28 HTS

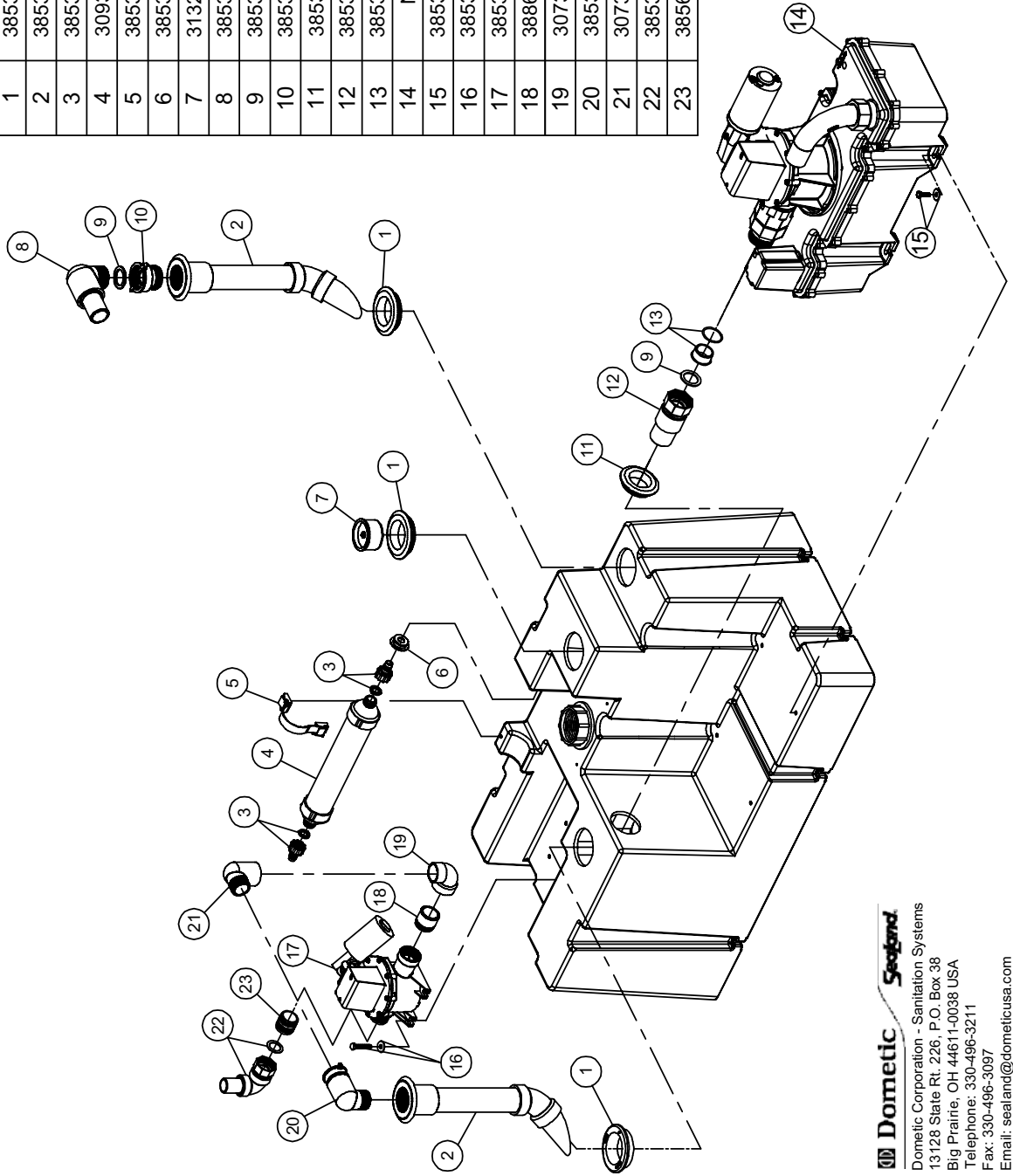
ITEM	PART NO.	DESCRIPTION
1	317302400	24VDC T-PUMP
2	385311163	KIT, MTG HARDWARE PUMP TO TANK
3	385311089	REPLACEMENT HOSE 24"
4	600343071	CLAMP, 2"
5	385311173	DOUBLE ELBOW (INCLUDES ITEM #6)
6	385311233	1-1/2" SEAL
7	385311328	QUICK CONNECT ELBOW (INCLUDES ITEM #8)
8	385310660	DIPTUBE ASSEMBLY (INCLUDES ITEM #9)
9	385311110	2" SEALING GROMMET
10	600342173	PLUG, MALE 1 1/2" PVC 0466
11	313900101	TANK FULL FL'T W/UNISEAL
12	385311251	FITTING, 90° X 1 1/2" MPT
13	385310635	INLET (INCLUDES ITEM #14)
14	385311111	1-1/2" SEALING GROMMET
15	385310673	FILTER MOUNTING KIT
16	385310135	VENT FILTER FITTINGS
17	309310001	VENT FILTER
18	385311164	1/2" SEALING GROMMET
19	313255247	TANKSAVER (INCLUDES ITEM #9)
20	385311103	KIT, SWITCH FLOAT & LOCK RING
21	385230268	KIT, FLOAT/STEM (THREADED)
22	385311253	KIT, ADJ IND'V LEVEL IND'C-12" (inc. item 18)
23	385311376	LEVEL INDICATOR PLUGS



Dometic Corporation - Sanitation Systems
13128 State Rt. 226, P.O. Box 38
Big Prairie, OH 44611-0038 USA
Telephone: 330-496-3211
Fax: 330-496-3097
Email: sealand@dometicus.com

PARTS LIST: MODEL 322102806 28 HTS+

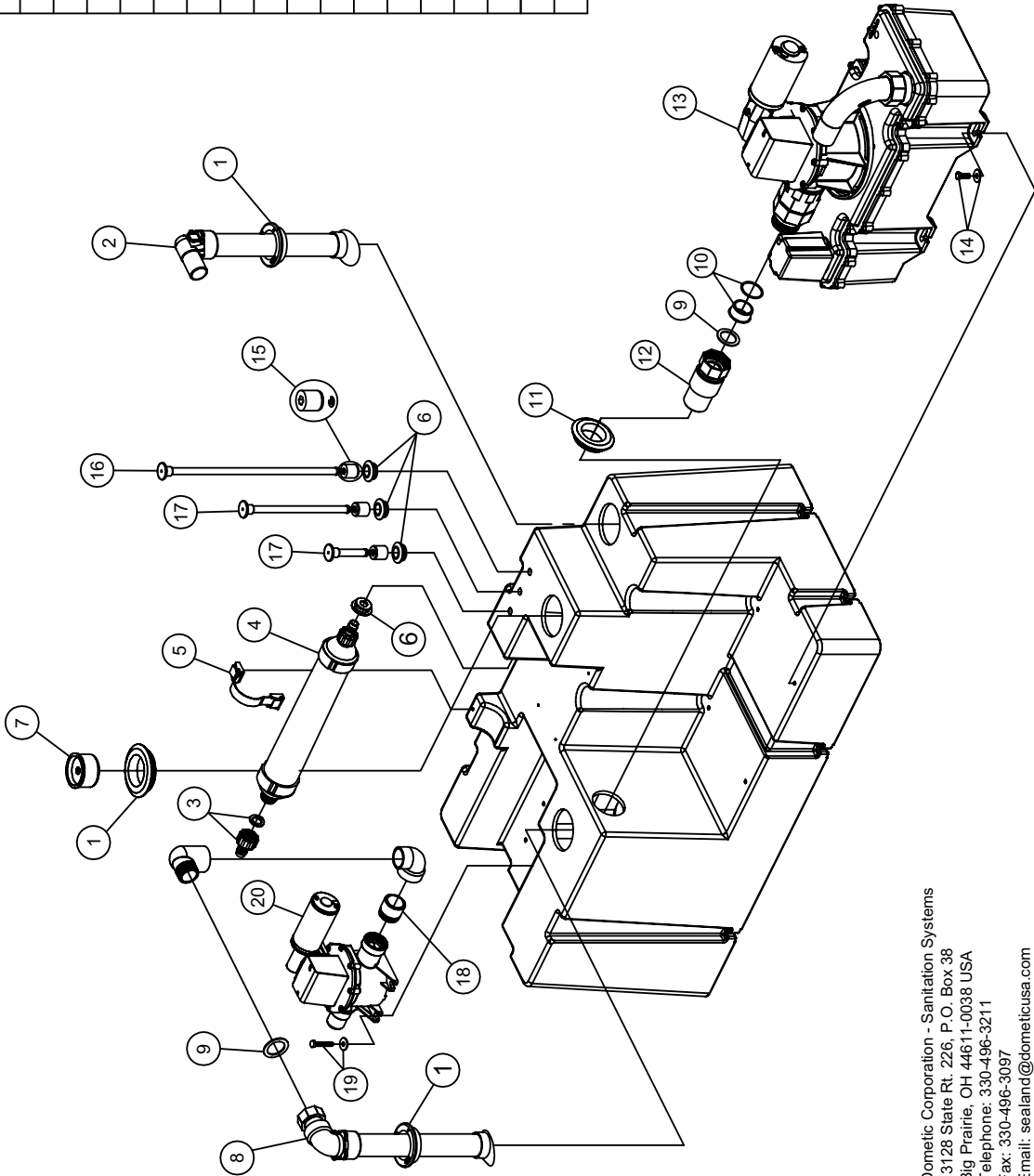
ITEM	PART NO.	DESCRIPTION
1	385311110	2" SEALING GROMMET
2	385310660	DIPTUBE ASSEMBLY (INCLUDES ITEM #1)
3	385310135	VENT FILTER FITTINGS
4	309310001	VENT FILTER (DOES NOT INCLUDE ITEM #3)
5	385310673	FILTER MOUNTING HARDWARE
6	385311164	1/2" SEALING GROMMET
7	313255247	TANKSAVER (INCLUDES ITEM #4)
8	385311069	THREADED ELBOW ASSY (INCLUDES ITEM #9)
9	385311233	KIT, SLIP SEAL 1-1/2" REPL
10	385311070	SWIVEL CONNECT ADAPTER (INCLUDES ITEM #9)
11	385311111	1-1/2" SEALING GROMMET
12	385311236	KIT, VG4 TO HD TANK FITTING (INCLUDES ITEM #9)
13	385311237	KIT, SLIP SEAL ADAPTER/VG4
14	N/A	SEE VG 4 INSERT
15	385311162	KIT, MTG HARDWARE VG TO TANK
16	385311163	KIT, MTG HARDWARE PUMP TO TANK
17	385310930	12VDC DISCHARGE PUMP (INCLUDES ITEM #16)
18	388640335	FITTING INLET TANK TO PUMP
19	307341161	90° STREET ELBOW
20	385310931	QUICK CONNECT ELBOW
21	307344496	ELBOW 1 1/2" MPT X SLIP
22	385311338	KIT, QK CON'T ELBOW
23	385640370	KIT, LH/RH THREAD ADAPTER



Dometic
Sealand
 Dometic Corporation - Sanitation Systems
 13128 State Rt. 226, P.O. Box 38
 Big Prairie, OH 44611-0038 USA
 Telephone: 330-496-3211
 Fax: 330-496-3097
 Email: sealand@dometicusa.com

PARTS LIST: MODEL 322712812 - 322712824 28 HTS+

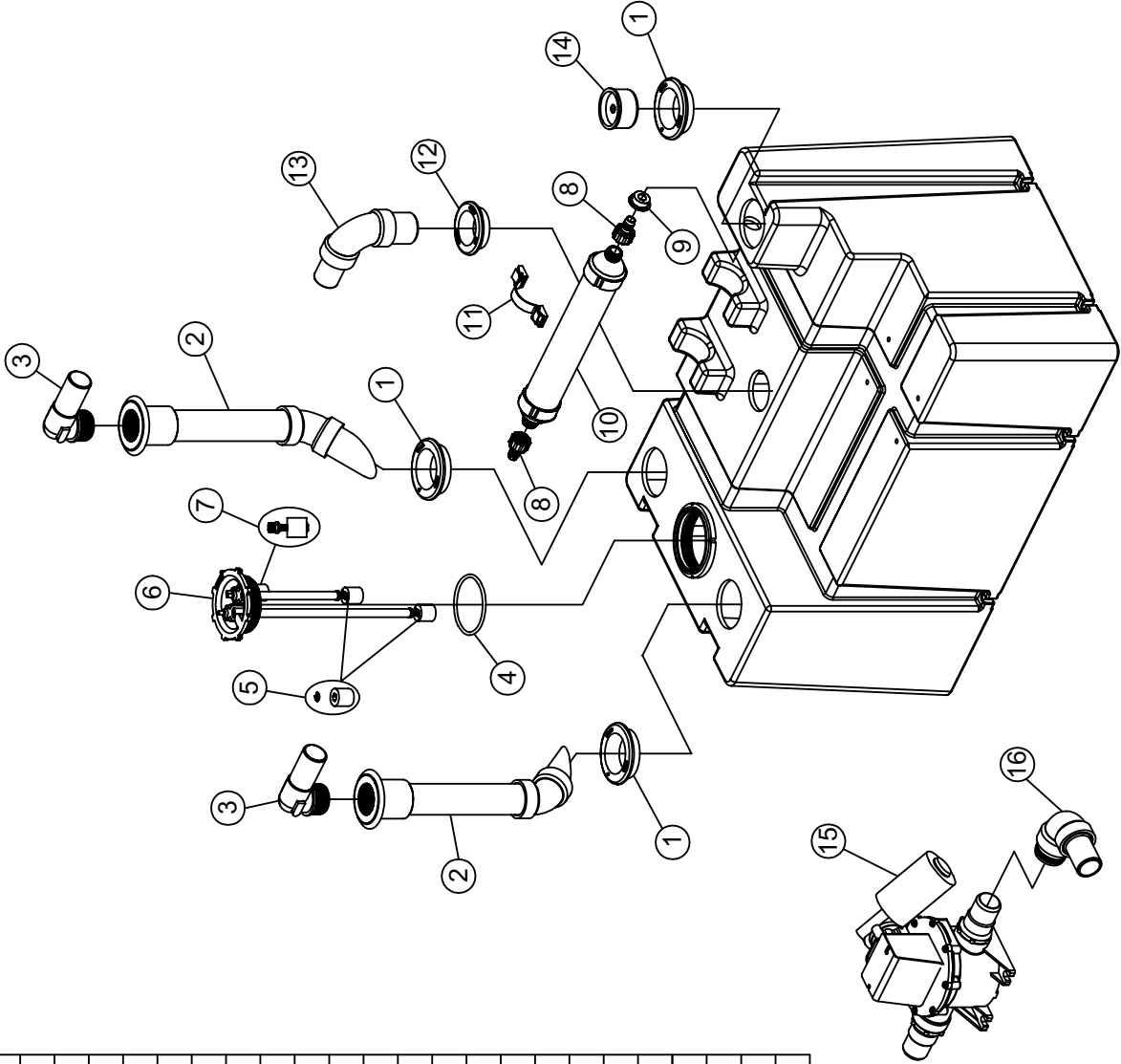
ITEM	PART NO.	DESCRIPTION
1	385311110	KIT, 2" SEALING GROMMET
2	385311573	KIT, DIPTUBE 90° ELBOW GLUED (INC 1)
3	385310135	VENT FILTER FITTINGS
4	309310001	VENT FILTER (DOES NOT INCLUDE ITEM #4)
5	385310673	FILTER MOUNTING HARDWARE
6	385311164	KIT, 1/2" SEALING GROMMET
7	313255247	TANKSAVER (INC 1)
8	385311577	KIT, SWIVEL DIPTW FIT ASSY (INC 1 & 9)
9	385311233	KIT, SLIP SEAL 1-1/2" REPL
10	385311237	KIT, SLIP SEAL ADAPTER-VG4
11	385311111	1-1/2" SEALING GROMMET
12	385311236	VACUUM GENERATOR INLET (INC 9 & 11)
13	N/A	SEE VG4 EXPLODED PARTS LIST
14	385311162	KIT, MTG HARDWARE VG TO HTS
15	385311103	KIT, SWITCH FLOAT & LOCK RING
16	385311254	KIT, ADJ INDV LEVEL IND'C-24"
17	385311253	KIT, ADJ INDV LEVEL IND'C-12"
18	388640335	FITTING INLET TANK TO PUMP
19	385311163	KIT, MTG HARDWARE PUMP TO HTS
20	N/A	SEE PUMP PARTS LIST



Dometic Corporation - Sanitation Systems
13128 State Rt. 226, P.O. Box 38
Big Prairie, OH 44611-0038 USA
Telephone: 330-496-3211
Fax: 330-496-3097
Email: sealand@dometicusa.com

PARTS LIST: MODEL 28 HTS

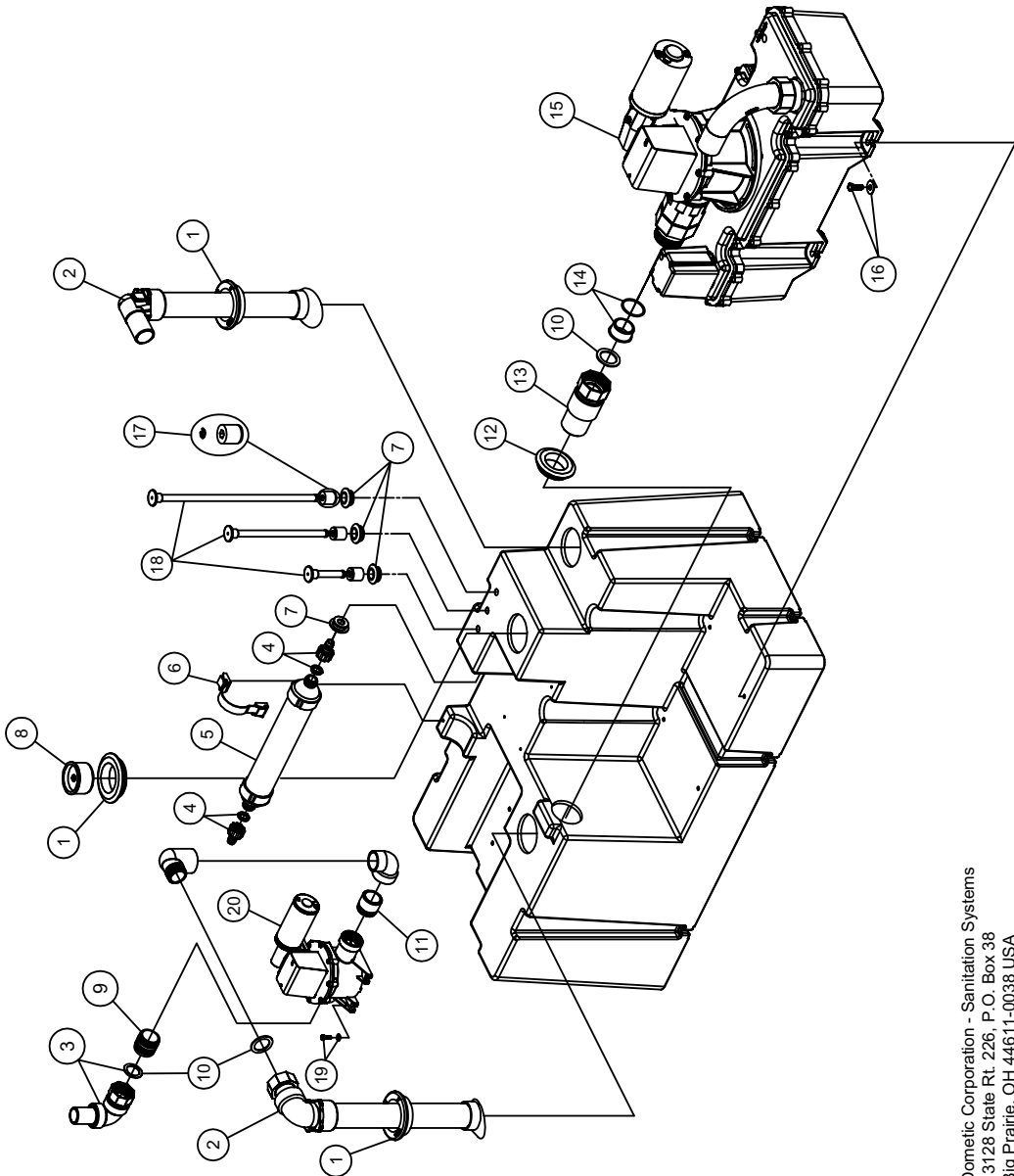
ITEM	PART NO.	DESCRIPTION
1	385311110	2" SEALING GROMMET
2	385310660	DIPTUBE ASSEMBLY (INCLUDES ITEM #1)
3	385311251	FITTING, 90° X 1 1/2" MPT
4	385311250	KIT, TW CAP ORING REPL
5	385311103	KIT, SWITCH FLOAT & LOCK RING
6	385310715	TANKWATCH CAP W/DEUTSCH (INCLUDES ITEM 4)
	313000355	TANKWATCH CAP W/O DEUTSCH (INCLUDES ITEM 4)
7	385310931	KIT, FLOAT/STEM (THREADED)
8	385310135	VENT FILTER FITTINGS
9	385311164	1/2" SEALING GROMMET
10	309310001	VENT FILTER
11	385310673	FILTER MOUNTING KIT
12	385311111	1-1/2" SEALING GROMMET
13	385310635	INLET (INCLUDES ITEM #12)
14	313255247	TANKSAVER (INCLUDES ITEM #1)
15	360411200	PUMP T12 DEUTSCH
	360412400	PUMP T24 DEUTSCH
16	385310836	KIT, ELBOW-T PUMP
17	385311089	KIT, HD TK 1-1/2" HOSE REPL
N/S	385310694	KIT, 12VDC PUMP RELAY
	385310695	KIT, 24VDC PUMP RELAY
N/S	313604401	DTM04 PNL ONLY - BLACK
N/S	385311318	KIT, TANK MTG SPINDLE (4 EA.)



Dometic Corporation - Sanitation Systems
13128 State Rt. 226, P.O. Box 38
Big Prairie, OH 44611-0038 USA
Telephone: 330-496-3211
Fax: 330-496-3097
Email: sealand@dometicus.com

PARTS LIST: MODEL 322102810 28 HTS+

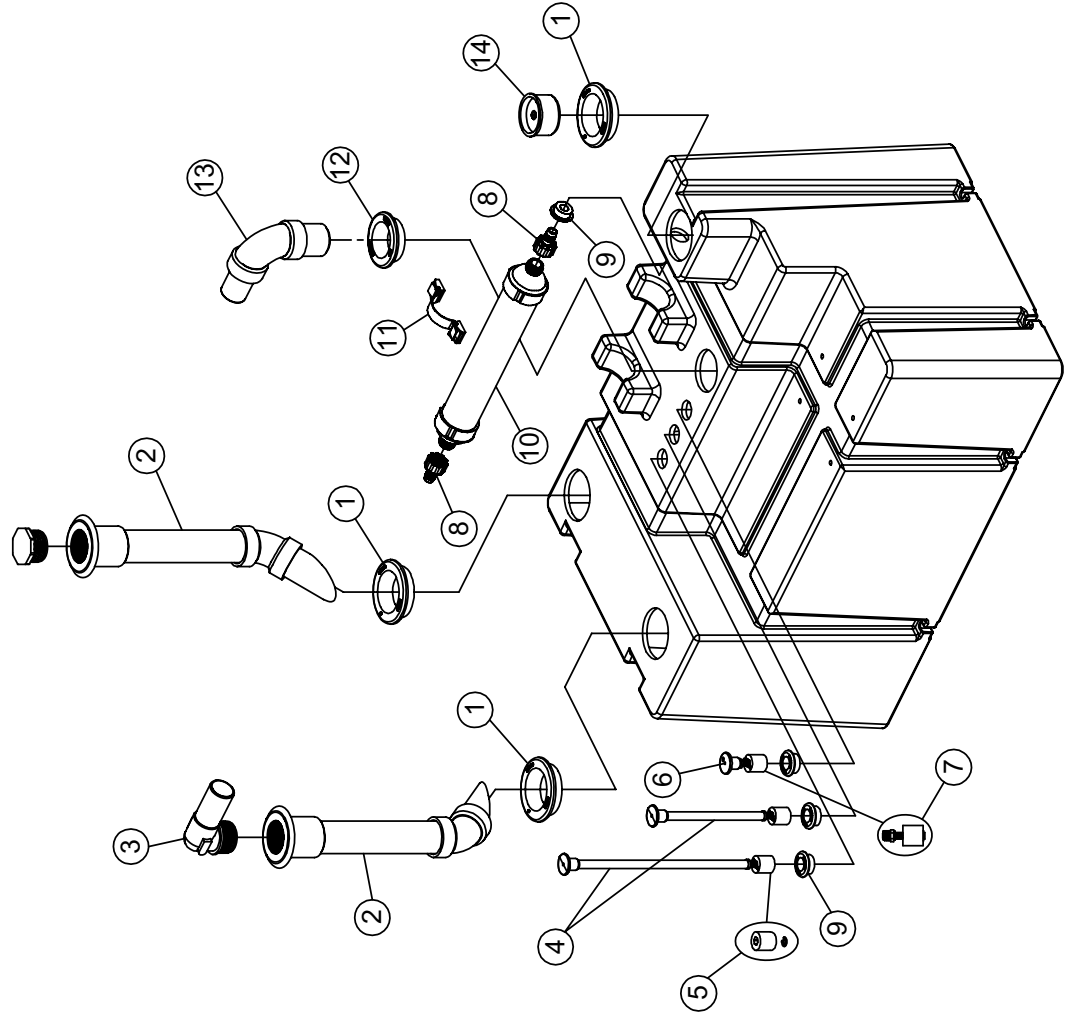
ITEM	PART NO.	DESCRIPTION
1	385311110	KIT, SEALING GROMMET 2"
2	385311577	KIT, SWIVEL DIP/W FITTING ASSY (INC 1 & 10)
3	385311338	KIT, QK CON'T ELBOW
4	385310135	VENT FILTER FITTINGS
5	309310001	HOLDING TANK REPL FILTER (DOES NOT INC ITEM #4)
6	385310673	KIT, FILTER MOUNTING-HTS
7	385311164	KIT, SEALING GROMMET 1/2"
8	313255247	TANKSAVER (INC 1)
9	385640370	KIT, L/HRH THREAD ADAPTER
10	385311233	KIT, SLIP SEAL 1-1/2" REPL
11	385640335	KIT, S-SUMP INLET TANK TO PUMP
12	385311111	1-1/2" SEALING GROMMET
13	385311236	KIT, VG4 TO HD TANK FITTING (INC 10 & 12)
14	385311237	KIT, SLIP SEAL ADAPTER-VG4
15	N/A	SEE VG4 PARTS LIST
16	385311162	KIT, MTG HARDWARE VG TO HTS
17	385311103	KIT, SWITCH FLOAT & LOCK RING
18	385311406	KIT, LEVEL IND HTS W/D'TSH (INC 7)
19	385311163	KIT, MTG HARDWARE PUMP TO TANK
20	385310930	KIT, T12-Q'CON IN/INIP OUT-REV



Domestic Corporation - Sanitation Systems
13128 State Rt. 226, P.O. Box 38
Big Prairie, OH 44611-0038 USA
Telephone: 330-496-3211
Fax: 330-496-3097
Email: sealand@domesticusa.com

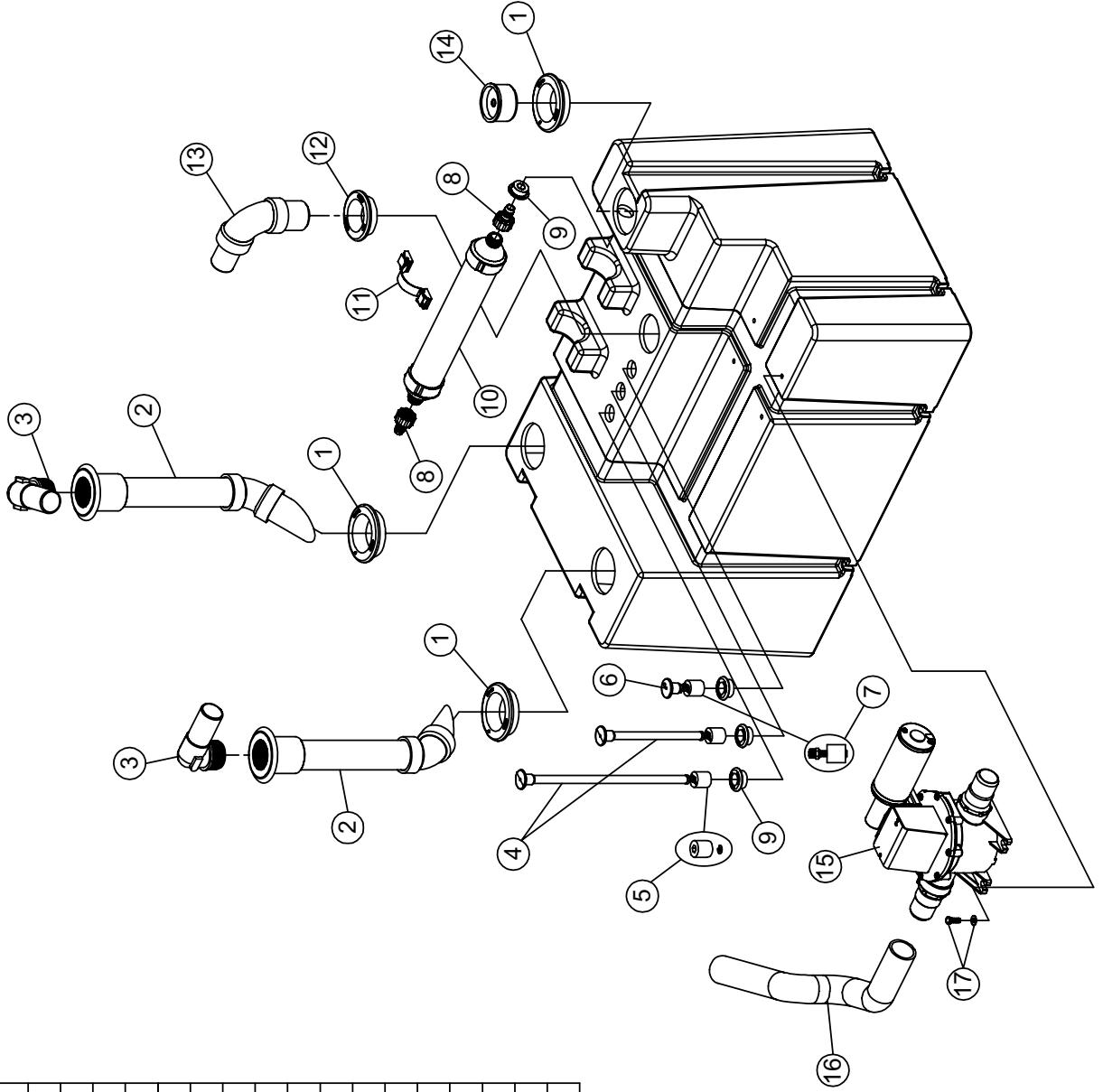
PARTS LIST: 322002800 - 322202800 HTS 28

ITEM	PART NO.	DESCRIPTION
1	385311110	2" SEALING GROMMET
2	385310660	DIPTUBE ASSEMBLY (INC. 1)
3	385311251	FITTING, 90° X 1 1/2" MPT
4	385311253	KIT, ADJ INDV LEVEL INDC-12"
	385311513	KIT, LEVEL IND (28 HTS) -DEUTSCH
5	385311103	KIT, SWITCH FLOAT & LOCK RING
6	313900101	TANK FULL FL'T W/UNISEAL RV (INC. 9)
7	385230268	KIT, FLOAT/STEM (THREADED)
8	385310135	VENT FILTER FITTINGS
9	385311164	KIT, SEALING GROMMET 1/2"
10	309310001	HOLDING TANK REP'L FILTER
11	385310673	FILTER MOUNTING KIT
12	385311111	KIT, SEALING GROMMET 1-1/2"
13	385310635	KIT, INLET ELBOW-UNISEAL (INC. 12)
14	313255247	TANKSAVER 1-1/2" (INC. 1)



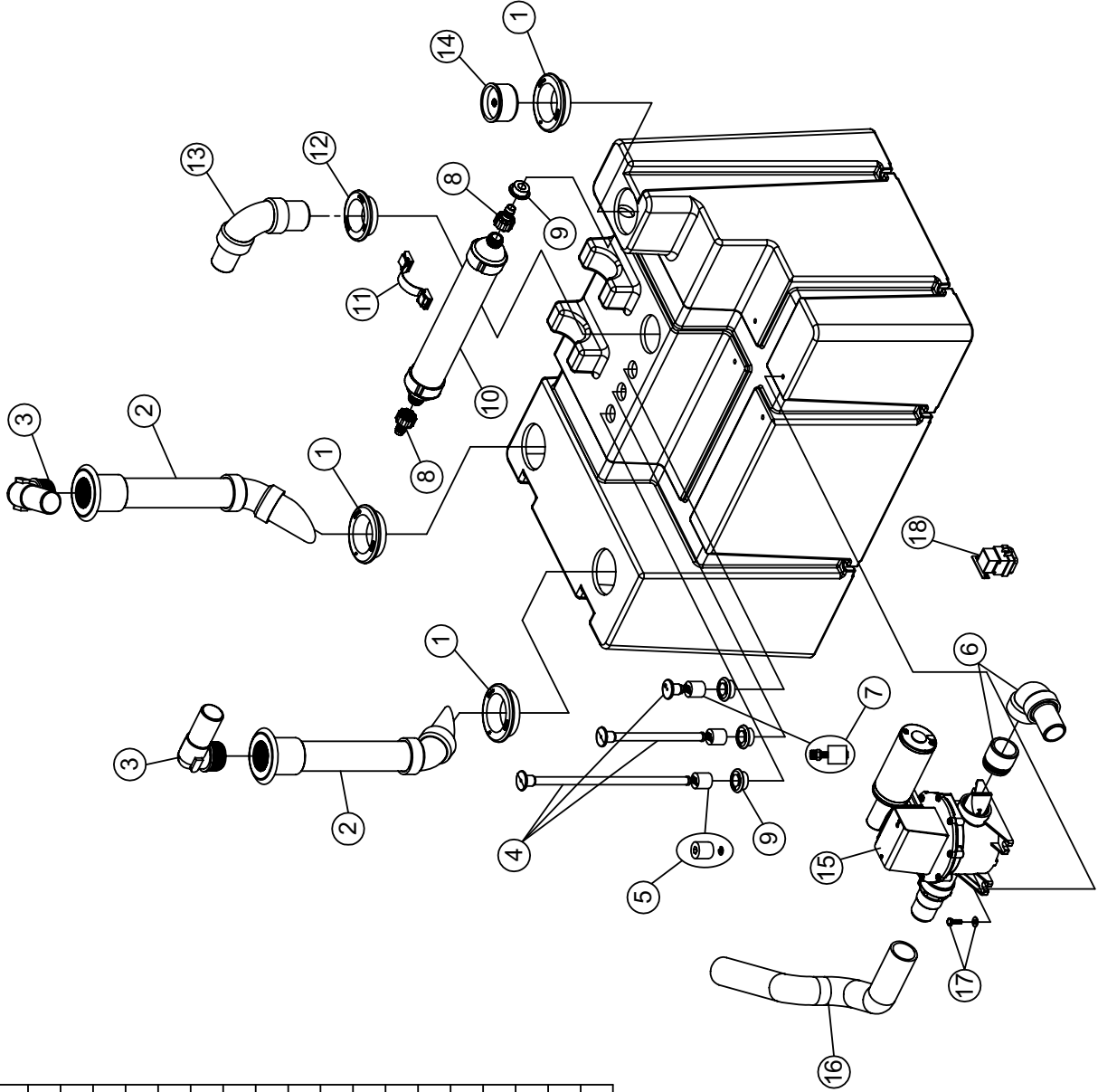
PARTS LIST: 322002812 HTS 28 T12

ITEM	PART NO.	DESCRIPTION
1	385311110	KIT, SEALING GROMMET 2"
2	385310660	KIT, DIP TUBE-UNIVERSAL (INC.1)
3	385311251	KIT, 90° ELBOW FITTING
4	385311253	KIT, ADJ INDV LEVEL INDIC-12"
5	385311103	KIT, SWITCH FLOAT & LOCK RING
6	385230268	KIT, FLOAT/STEM (THREADED) (INC.9)
7	385310931	KIT, FLOAT/STEM (THREADED)
8	385310135	VENT FILTER FITTINGS
9	385311164	KIT, SEALING GROMMET 1/2"
10	309310001	HOLDING TANK REPL FILTER
11	385310673	KIT, FILTER MOUNTING-HTS
12	385311111	KIT, SEALING GROMMET 1-1/2"
13	385310635	KIT, INLET ELBOW-UNISEAL (INC. 12)
14	313255247	TANKSAVER 1-1/2" (INC. 1)
15	N/A	SEE PUMP EXPLODED PARTS LIST
16	385311089	KIT, HD TK 1-1/2" HOSE REPL
17	385311163	KIT, MTG HARDWARE PUMP TO TANK



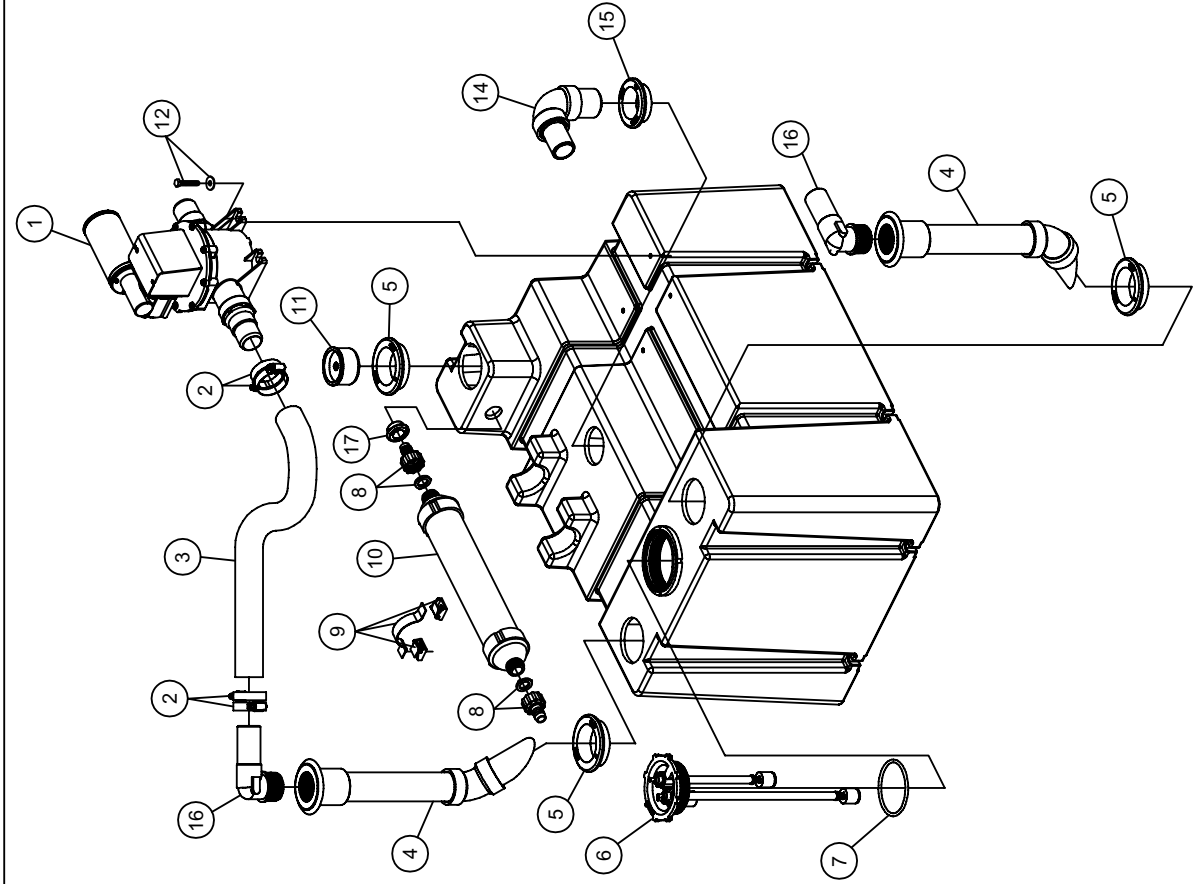
PARTS LIST: 322212812 HTS 28 T12

ITEM	PART NO.	DESCRIPTION
1	385311110	2" SEALING GROMMET
2	385310660	DIPTUBE ASSEMBLY (INC 1)
3	385311251	FITTING, 90° X 1 1/2" MPT
4	385311513	KIT, LEVEL IND (28 HTS)
5	385311103	KIT, SWITCH FLOAT & LOCK RING
6	385310836	KIT, ELBOW-T PUMP
7	385230268	KIT, FLOAT/STEM (THREADED)
8	385310135	VENT FILTER FITTINGS
9	385311164	1/2" SEALING GROMMET
10	309310001	VENT FILTER
11	385310673	FILTER MOUNTING KIT
12	385311111	1-1/2" SEALING GROMMET
13	385310635	INLET (INC 12)
14	313255247	TANKSAVER (INC 1)
15	N/A	SEE PUMP EXPLODED PARTS LIST
16	385311089	KIT, HD TK 1-1/2" HOSE REPL
17	385311163	KIT, MTG HARDWARE PUMP TO TANK
18	385310694	KIT, 12VDC PUMP RELAY



Dometic Corporation - Sanitation Systems
13128 State Rt. 226, P.O. Box 38
Big Prairie, OH 44611-0038 USA
Telephone: 330-496-3211
Fax: 330-496-3097
Email: sealand@dometicusa.com

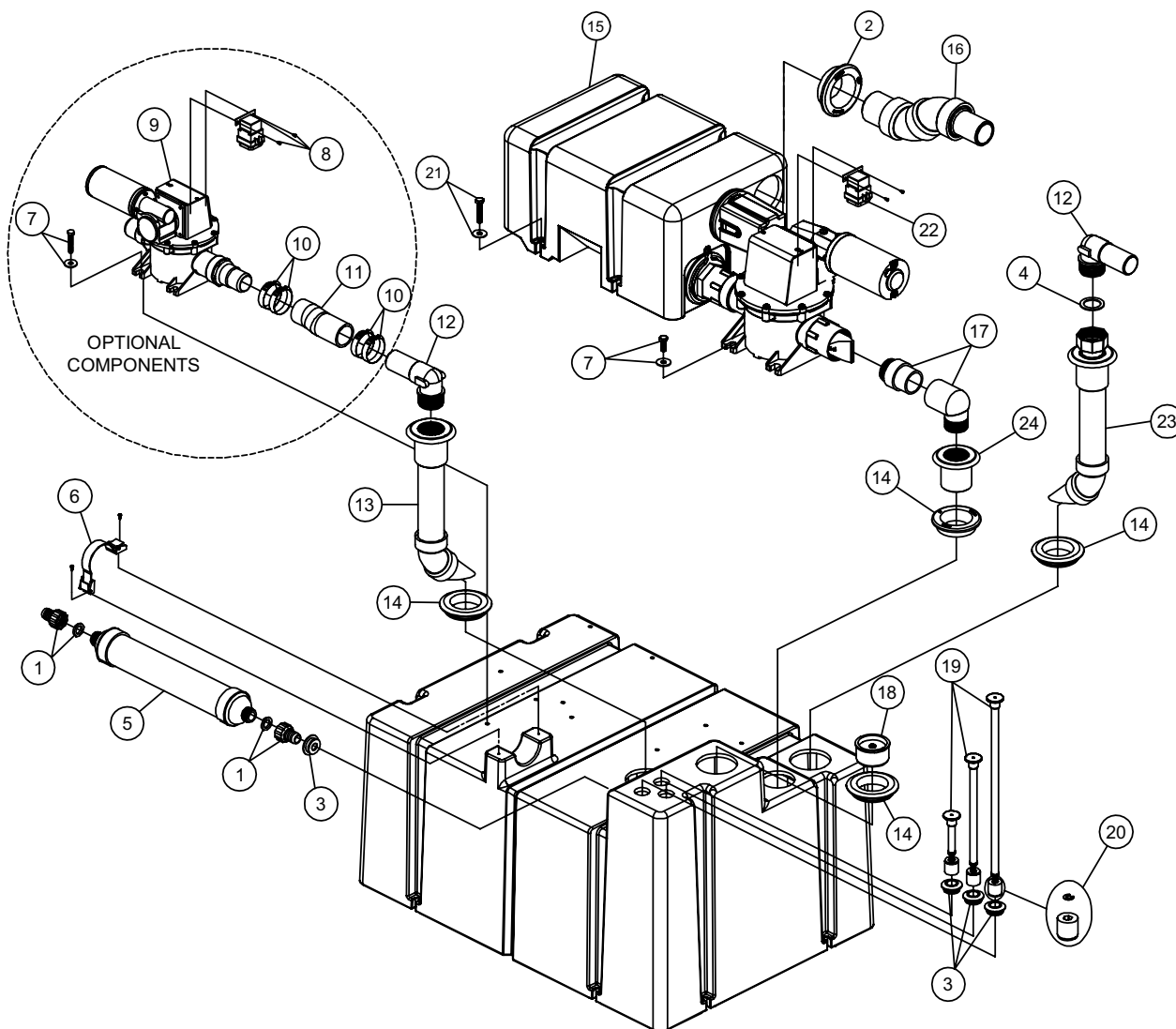
PARTS LIST: MODEL 322012812 - 322012824 28 GAL



ITEM	PART NO.	DESCRIPTION
1	317301200	DISCHARGE PUMP 12VDC
	317302400	DISCHARGE PUMP 24VDC
2	600343071	CLAMP 2"
3	385311089	KIT, HD TK 1-1/2" HOSE REPL
4	385310660	KIT, DIP TUBE-UNIVERSAL (INC 5)
5	385311110	KIT, SEALING GROMMET 2"
6	385310646	KIT, TW III CAP W/O VENT-40HTS (INC 7)
7	385311250	KIT, TW CAP ORING REPL
8	385310135	KIT, FILTER INSTALLATION
9	385310673	KIT, FILTER MOUNTING-HTS
10	309310001	HOLDING TANK REPL FILTER
11	313255247	TANKSAVER 1-1/2" (INC 5)
12	385311163	KIT, MTG HARDWARE PUMP TO TANK
13	313604401	HTS 28 DTM04/T12
14	385310635	KIT, INLET ELBOW-UNISEAL (INC 15)
15	385311111	KIT, SEALING GROMMET 1-1/2"
16	385311251	KIT, 90° ELBOW FITTING
17	385311164	KIT, SEALING GROMMET 1/2"

PARTS LIST: 322203500 HTS 35/LPVG 12/RELAY & DE'CH

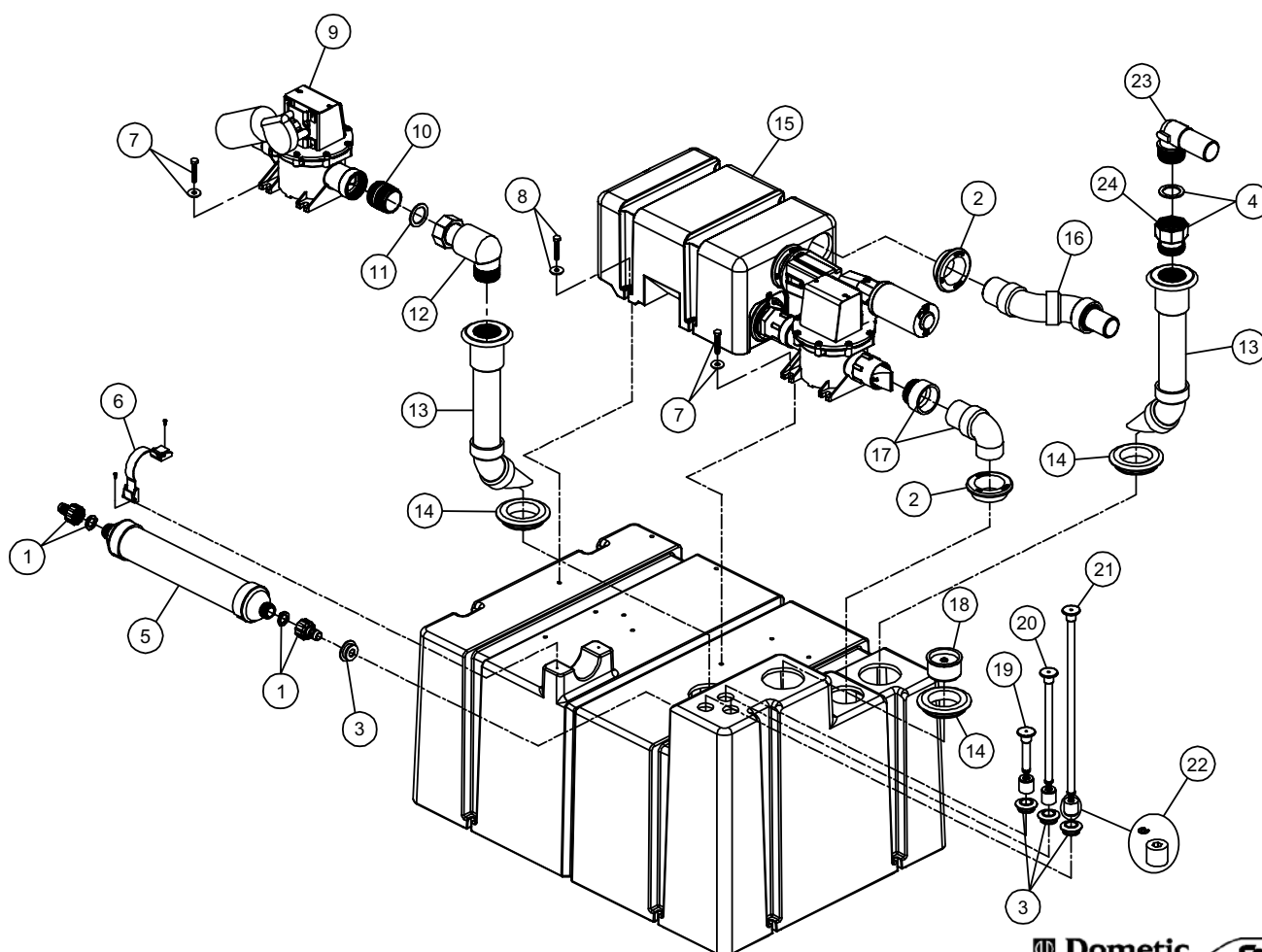
ITEM	PART NO.	DESCRIPTION	ITEM	PART NO.	DESCRIPTION
1	385310135	KIT, FILTER INSTALLATION	13	385310660	DIPTUBE KIT (INC 14)
2	385311111	KIT, SEALING GROMMET 1-1/2"	14	385311110	KIT, SEALING GROMMET 2"
3	385311164	KIT, SEALING GROMMET 1/2"	15	N/A	SEE LPVG PARTS LIST
4	385311233	KIT, SLIP SEAL 1-1/2" REPL	16	385310787	45° ELBOW KIT (INC 2)
5	385310001	HOLDING TANK REPL FILTER	17	385310844	TANK INLET ELBOW KIT (INC 14)
6	385310673	KIT, FILTER MOUNTING-HTS	18	313255247	1-1/2" TANKSAVER VALVE (INC 14)
7	385311163	KIT, MTG HARDWARE PUMP TO TANK	19	385311159	KIT, LEVEL IN'D 35/28+HTS W/DT (INC 3)
8	385310694	KIT, 12VDC PUMP RELAY	20	385311103	FLOAT AND LOCK RING KIT
9	N/A	SEE PUMP EXPLODED PARTS LIST	21	385311162	KIT, MTG HARDWARE VG TO HTS
10	600343071	2" SS CLAMP	22	385310798	KIT, 12VDC RELAY/6 PIN-VG
11	385311089	1-1/2" ODORSAFE HOSE KIT 24"	23	385311411	KIT, UNIV DIPTUBE W/SWIVEL CON (INC 14)
12	385311251	KIT, 90° ELBOW FITTING	24	385311252	KIT, FLANGED ADAPTER FITTING



Dometic *Sealand*
Dometic Corporation - Sanitation Systems
13128 State Rt. 226, P.O. Box 38
Big Prairie, OH 44611-0038 USA
Telephone: 330-496-3211
Fax: 330-496-3097
Email: sealand@dometicusa.com

PARTS LIST: 322713512 HTS 35-LPVGQ12/T12/TW4

ITEM	PART NO.	DESCRIPTION	ITEM	PART NO.	DESCRIPTION
1	385310135	VENT FILTER FITTINGS	13	385310660	DIPTUBE KIT (inc. item 14)
2	385311111	1-1/2" UNISEAL	14	385311110	2" UNISEAL
3	385311164	1/2" UNISEAL	15	N/A	SEE LOW PROFILE VG PARTS LIST
4	385310914	1-1/2" SWIVEL ELBOW KIT (inc. item 23)	16	385310787	45° ELBOW KIT (inc. item 2)
5	309310001	5/8" HOLDING TANK VENT FILTER (item # 1 not inc.)	17	385310844	TANK INLET ELBOW KIT (inc. item 2)
6	385310673	FILTER MOUNTING KIT	18	313255247	1-1/2" TANKSAVER VALVE (inc. item 14)
7	385311163	KIT, MTG HARDWARE PUMP TO TANK	19	385310841	FULL LEVEL INDICATOR (inc. item 3)
8	385311162	KIT, MTG HARDWARE VG TO HTS	20	385310840	MID LEVEL INDICATOR (inc. item 3)
9	317301200	12VDC OVERBORD DISCHARGE PUMP	21	385310839	EMPTY LEVEL INDICATOR (inc. item 3)
10	385640370	KIT, LH/RH THREAD ADAPTER	22	385311103	KIT, SWITCH FLOAT & LOCK RING
11	385311233	KIT, SLIP SEAL 1-1/2" REPL	23	385311251	KIT, 90° ELBOW FITTING
12	385310931	KIT, QUICK CONNECT ELBOW (inc. item 11)	24	385311070	KIT, THR'D QUICK CON'T ADAPT (inc. item 11)

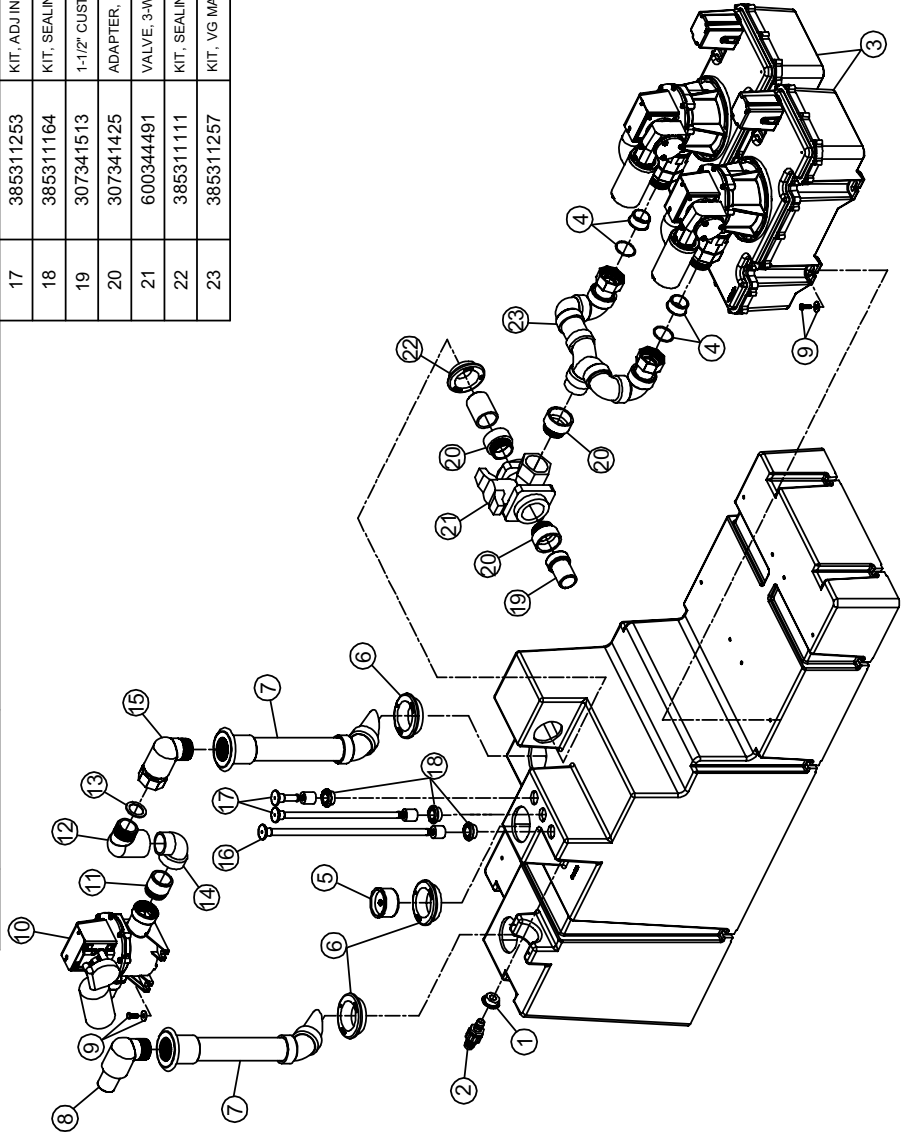


Dometic *Sealand*

Dometic Corporation - Sanitation Systems
13128 State Rt. 226, P.O. Box 38
Big Prairie, OH 44611-0038 USA
Telephone: 330-496-3211
Fax: 330-496-3097
Email: sealand@dometicusa.com

PARTS LIST: 39 GAL HTS. 322003901

ITEM	PART NO.	DESCRIPTION	ITEM	PART NO.	DESCRIPTION
1	385311112	KIT, SEALING GROMMET 3/4"	9	385311163	KIT, MTG HARDWARE PUMP TO TANK
2	385311428	KIT, VENT FIT/STRAIGHT 3/4"	10	317302400	PUMP T24
3	317780024	VG4/JQ24-STANDARD	11	388640335	FITTING, INLET TANK TO PUMP
4	385311237	KIT, SLIP SEAL ADAPTER-VG4	12	307344496	ELBOW, 1-1/2 MPT X SLIP LASCO
5	313255247	TANK SAVER, 1-1/2" (includes item 6)	13	385311233	KIT, SLIP SEAL 1-1/2" REPL
6	385311110	KIT, SEALING GROMMET 2"	14	307341161	ELL, STREET 90 DEGREE
7	385310660	KIT, DIP TUBE-UNIVERSAL (includes item 6)	15	385310931	KIT, QUICK CONNECT ELBOW (includes item 13)
8	385311069	KIT, THRD ELBOW W/HOSE ADAPT	16	385311254	KIT, ADJ INDV LEVEL INDIC 24" (includes item 18)
			17	385311253	KIT, ADJ INDV LEVEL INDIC 12" (includes item 18)
			18	385311164	KIT, SEALING GROMMET 1/2"
			19	307341513	1-1/2" CUSTOM HOSE ADAPTER
			20	307341425	ADAPTER, 1-1/2" HUB X MPT
			21	600344491	VALVE, 3-WAY 1-1/2FPT/1-1/2PRT
			22	385311111	KIT, SEALING GROMMET 1-1/2"
			23	385311257	KIT, VG MANIFOLD 322003901 (includes item 20 & 4)

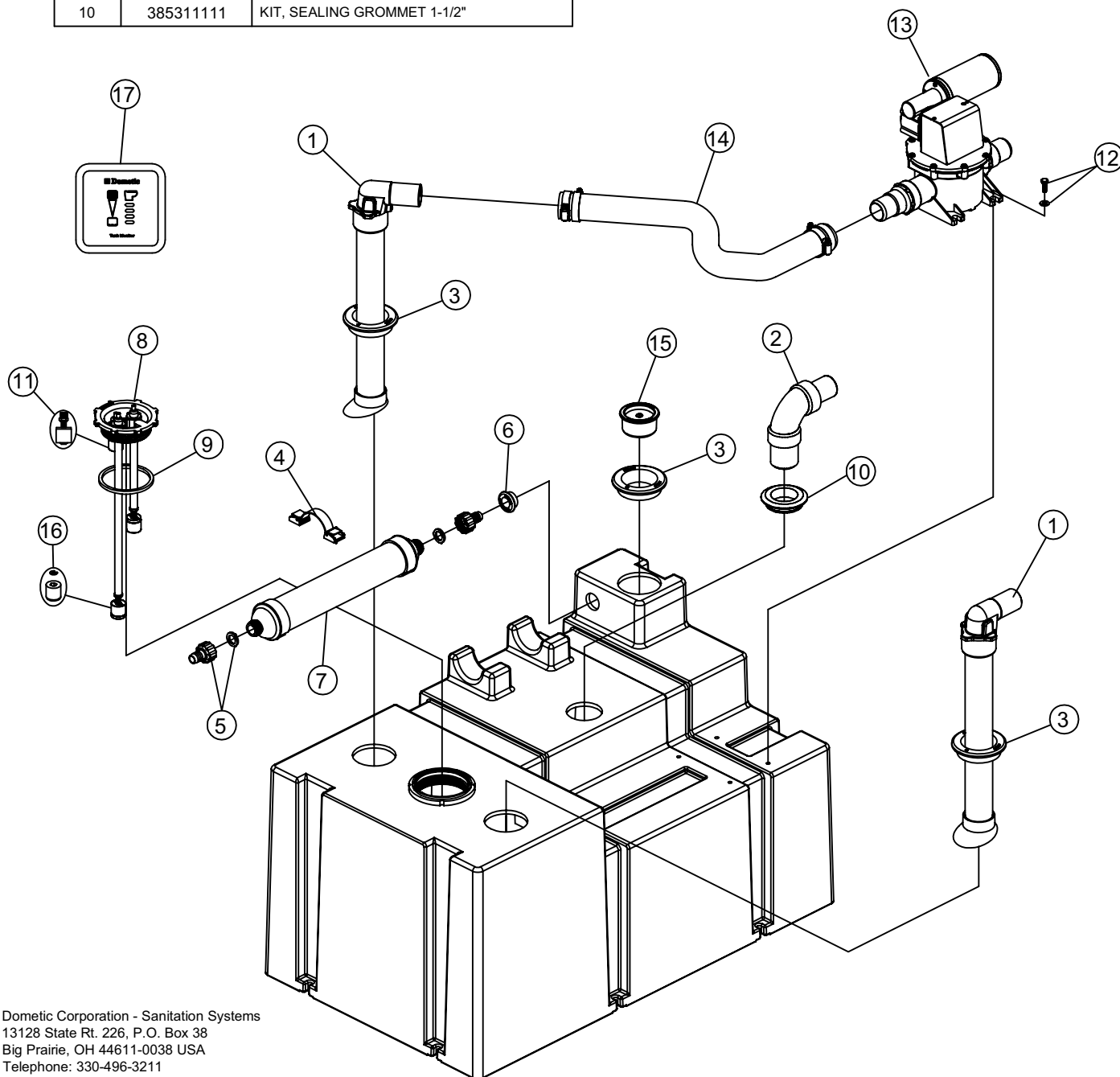


Dometic Corporation - Sanitation Systems
13128 State Rt. 226, P.O. Box 38
Big Prairie, OH 44611-0038 USA
Telephone: 330-496-3211
Fax: 330-496-3097
Email: sealand@dometicus.com

**PARTS LIST: 322014012
322014024**

**HTS 40-DTM04/12VDC
HTS 40-DTM04/24VDC**

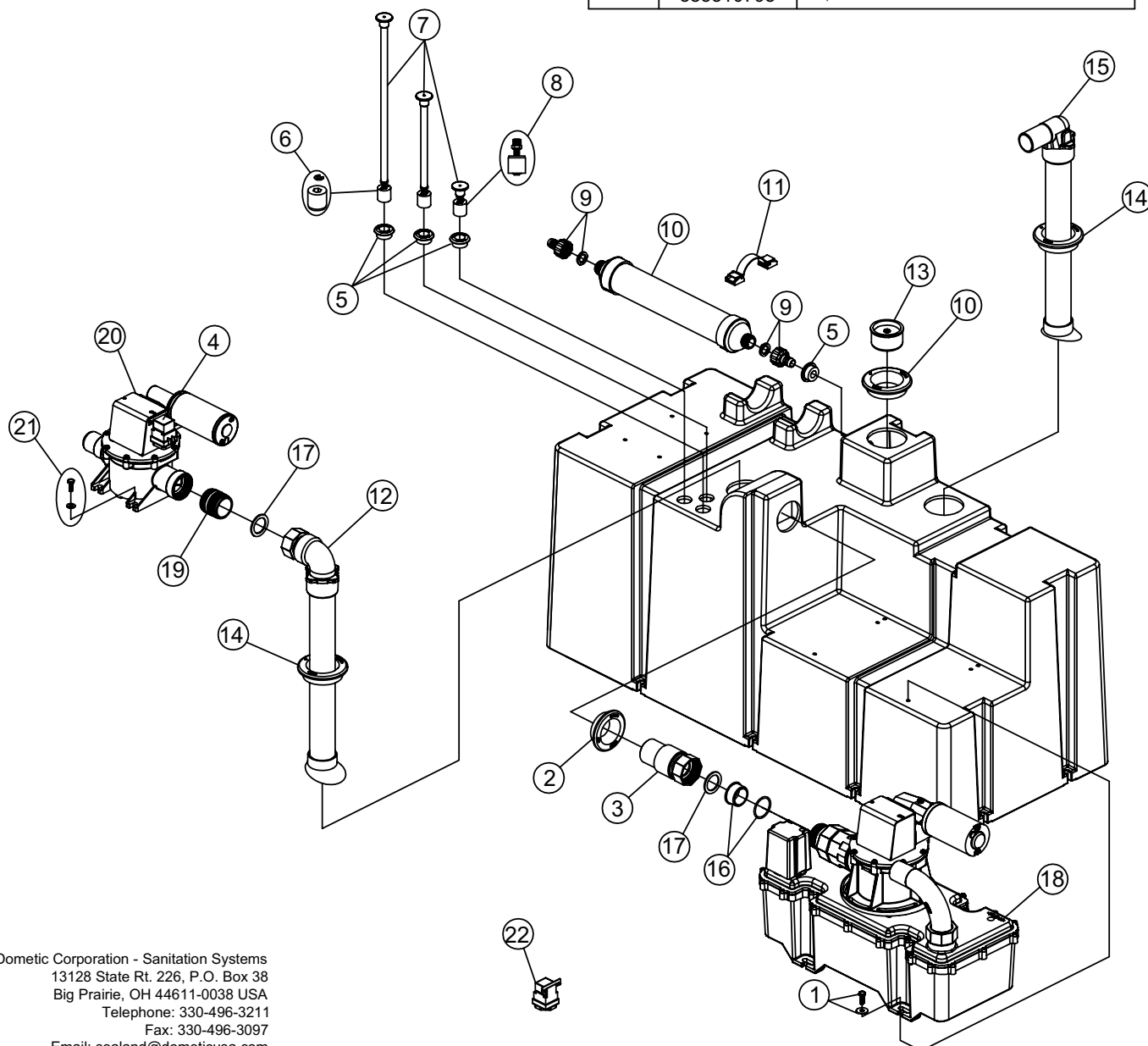
ITEM	PART NO.	DESCRIPTION	ITEM	PART NO.	DESCRIPTION
1	385311573	KIT, DIPTUBE 90° ELBOW GLUED (INC 3)	11	385230268	KIT, FLOAT/STEM (THREADED)
2	385310635	KIT, INLET ELBOW-UNISEAL (INC. 10)	12	385311163	KIT, MTG HARDWARE PUMP TO TANK
3	385311110	KIT, SEALING GROMMET 2"	13	N/A	SEE PUMP EXPLODED PARTS LIST
4	385310673	KIT, FILTER MOUNTING-HTS	14	385311089	KIT, HD TK 1-1/2" HOSE REP'L
5	385310135	KIT, FILTER INSTALLATION	15	313255247	TANK SAVER, 1-1/2" (INC. ITEM 3)
6	385311164	KIT, SEALING GROMMET 1/2"	16	385311103	KIT, SWITCH FLOAT & LOCK RING
7	309310001	HOLDING TANK REP'L FILTER	17	313604401	DTM04 PNL ONLY - BLACK
8	385310646	KIT, TW III CAP W/O VENT-40HTS (INC. 9)			
9	385311250	KIT, TW CAP ORING REP'L			
10	385311111	KIT, SEALING GROMMET 1-1/2"			



Dometic Corporation - Sanitation Systems
13128 State Rt. 226, P.O. Box 38
Big Prairie, OH 44611-0038 USA
Telephone: 330-496-3211
Fax: 330-496-3097
Email: sealand@dometicusa.com

PARTS LIST: MODEL 322004201

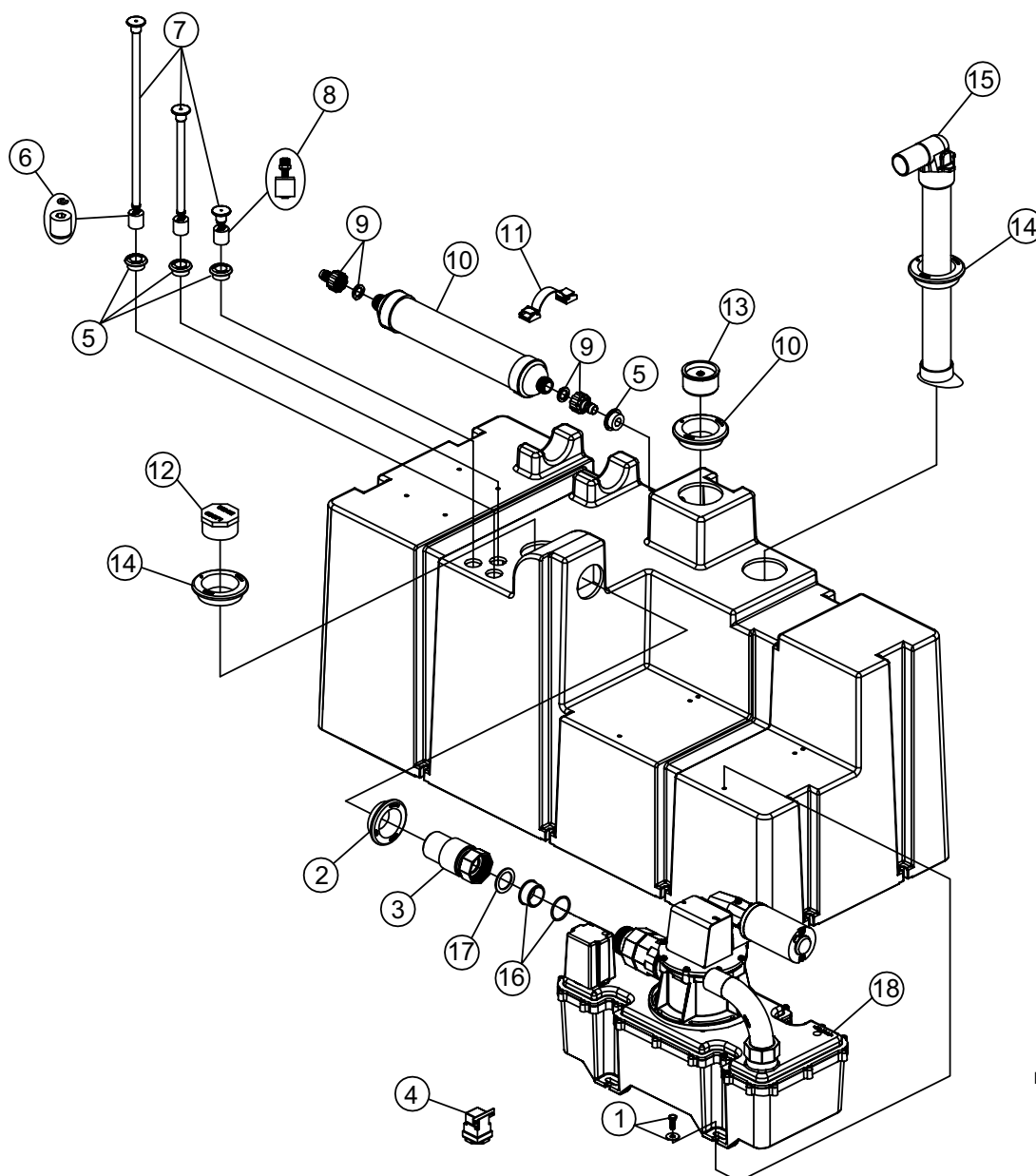
ITEM	PART NO.	DESCRIPTION	ITEM	PART NO.	DESCRIPTION
1	385311275	KIT, VG4 MOUNTING HARDWARE	10	385310001	HOLDING TANK REP'L FILTER
2	385311111	KIT, SEALING GROMMET 1-1/2"	11	385310673	KIT, FILTER MOUNTING-HTS
3	385311236	KIT, VG4 TO HD TANK FITTING	12	385311575	KIT, TPUMP DIPTUBE EL/SWIV CON (INC 14)
4	385310694	KIT, 12VDC PUMP RELAY	13	313255247	TANK SAVER, 1-1/2" (INC 14)
5	385311164	KIT, SEALING GROMMET 1/2"	14	385311110	KIT, SEALING GROMMET 2"
6	385311103	KIT, SWITCH FLOAT & LOCK RING	15	385311573	KIT, DIPTUBE 90° ELBOW GLUED (INC 14)
7	385310905	KIT, LEVEL IND'C 42HTS	16	385311237	KIT, SLIP SEAL ADAPTER-VG4
8	385230268	KIT, FLOAT/STEM (THREADED)	17	385311233	KIT, SLIP SEAL ADAPTER-VG4
9	385310135	KIT, FILTER INSTALLATION	18	N/A	SEE VG4 EXPLODED PARTS LIST
			19	385640370	KIT, LH/RH THREAD ADAPTER
			20	N/A	SEE PUMP EXPLODED PARTS LIST
			21	385311163	KIT, MTG HARDWARE PUMP TO TANK
			22	385310798	KIT, 12VDC RELAY/6 PIN-VG



Dometic Corporation - Sanitation Systems
13128 State Rt. 226, P.O. Box 38
Big Prairie, OH 44611-0038 USA
Telephone: 330-496-3211
Fax: 330-496-3097
Email: sealand@dometicus.com

PARTS LIST: MODEL 322214200

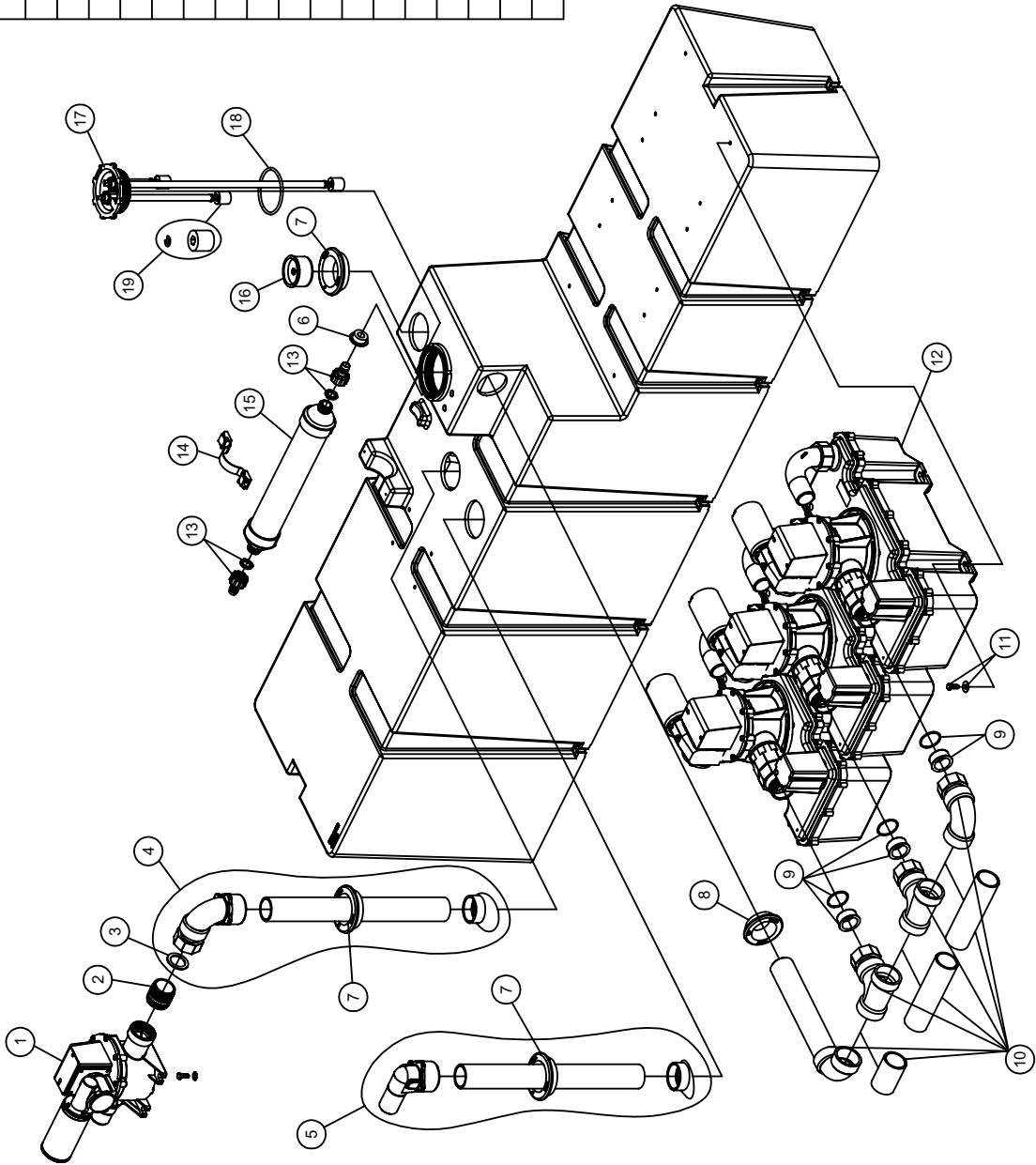
ITEM	PART NO.	DESCRIPTION	ITEM	PART NO.	DESCRIPTION
1	385311275	KIT, VG4 MOUNTING HARDWARE	10	385310001	HOLDING TANK REP'L FILTER
2	385311111	KIT, SEALING GROMMET 1-1/2"	11	385310673	KIT, FILTER MOUNTING-HTS
3	385311236	KIT, VG4 TO HD TANK FITTING	12	600346051	PLUG, 2"
4	385310798	KIT, 12VDC RELAY/6 PIN-VG	13	313255247	TANK SAVER, 1-1/2" (INC 14)
5	385311164	KIT, SEALING GROMMET 1/2"	14	385311110	KIT, SEALING GROMMET 2"
6	385311103	KIT, SWITCH FLOAT & LOCK RING	15	385311573	KIT, DIPTUBE 90° ELBOW GLUED (INC 14)
7	385310905	KIT, LEVEL IND'C 42HTS	16	385311237	KIT, SLIP SEAL ADAPTER-VG4
8	385230268	KIT, FLOAT/STEM (THREADED)	17	385311233	KIT, SLIP SEAL ADAPTER-VG4
9	385310135	KIT, FILTER INSTALLATION	18	N/A	SEE VG4 EXPLODED PARTS LIST



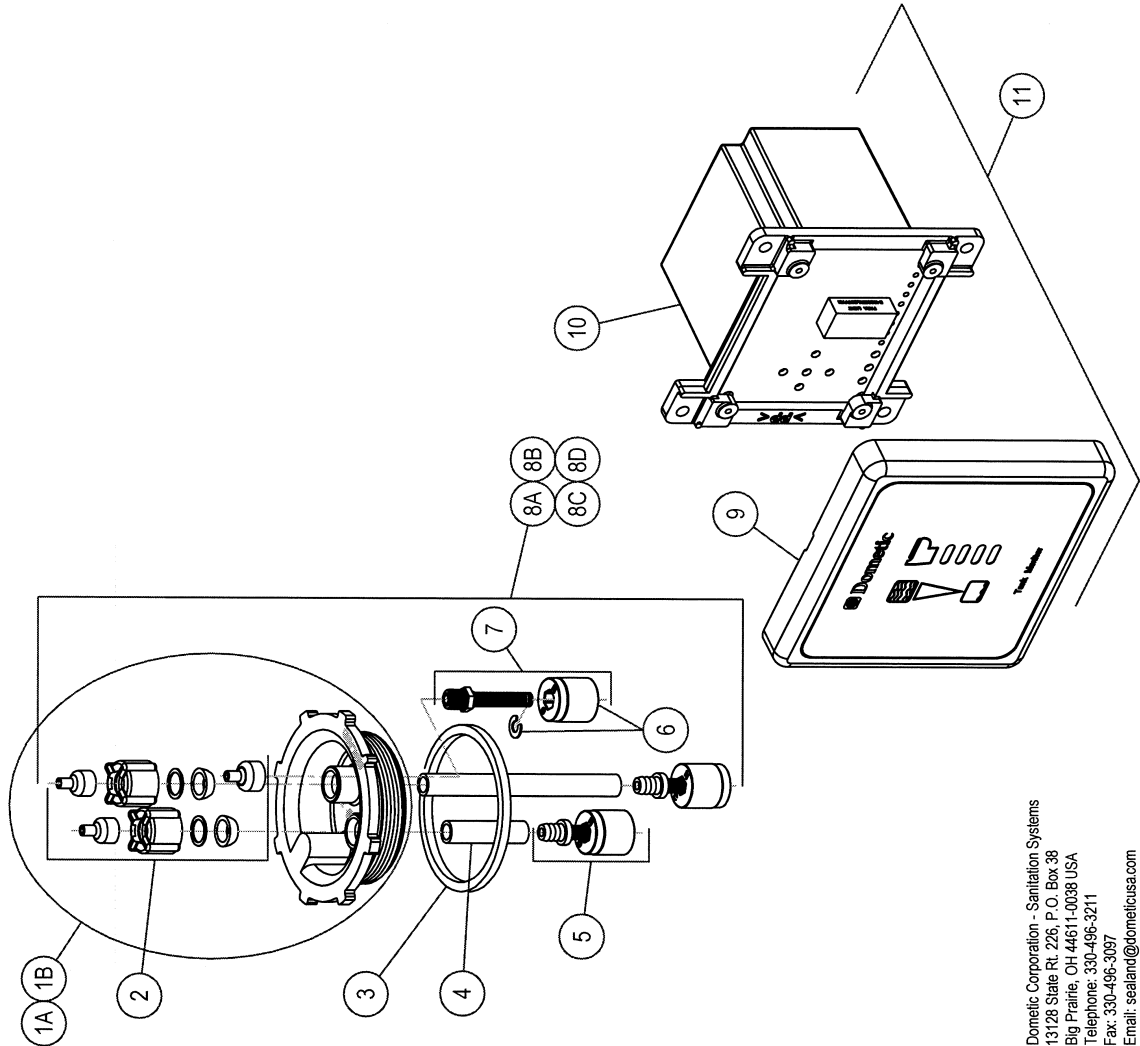
Dometic Corporation - Sanitation Systems
13128 State Rt. 226, P.O. Box 38
Big Prairie, OH 44611-0038 USA
Telephone: 330-496-3211
Fax: 330-496-3097
Email: sealand@dometicsusa.com

PARTS LIST: 322007301

ITEM	PART NO.	DESCRIPTION
1	360302400	24VDC PUMP
2	385640370	KIT, LH/RH THREAD ADAPTER
3	385311233	KIT, SLIP SEAL 1-1/2" REPL
4	385311328	KIT, SWIVEL ELBOW ASSY
5	385311069	KIT, THRD ELBOW W/HOSE ADAPT
6	385311164	SEALING GROMMET 1/2"
7	385311110	SEALING GROMMET 2"
8	385311111	1-1/2" SEALING GROMMET
9	385311237	KIT, SLIP SEAL ADAPTER-VG4
10	385311349	KIT, VG MANIFOLD 322007301
11	385311275	KIT, VG4 MOUNTING HARDWARE
12	N/A	SEE VACUUM GENERATOR PARTS LIST
13	385310135	KIT, FILTER INSTALLATION
14	385310673	KIT, FILTER MOUNTING-HTS
15	309310001	VENT FILTER (item 13 not included)
16	313255247	1 1/2" TANKSAVER (inc. item 7)
17	385311350	KIT, TW CAP-322007301 (inc. item 18)
18	385311250	KIT, TW CAP ORING REPL
19	385311103	REED SWITCH FLOAT & LOCK RING KIT



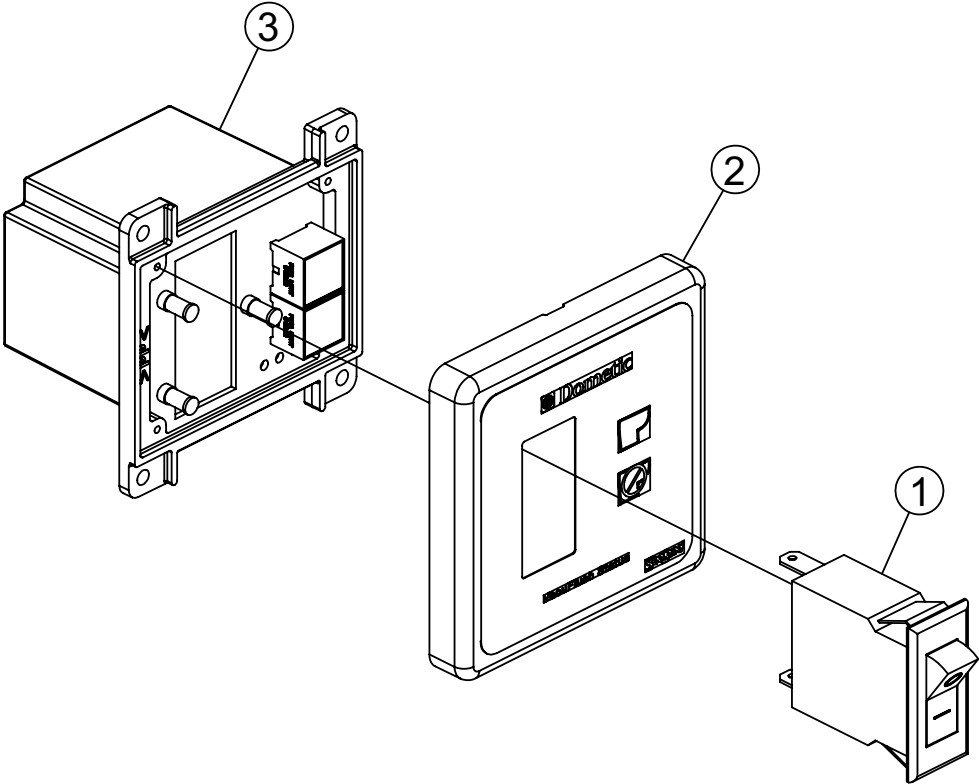
PARTS LIST: DTM04; DMT08; DTM12 MODELS



ITEM	PART NUMBER & DESCRIPTION
1A	385311765 KIT, TWCAP ASSY W/VENT
1B	385311766 KIT, TWCAP ASSY W/O VENT
2	385310258 KIT, COMPRES NUT/ADJUST CAP
3	385311250 KIT, TW CAP ORING REPL
4	385230930 KIT, FLEX PROBE-22"
5	385310758 KIT, FLOAT/STEM - BARBED
6	385311103 KIT, SWITCH FLOAT & LOCK RING
7	385230268 KIT, FLOAT/STEM (THREADED)
8A	313000350 TWIII LEVEL CAP w/VENT
8B	313000355 TWIII LEVEL CAP W/O VENT
8C	313000345 TWIII CAP w/VENT 45" PROBES
8D	313000346 TWIII CAP w/o VENT 45" PROBES
9	385311477 KIT, PANEL CV'R DTM04-BLK 385311478 KIT, PANEL CV'R DTM04-WHT 385311479 KIT, PANEL CV'R DTM08-BLK 385311480 KIT, PANEL CV'R STM08-WHT 385311481 KIT, PANEL CV'R DTM12-BLK 385311482 KIT, PANEL CV'R DTM12-WHT
10	385311483 KIT, CIRCUIT PNL-DTM04 385311484 KIT, CIRCUIT PNL-DTM08 385311485 KIT, CIRCUIT PNL-DTM12
11	313604401 DTM04 PNL ONLY - BLACK 313604411 DTM04 PNL ONLY - WHITE 313608401 DTM08 PNL ONLY - BLACK 313608411 DTM08 PNL ONLY - WHITE 313612401 DTM12 PNL ONLY - BLACK 313612411 DTM12 PNL ONLY - WHITE

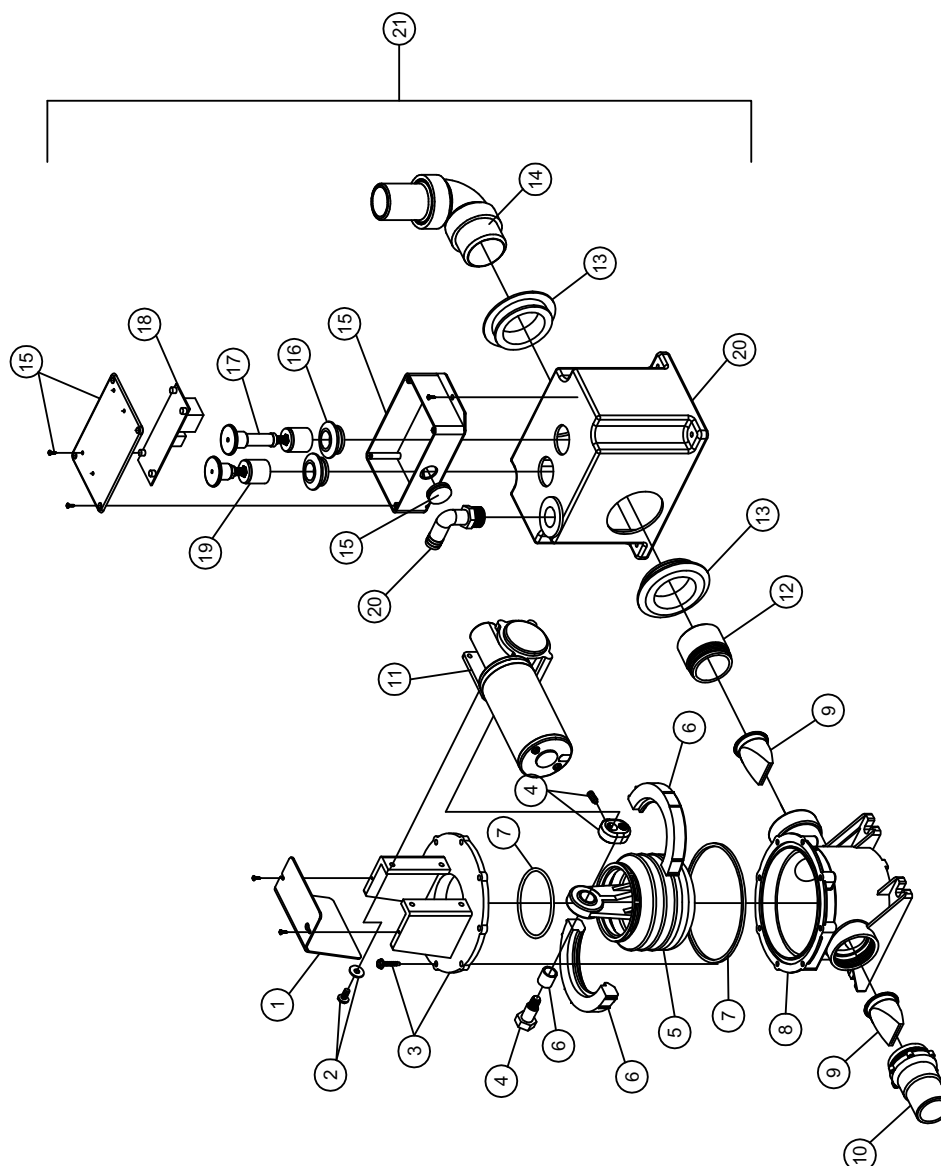
PARTS LIST: DVSO2

ITEM	PART NO.	DESCRIPTION
1	385311785	KIT, CIRCUITBREAKER 10 AMP
	385311786	KIT, CIRCUITBREAKER 5 AMP
2	385311787	KIT, BEZEL/OVERLAY BLK-DVSO2
	385311788	KIT, BEZEL/OVERLAY WHT-DVSO2
3	385311789	KIT, C'BOARD 12VDC-DVSO2
	385311790	KIT, C'BOARD 24VDC-DVSO2



Dometic Corporation - Sanitation Systems
13128 State Rt. 226, P.O. Box 38
Big Prairie, OH 44611-0038 USA
Telephone: 330-496-3211
Fax: 330-496-3097
Email: sealand@dometicusa.com

PARTS LIST: SANISUMP



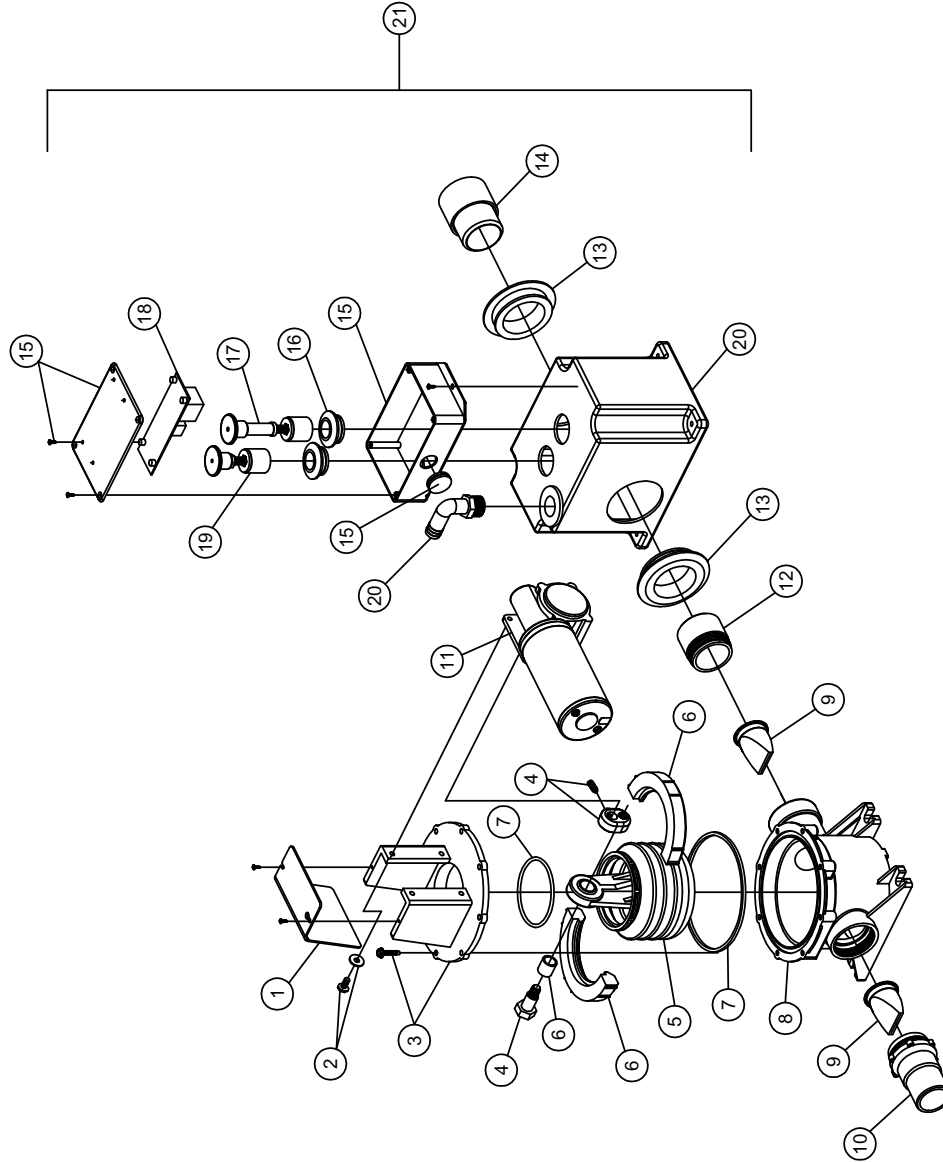
ITEM	PART NO.	DESCRIPTION
1	385640239	PUMP COVER
2	385311224	KIT, S-SERIES MOTOR MTG HARD
3	385311225	KIT, PUMP TOP-CLOSE W/SCREWS
4	385310644	KIT, ECCENTRIC/SCREW-S/T PUMP
5	385230980	BELLOWS ASSEMBLY
6	385311226	KIT, PUMP BELLOWS CLAMP KIT
7	385310151	O'RING REPLACEMENT KIT
8	600341489	PUMP BODY
9	385310076	1½" DUCKBILL VALVE (2 per)
10	600340669	VALVE NIPPLE
11	385310756	MOTOR, 12VDC
	385310757	MOTOR, 24VDC
12	388640335	PUMP INLET FITTING
13	385311111	1½" SEALING GROMMET
14	385311101	INLET ELBOW ASSEMBLY (INC. 13)
15	385310650	SANISUMP ENCLOSURE
16	385311164	½" SEALING GROMMET
17	385310582	EMPTY LEVEL IND. KIT (INC. 17)
18	385310659	CIRCUITBOARD ASSEMBLY 12VDC
	385310721	CIRCUITBOARD ASSEMBLY 24VDC
19	313900101	FULL FLOAT IND. (INC. 17)
20	385310583	SANISUMP TANK MACHINED
21	385310584	SANISUMP TANK ASSY, LESS PUMP 12VDC
	385310649	SANISUMP TANK ASSY, LESS PUMP 24VDC



Dometic Corporation - Sanitation Systems
13128 State Rt. 226, P.O. Box 38
Big Prairie, OH 44611-0038 USA
Telephone: 330-496-3211
Fax: 330-496-3097
Email: sealand@dometicus.com

PARTS LIST: SANISUMP

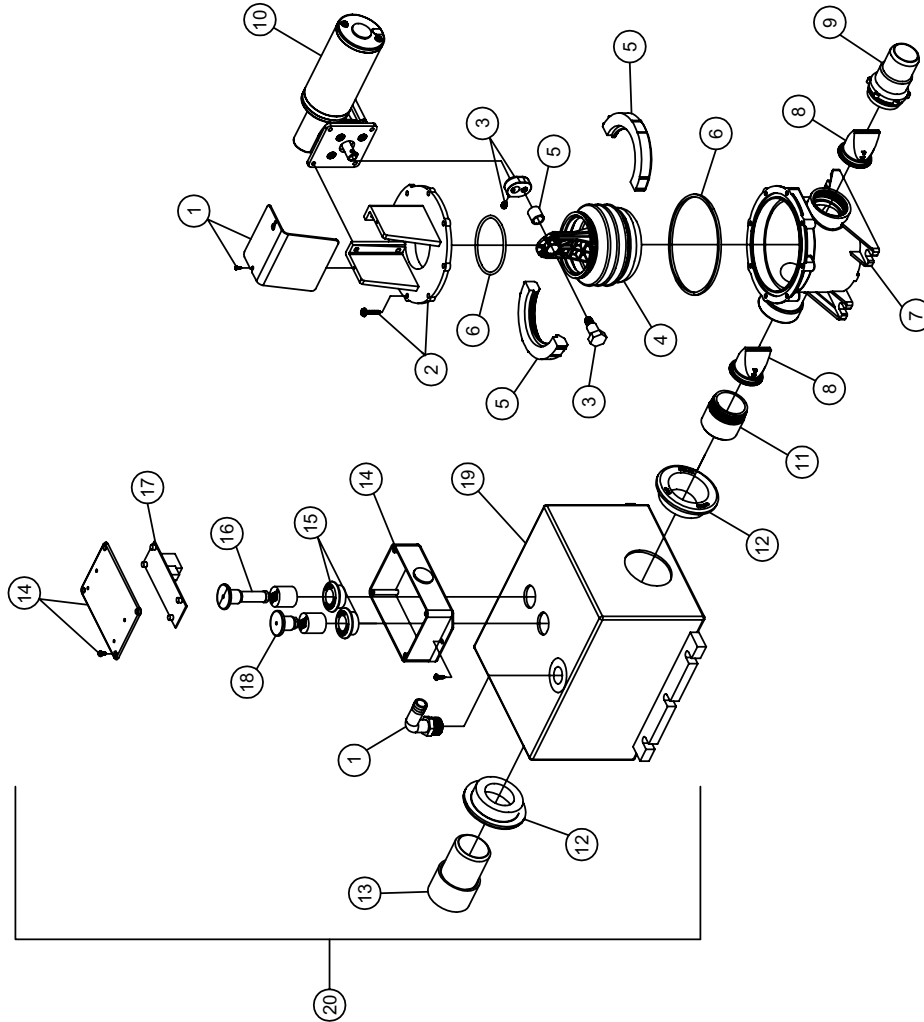
ITEM	PART NO.	DESCRIPTION
1	385311422	KIT, PUMP COVER - TW
2	385311224	KIT, S-SERIES MOTOR MTG HARD
3	385311225	KIT, PUMP TOP-CLOSE W/SCREWS
4	385310644	KIT, ECCENTRIC/SCREW-ST PUMP
5	385230980	KIT, BELLOWS-ST PUMP
6	385311226	KIT, PUMP BELLOWS CLAMP KIT
7	385310151	KIT, ORING-ST PUMP
8	600341489	PUMP BODY
9	385310076	KIT, DB VALVE 1-1/2"-BLACK (2)
10	600340669	VALVE NIPPLE
11	385310756	KIT, MOTORDEUSTCH CONN-12VDC
12	385310757	KIT, MOTORDEUTSCH CONN-24VDC
13	385640335	KIT, S-SUMP INLET TANK TO PUMP
14	385311111	1 1/2" SEALING GROMMET
15	385311550	KIT, PIPE COUPLING INLET (INC. 13)
16	385310650	SANISUMP ENCLOSURE
17	385311164	1/2" SEALING GROMMET
18	385310582	EMPTY LEVEL IND. KIT (INC. 17)
19	385310659	CIRCUITBOARD ASSEMBLY 12VDC
20	385310721	CIRCUITBOARD ASSEMBLY 24VDC
21	313900101	FULL FLOAT IND. (INC. 17)
22	385310583	SANISUMP TANK MACHINED
23	385310584	SANISUMP TANK ASSY, LESS PUMP 12VDC
24	385310649	SANISUMP TANK ASSY, LESS PUMP 24VDC



1	12V GROMMET 1-1/2"
2	TANK MACH 314115412
3	1-1/2" INLET-115412
4	SEAL 1-1/2" REPL
5	THREAD ADAPTER
6	EXPLODED PARTS LIST
7	ANAL ELBOW-VG II (INC. 7,8)
8	IT IND. (INC. 16)
9	TK LESS 12V P-412
10	H FLOAT & LOCK RING
11	STEM (THREADED)
12	ENCLOSURE
13	GROMMET
14	12V LEVEL IND/C-12" (INC. ITEM 16)
15	WARD ASSEMBLY 12VDC

PARTS LIST: SANISUMP

ITEM	PART NO.	DESCRIPTION
1	385311422	KIT, PUMP COVER - TW
2	385311225	KIT, PUMP TOP-CLOSE W/SCREWS
3	385310644	KIT, ECCENTRIC/SCREW S/T PUMP
4	385230980	KIT, BELLOWS-S/T PUMP (inc. bushing)
5	385311226	KIT, PUMP BELLOWS CLAMP KIT
6	385310151	KIT, O'RING-S/T PUMP
7	600341489	BODY, PUMP (8 BOLT) T PUMP
8	385310076	KIT, DUCKBILL VALVE (2 per)
9	600340669	NIPPLE, VALVE-T PUMP
10	385310757	KIT, MOTOR/DEUTSCH CONN-24VDC
11	385640335	KIT, S-SUMP INLET TANK TO PUMP
12	385311111	KIT, SEALING GROMMET 1-1/2"
13	385311550	KIT, PIPE COUPLING INLET (INC. 12)
14	385310650	SANISUMP ENCLOSURE
15	385311164	KIT, SEALING GROMMET 1/2"
16	385311457	KIT, LEVEL IND (314115324) (INC. 15)
17	385310721	CIRCUITBOARD ASSEMBLY 24VDC
18	313900101	FULL FLOAT IND. (INC. 15)
19	385311458	KIT, MACH'D SSUMP TK-314115324
20	385311459	KIT, SSUMP LESS PUMP-314115324
N/S	385311224	KIT, S-SERIES MOTOR MTG HARD



Dometic Corporation - Sanitation Systems
13128 State Rt. 226, P.O. Box 38
Big Prairie, OH 44611-0038 USA
Telephone: 330-496-3211
Fax: 330-496-3097
Email: sealand@dometicusa.com



Dometic Corporation, Sanitation Division

February 8, 2011