

GAS DETECTIONS

PROPANE AND CARBON MONOXIDE




FEBRUARY 1 2017



Mobile living made easy.

 **DOMETIC**

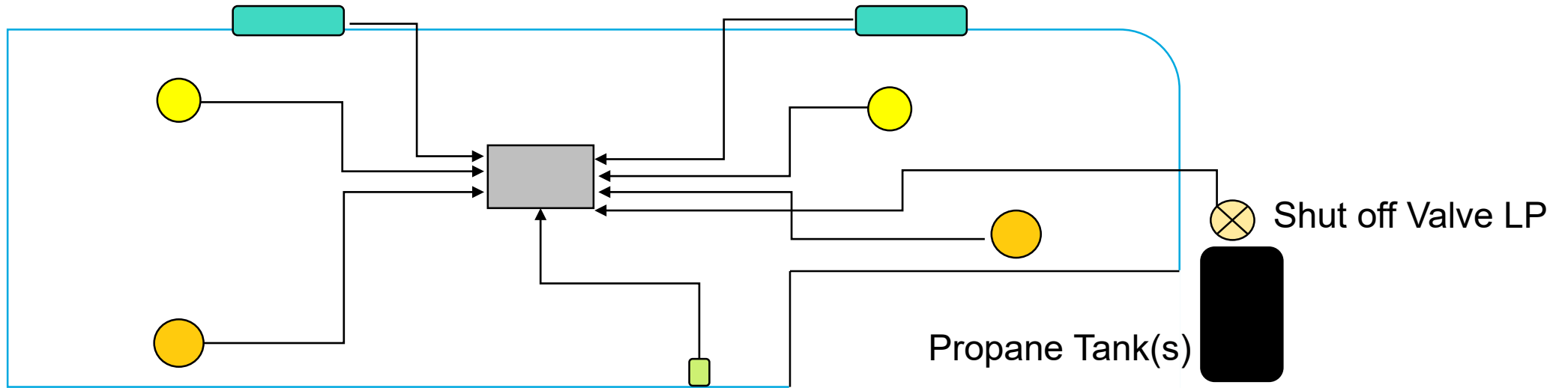
GAS ALARMS PRODUCTS (CURRENT)

Model	Power	Sensing (gas)	Color	Installation	Agency	Picture
LP	12 volt or 120 Transformer plug in	Propane	Black or White	Flush or Surface	ETL	
CO	9 volt	Carbon Monoxide	Buff	Surface	CSA	
LP/CO	12 volt or 120 Transformer plug in	Propane and Carbon Monoxide	Black or White	Flush or Surface	ETL	

TECHNOLOGY OFFERINGS

- New Dometic look control panel design for all models
- Common PCB board size to be populated only for product model being offered
- Automatic low press shut off valve for LP (location on low pressure side of coach regulators)
- App for smart phone for alarm notification and reset (reset will automatically go into alarms if gas is still present)
- Addition of two LEDS for notification of low level gas detection on both gases
- Addition of 9 volt battery operated LP or CO units
- Central control center with remote sensors location
 - Hard Wire Design
 - Connections available and designed into control center
 - Pin outs for attachments of wiring
 - Wireless Design
 - Require transmitters for sensors
- New Products
 - Carbon Monoxide sense connect to our roof vents to open when in alarm
 - New floor vent product to remove propane from coach when in alarm
 - Thermostat / Gas Detection product

GAS CONNECTIONS AND LAYOUTS



- Propane Sensor
- Carbon Monoxide Sensor
- Roof Vent
- Power Floor Vent
- Control Panel