

WATER HEATERS

TRAINING

DECEMBER 2019



Mobile living made easy.

 **DOMETIC**

WHY WE EXIST

Dometic is a global market leader in branded solutions for mobile living in the areas of Food & Beverage, Climate, Power & Control, Safety & Security and Hygiene & Sanitation. Dometic operates in the Americas, EMEA and Asia Pacific, providing products for use in recreational vehicles, trucks and premium cars, pleasure and workboats, and for a variety of other uses.

Our motivation is to create smart and reliable products with outstanding design. We sell our products in approximately 100 countries and we have a global distribution and dealer network in place to serve the aftermarket. Dometic employs approximately 8,000 people worldwide, had net sales of more than SEK 18.0 billion (2 billion USD) in 2018 and is headquartered in Stockholm, Sweden.

AGENDA

- History
- 2020 Water Heater Family
- 2019 to 2020 Conversion Chart
- Voice of Customer / Attribute Importance
- Feature Comparison / Current vs. Future
- Dometic vs. Suburban
- Why Sell Dometic Water Heaters
- Sales & Marketing Support
- Model & Replacement Part Numbers
- Questions



HISTORY

- 1909 Atwood Vacuum Machine Company later becomes Atwood Mobile Products
- 1936 Atwood enters RV industry with Trailer Couplers
- 1949-60 Atwood expands RV product line with screw-type Trailer Jacks and Surge Brakes
- 1964 Atwood **adds water heaters** by merging with Bowen Company a supplier of RV water heaters
- 1965-80 Atwood manufactures ***pilot ignition*** water heaters (Gas only)
- 1980's Atwood adds ***electronic ignition*** water heaters (separate Gas or Electric models, no combo Gas/Electric units)
- 1990's Atwood adds ***combo gas/electric ignition*** (one T-stat controls temp via circuit board and dual switch)
- 2000's Atwood introduces ***mixing valve XT*** model (higher inlet temp, cooled by mixing cold water, faster recovery rates)
- 2014 **Dometic acquires Atwood** Mobile Products
- 2017 **Dometic rebrands Atwood** products
- 2019-20 Dometic launches ***new water heater*** *WH-6GA, WH-6GEA, WH-10GEA (Q4'20), WH-9GEA, WH-16GEA*



2020 WATER HEATER FAMILY

Mobile living made easy.

 **DOMETIC**

2020 WATER HEATER FAMILY

New
Platform



6 gal Gas **WH-6GA** - coming January 2020

6 gal Gas/Electric **WH-6GEA** - coming January 2020

10 gal Gas/Electric **WH-10GEA** - not avail till Q4 2020

6 gal XT Gas/Electric **WH-9GEA** - coming January 2020

10 gal XT Gas/Electric **WH-16GEA** - not avail till Q4 2020

Current
Platform



10 gal Gas/Electric **GC10A-4E** ¹

10 gal XT Gas/Electric **GE16EXT** ¹

¹ Sell old 10 gal until new 10 gal PNs in Q4 2020

* Item/SKU description have packaging designations: BP (Bulk Pack), SU (Single Pack), SP (Retail Pack)

Mobile living made easy.

 **DOMETIC**



2019 > 2020 CONVERSION CHART

2019 → 2020 CONVERSION CHART

6 gal gas **standard pilot** → discontinued all standard pilot ignition Q1 2019, all models will now be direct spark ignition ¹
10 gal gas **standard pilot** → discontinued all standard pilot ignition Q1 2019, all models will now be direct spark ignition ¹

6 gal Gas → 6 gal Gas WH-6GA --- coming January 2020	GOOD
10 gal Gas → discontinued	
6 gal Gas/Electric → 6 gal Gas/Electric WH-6GEA --- coming January 2020	BETTER
10 gal Gas/Electric → 10 gal Gas/Electric WH-10GEA --- target Q4 2020 ²	
6 gal Gas/Electric w/ heater exchanger → discontinued	
10 gal Gas/Electric w/ heater exchanger → discontinued	
6 gal XT Gas → 6 gal XT Gas/Electric WH-9GEA --- coming January 2020	BEST
10 gal XT Gas → 10 gal XT Gas/Electric WH-16GEA --- target Q4 2020 ²	
6 gal XT Gas/Electric w/ heater exchanger → discontinued	
10 gal XT Gas/Electric w/ heater exchanger → discontinued	

¹ remaining standard pilot ignition inventory used for warranty claims

² sell old 10 gal models until new 10 gal PNs come Q4 2020

A dark, atmospheric landscape photograph of a rocky coastline. In the foreground, a person stands on a rocky outcrop on the left, looking out over a deep fjord. The water is calm, reflecting the dark sky. The surrounding cliffs are rugged and layered. The overall mood is serene and adventurous.

VOICE OF CUSTOMER / ATTRIBUTE IMPORTANCE

PRODUCT ATTRIBUTE RANKING

OEM

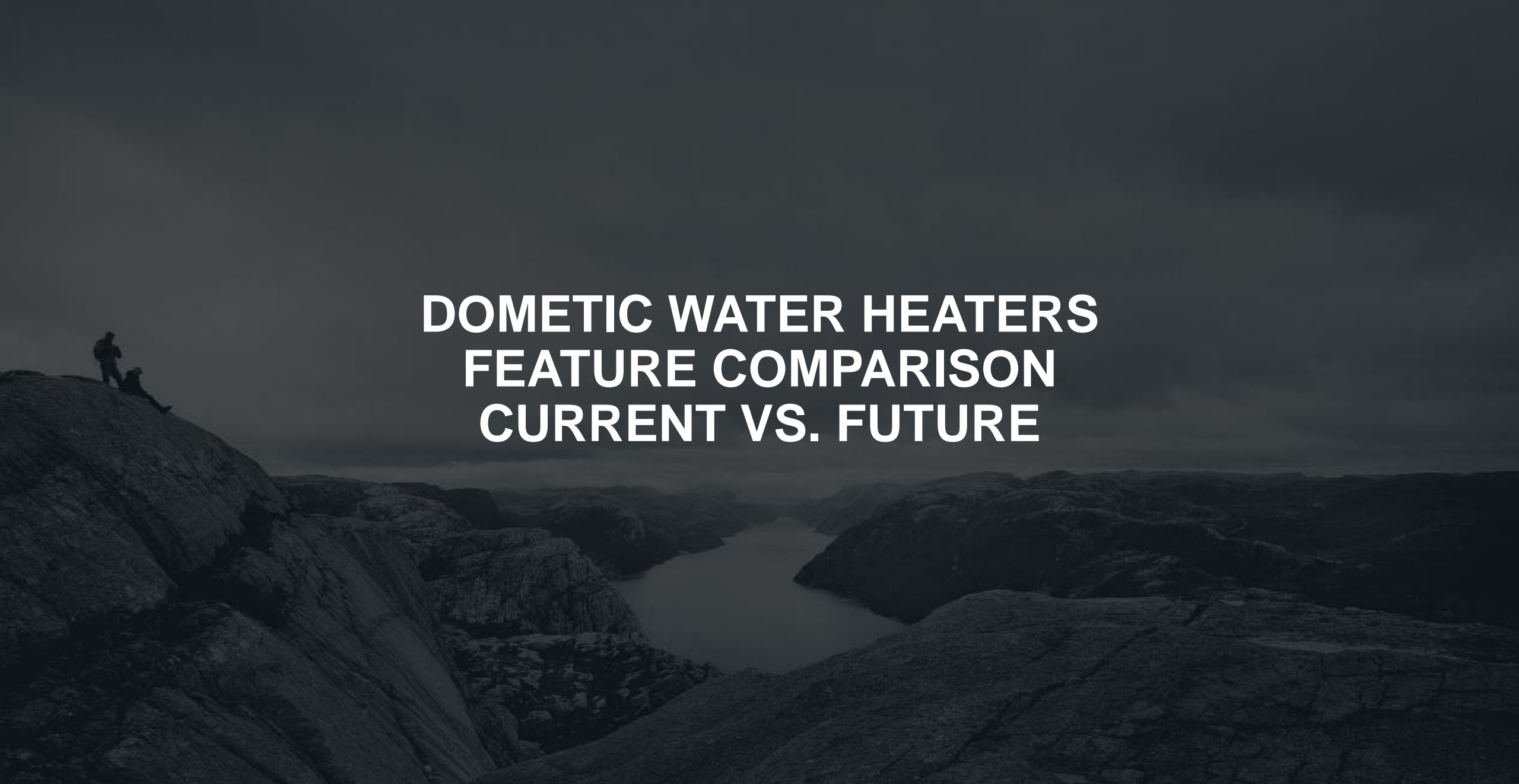
Recovery Rate	5
Minutes of Hot Water at 100°F	4
Pre-installed winterizing by-pass kit	3
Presence of Anode Rod	2
Tank Material (Aluminum vs. Steel with and without Porcelain coating)	1

DEALER and
RETAILER

Price	5
Recovery Rate	4
Minutes of Hot Water at 100°F	3
Amp Draw	2
What is temp with adjustable thermostat	1

END USER

Minutes of Hot Water at 100°F	5
Recovery Rate	4
Amount of maintenance	3
2 year warranty	2
What is temp with adjustable thermostat	1




DOMETIC WATER HEATERS FEATURE COMPARISON CURRENT VS. FUTURE

Mobile living made easy.




FRONT VIEW

CURRENT




FUTURE



DOOR SHAPE

CURRENT



FUTURE

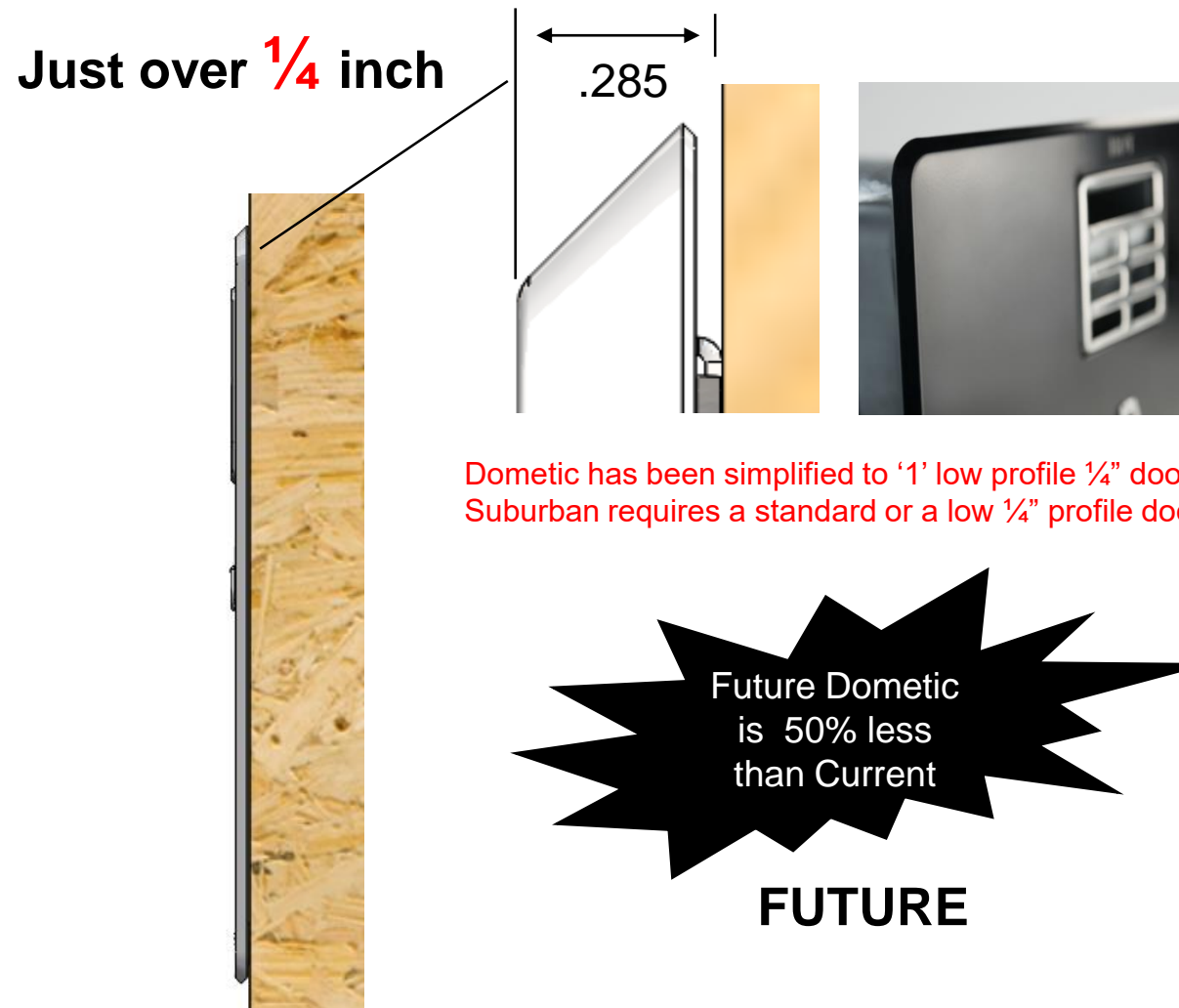
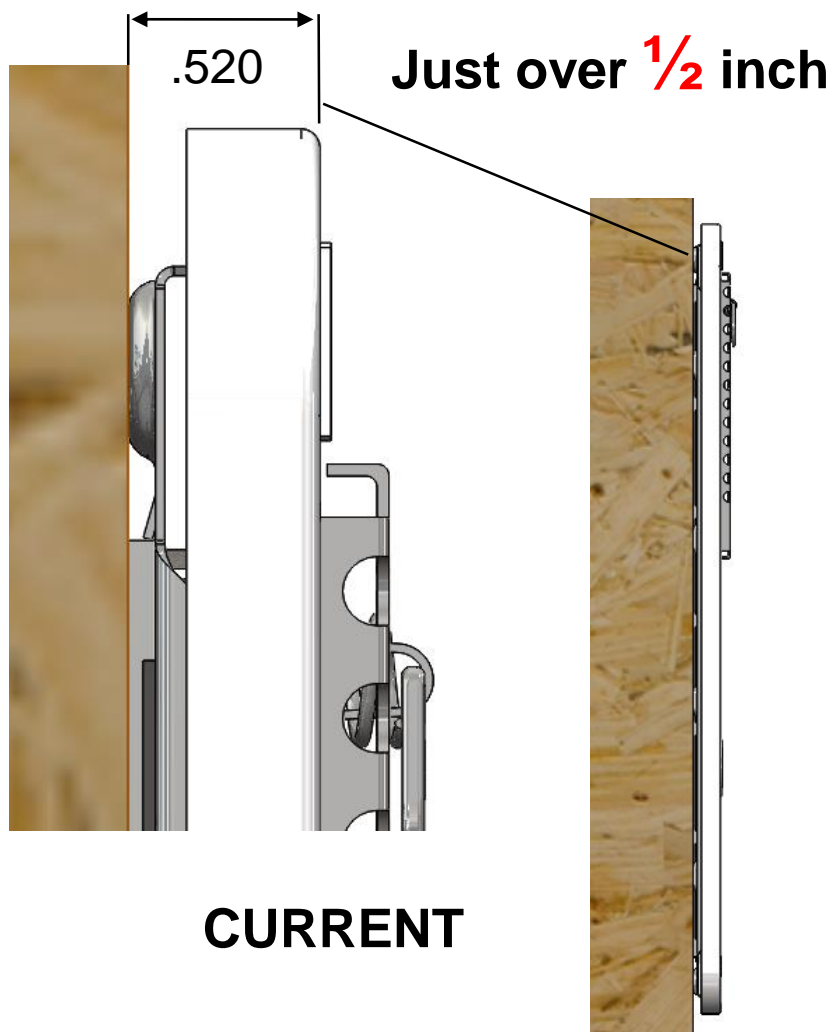


Redesigned
Intake / Exhaust



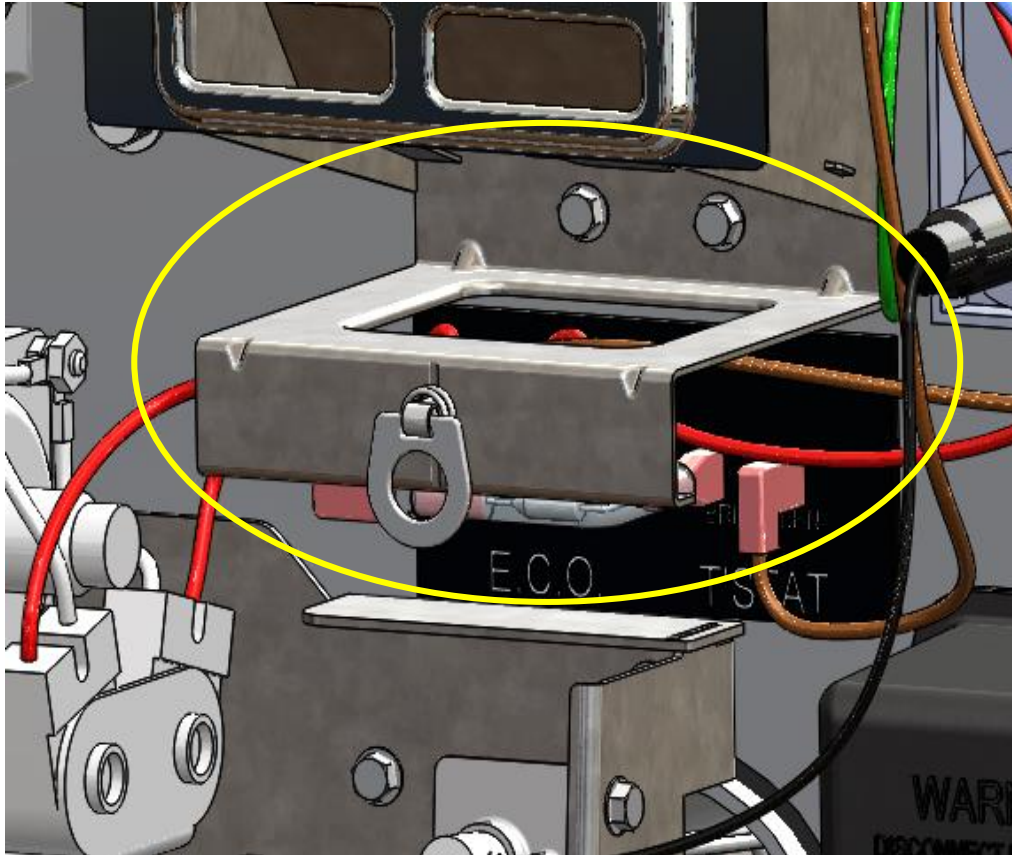
The smaller intake and exhaust passed all standard & high elevation, wind, heating performance, and CO tests

DOOR PROTRUSION



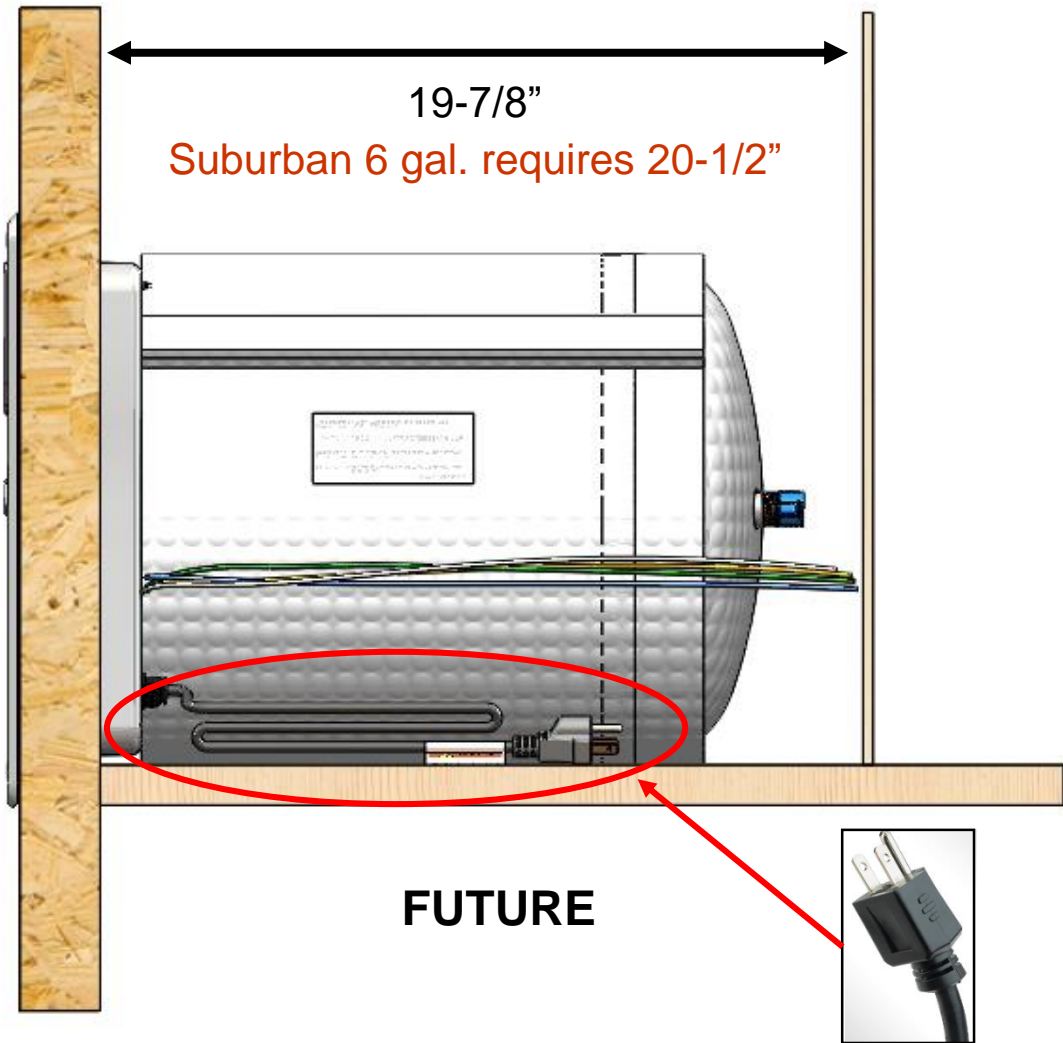
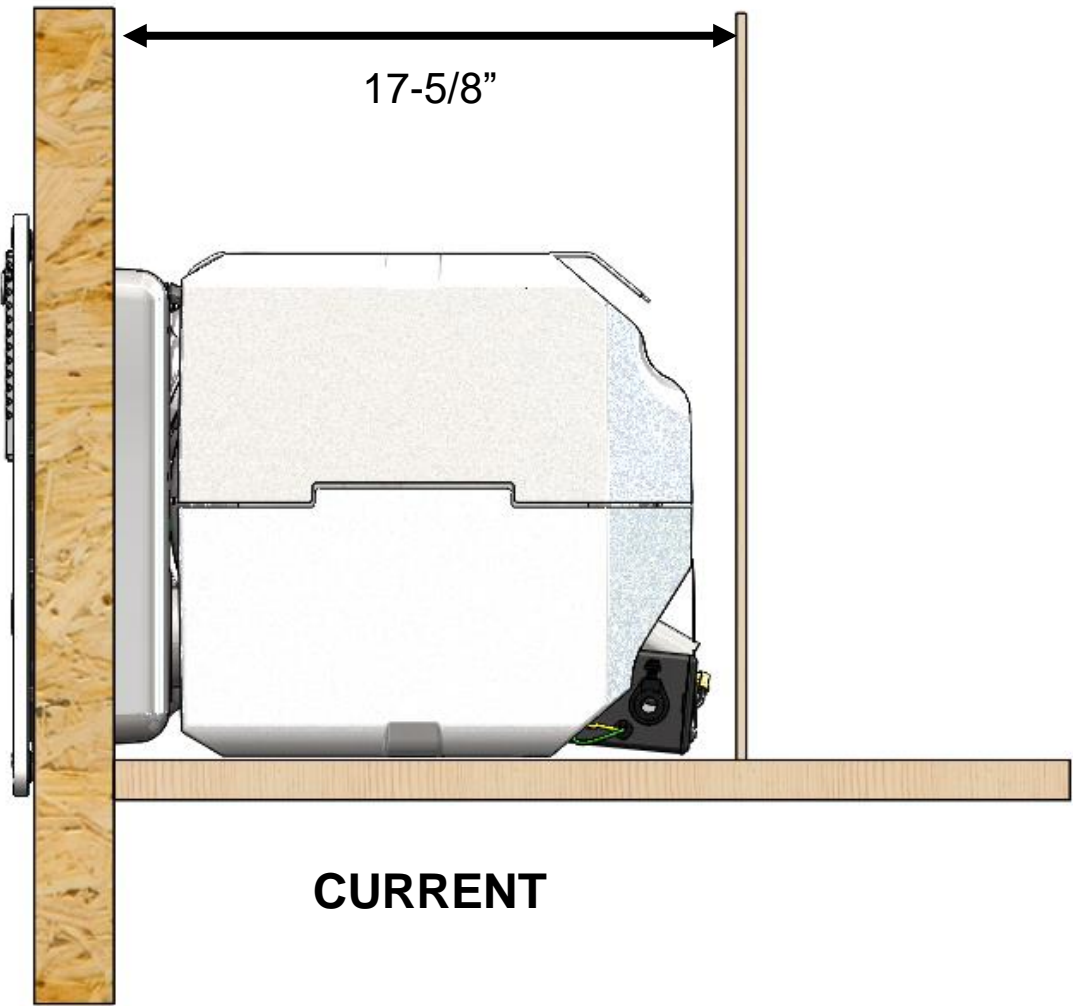
HANDLING BRACKET

FUTURE



- Added to discourage installers & technicians from carrying the water heater by the burner which causes a lot of customer calls related to poor burner performance, all due to improper mixture of air and gas caused by the misalignment of burner and gas line at fixture
- 3.5" wide with a comfort inner-grip flange
- Doubles as the exterior door screw fastener

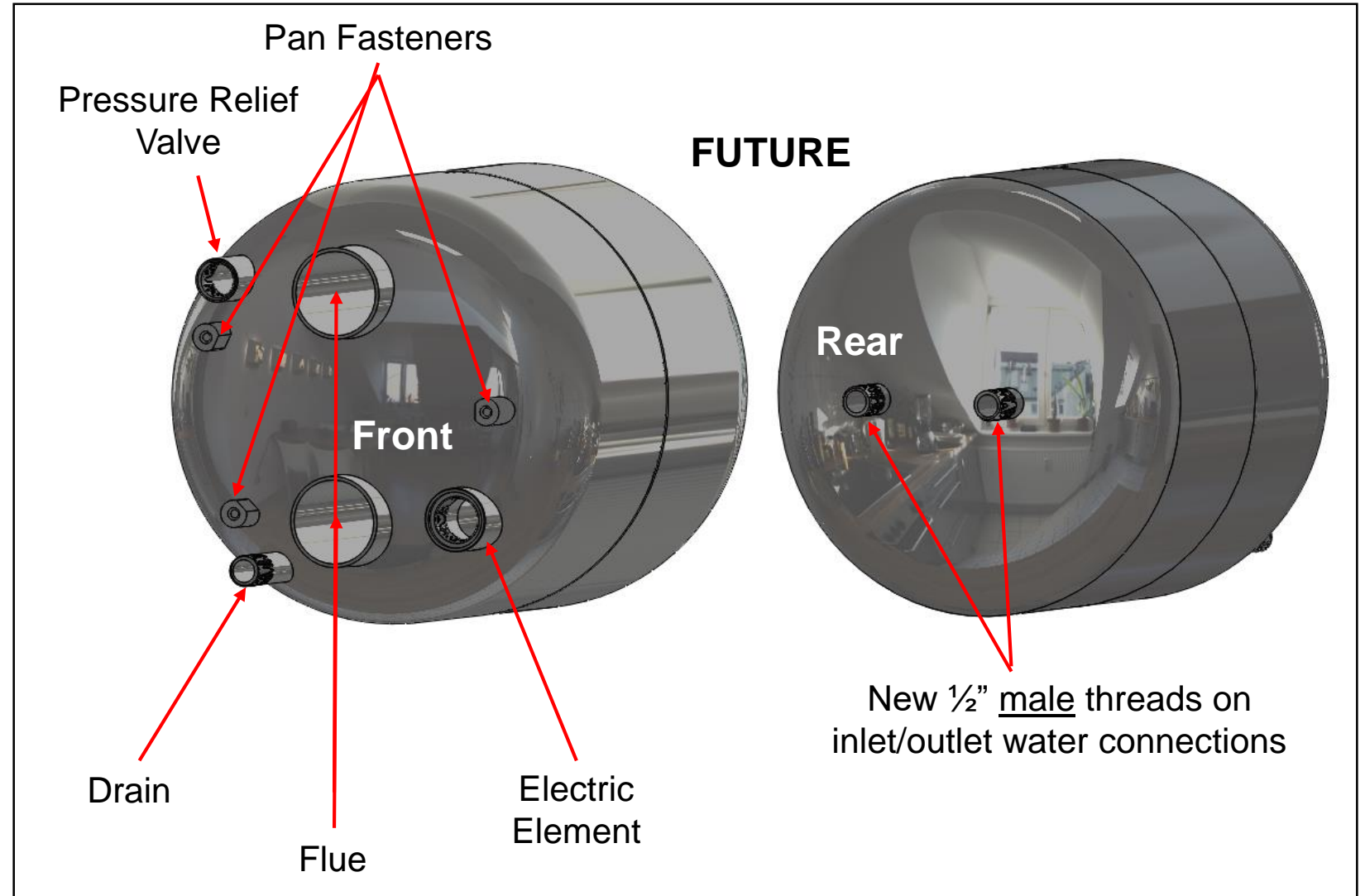
INSTALLATION



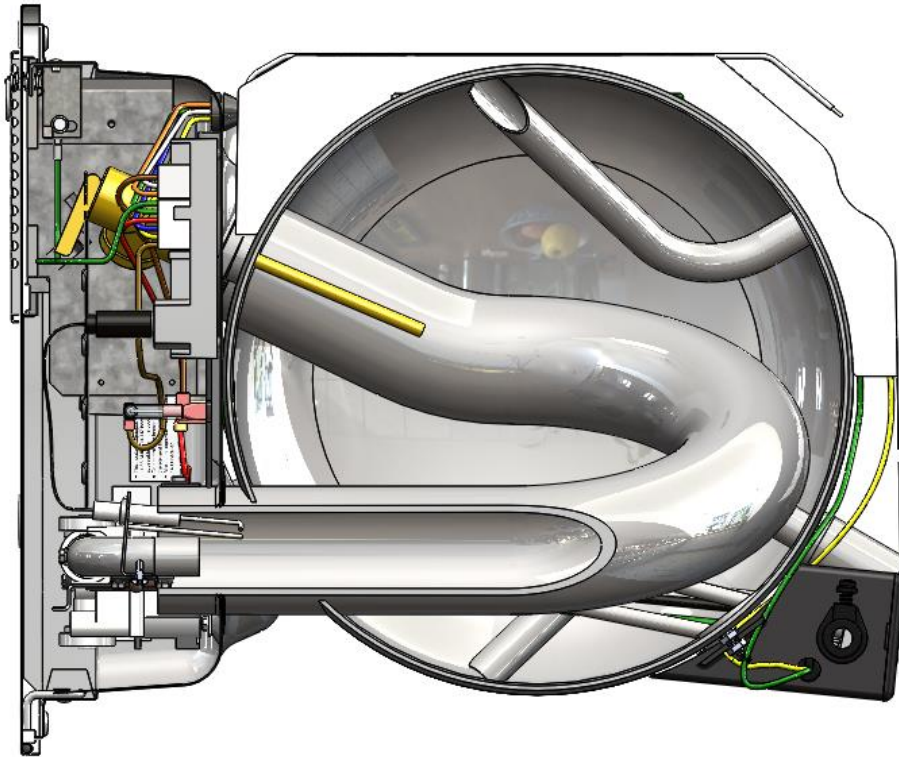
TANK DESIGN



CURRENT



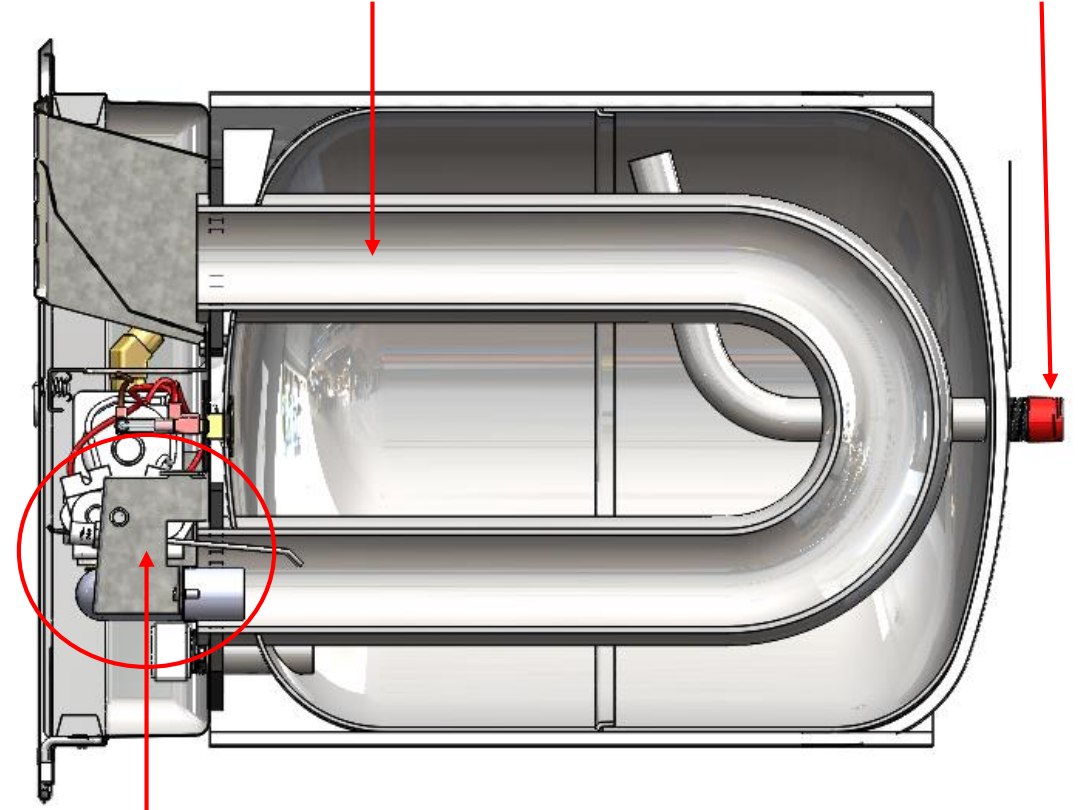
CROSS SECTION



CURRENT

New flue tube easier during manufacturing for welding

Outlet changed to male thread connection

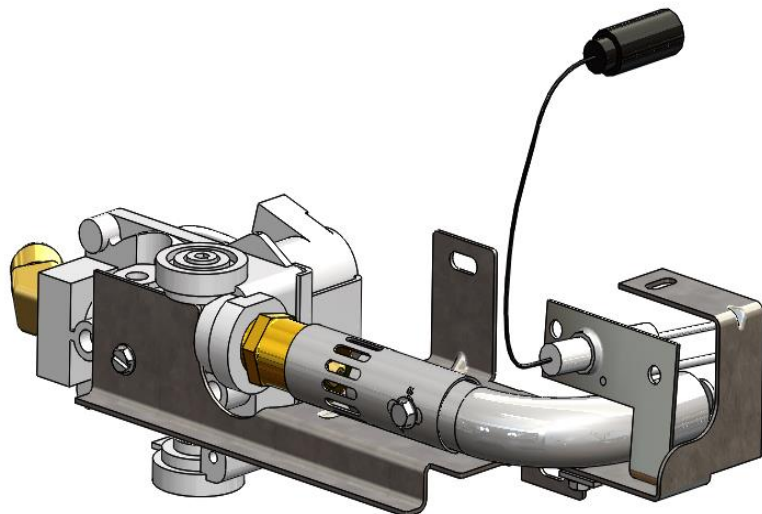


FUTURE


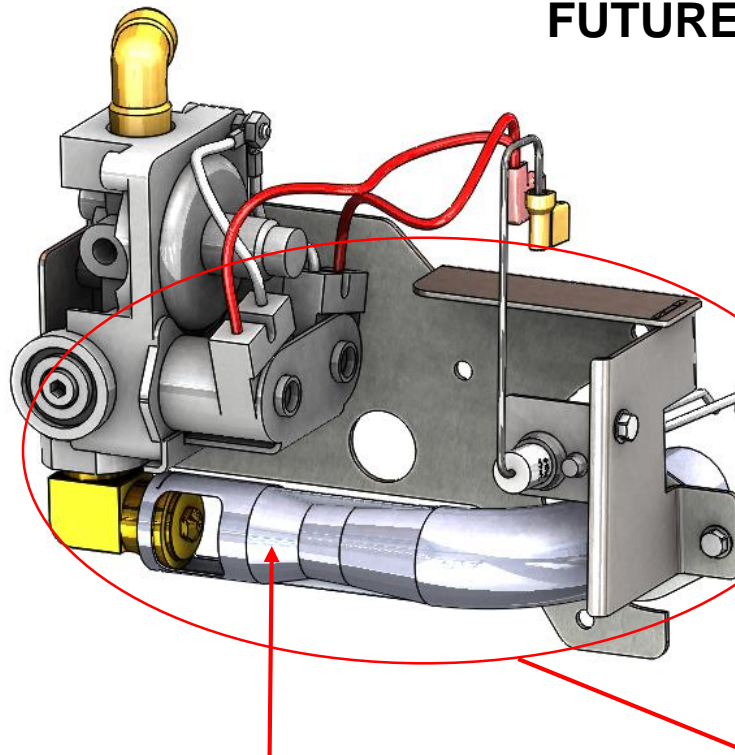
Heating Element with access cover moved from back to front

BURNER

CURRENT




FUTURE




No manual air-adjustment, less noise, 10k BTU (was 8.8k BTU)

More robust burner bracket to help keep things aligned if the installer grabs by the burner

FUTURE PAN DESIGN



PRE-INSTALL

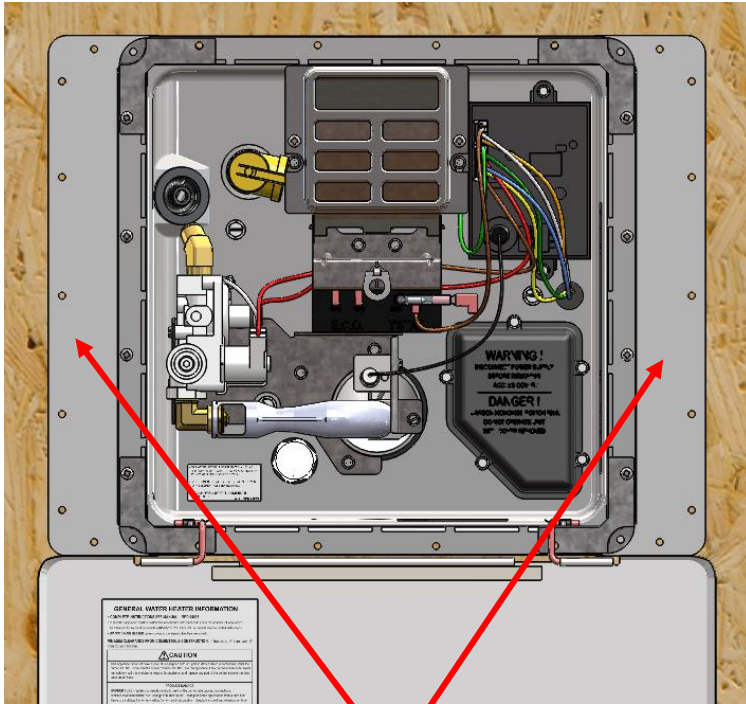


Installer
bends flange
after inserting
thru wall

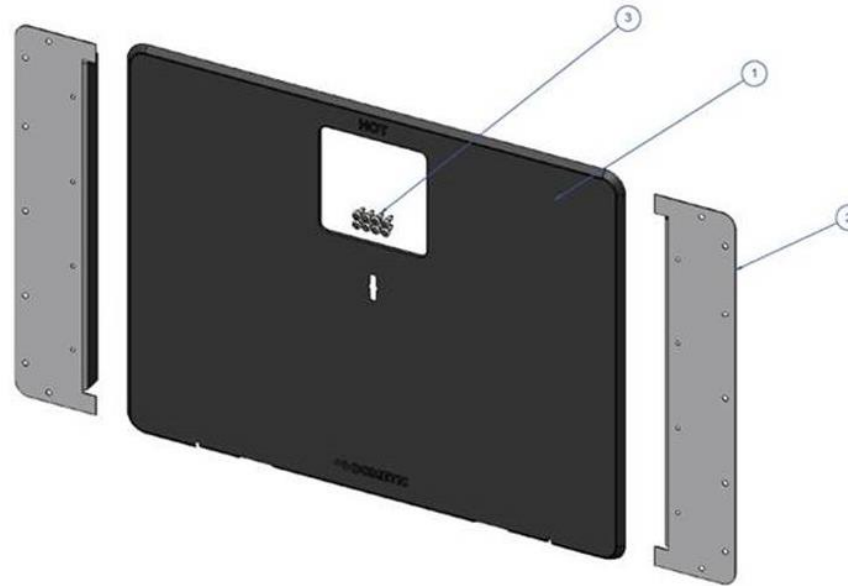
POST-INSTALL

AFTERMARKET 'RECTANGULAR' DOOR CONVERSION KIT

Replace older Dometic and Atwood branded water heaters with this rectangular adapter/door conversion kit
New water heater has square face plate, so need conversion kit to cover sides of old rectangular opening



**ADAPTER PLATES
(2 pieces)**



REPLACEMENT DOOR

Service Door Kit

BLACK 6gal PN 94067

WHITE 6gal PN 94016

- 6 gallon cutout
- Includes 2 adapter plates (left & right) with pre-drilled holes, 8 screws for attaching plates to the new W/H pan (no screws for aftermarket), also 1 rectangular door to fit new water heater (old rectangular door not designed to work with new water heater)
- Installer affixes both adapter plates to the wood frame of coach with screws (not nuts and bolts, passed field tests) – we provide screws to OE but not AM.
- Installer affixes door to water heater pan via hinge pins & clips that come with W/H
- First install the adapter plates, then slide new water heater into square opening, then attach door to water heater pan.
- Conversion kits are in stock at Greenbrier
- New W/H is shipped with a square door, cannot order without the door. Must order conversion kit if replacing old models.

A dark, atmospheric landscape photograph of a rocky coastline. In the foreground, a large, craggy rock formation slopes down towards a body of water. Two small figures of people are visible on the left, standing on a higher part of the rock. The water is calm, reflecting the dark sky. In the background, more rocky hills and a narrow fjord are visible under a heavy, overcast sky. The overall mood is serene and adventurous.

DOMETIC VS. SUBURBAN

Mobile living made easy.



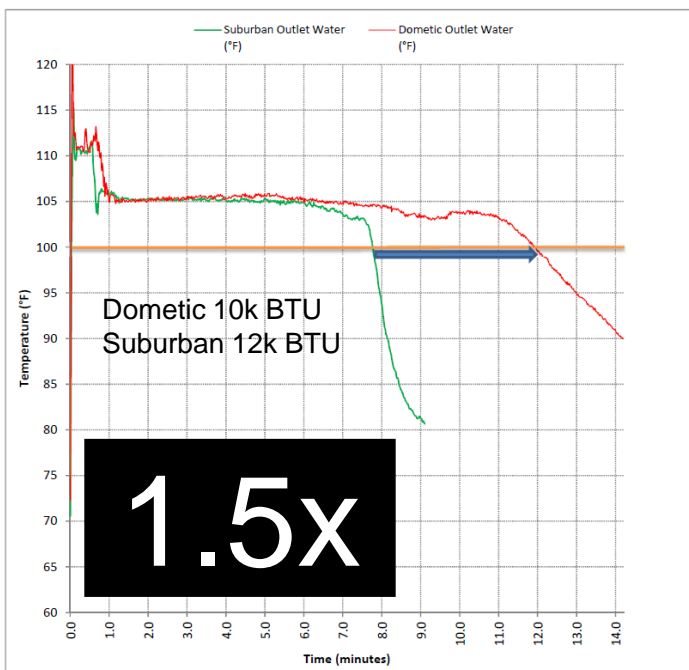
MINUTES ABOVE 100°F WATER TEMPERATURE

Independent 3rd party tests revealed Dometic provides 3x the duration of hot water ¹

Specimen: Suburban Water Heater Model No. SW6DE
Dometic Water Heater Model No. WH-6GEA

60° Inlet

Time of Hot Water with 60°F Inlet Water @ 1.0 GPM

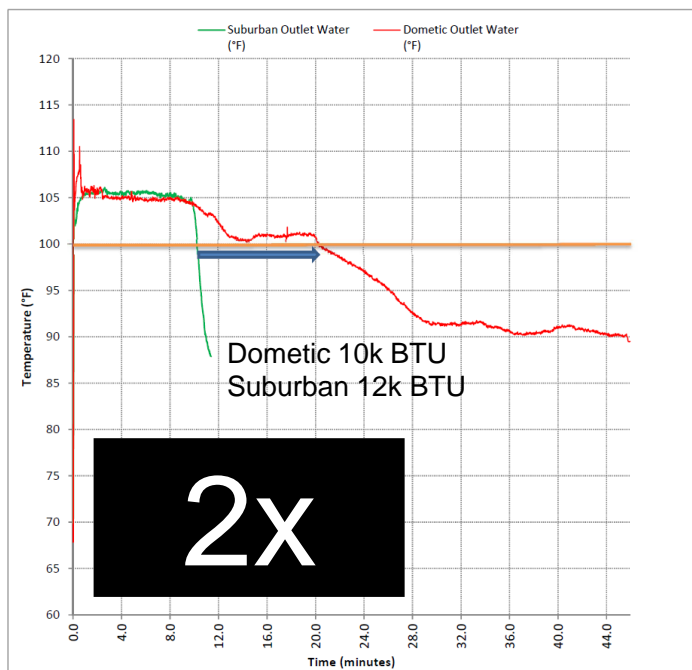


Dometic fell below 100°F at 12m
Suburban fell below 100°F at 8m
Dometic delivers **50% longer shower**

Specimen: Suburban Water Heater Model No. SW6DE
Dometic Water Heater Model No. WH-6GEA

65° Inlet

Time of Hot Water with 65°F Inlet Water @ 1.0 GPM

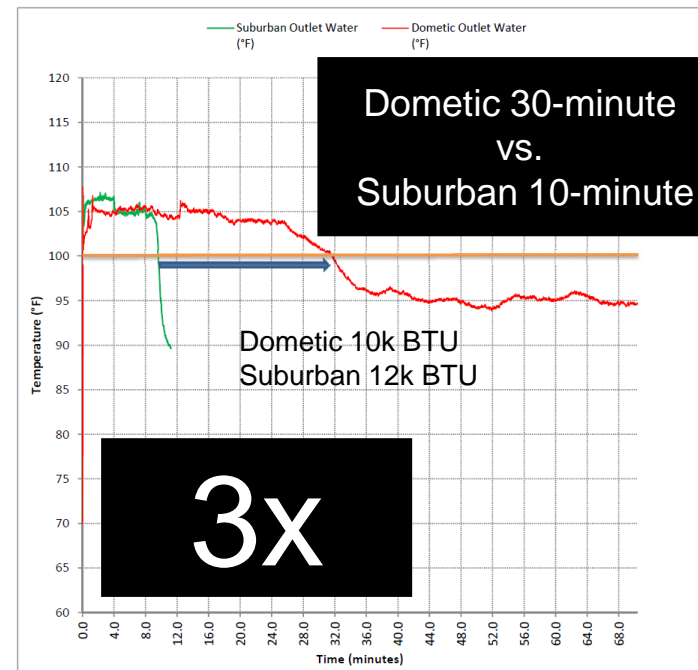


Dometic fell below 100°F at 20.5m
Suburban fell below 100°F at 10.5m
Dometic delivers **95% longer shower**

Specimen: Suburban Water Heater Model No. SW6DE
Dometic Water Heater Model No. WH-6GEA

70° Inlet

Time of Hot Water with 70°F Inlet Water @ 1.0 GPM



Dometic fell below 100°F at 31m ¹
Suburban fell below 100°F at 10m ¹
Dometic delivers **210% longer shower** ¹

LIGHTWEIGHT



6 Gal. = 19 lbs.
10 Gal. = 24 lbs.

~ 50%
LIGHTER



Aluminum tank = less weight

SUBURBAN

6 Gal. = 37.4 lbs.
10 Gal. = 45.5 lbs.



Steel tank (porcelain lining) = extra weight

NO ANODE ROD NEEDED

➤ DOMETIC



Aluminum and zinc lined tank
No Anode Rod

SUBURBAN

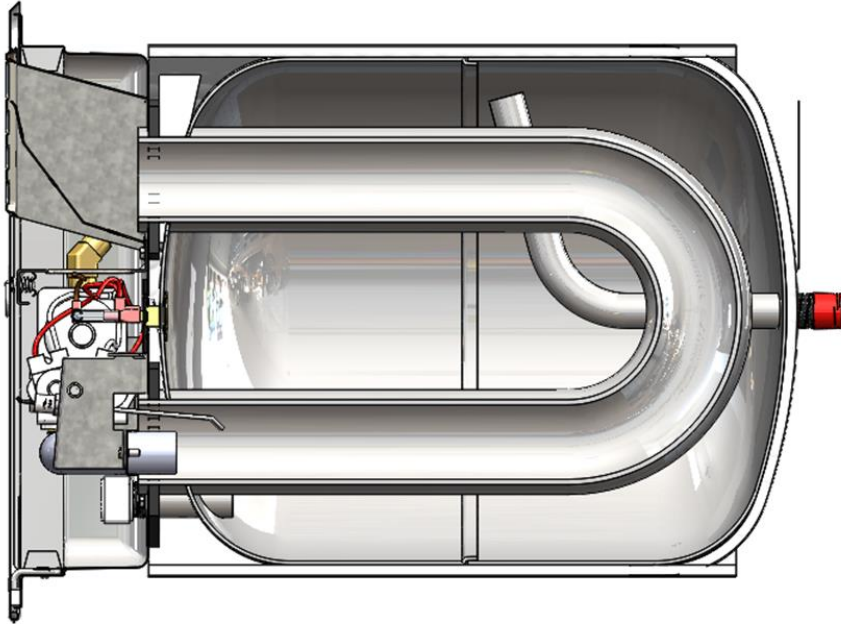


Steel tanks require an anode rod and
recommended changing annually

Use of an Anode Rod voids the warranty as it causes the materials in the aluminum tank to break down

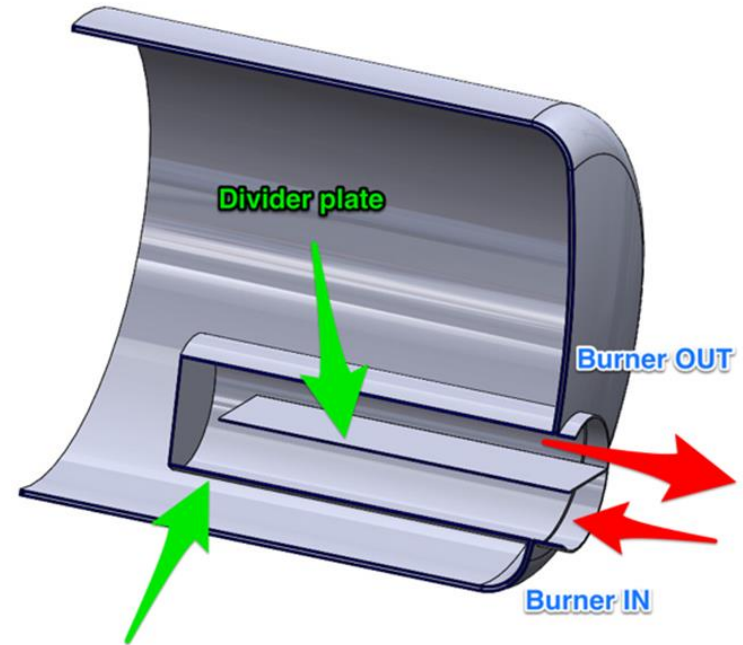
MORE HEATING SURFACE

DOMETIC



Flue tube winds throughout tank
MORE heating surface

SUBURBAN



Flue tube goes straight in and out
LESS heating surface

REPLACEABLE TANK

➤ DOMETIC



Dometic tanks are bolted on
making it easier to replace

Svc Kit Gas (6gal) 92098

Svc Kit Gas/Electric (6gal) 92099

SUBURBAN



Suburban tanks is welded on
and cannot be replaced

CAM LOCK (~LATCH) DURABILITY

➤ DOMETIC

Stainless Steel Door Latch



Exposure to elements
doesn't affect stainless steel.

SUBURBAN

Plastic Door Latch



Exposure to elements
causes fatigue and breakage

DOMETIC WARRANTY 2 YEAR PARTS, LABOR AND FREIGHT



Adobe Acrobat
Document

Parts & Labor
no Freight



Suburban

A Division of AIRXCEL

TWO YEAR LIMITED WARRANTY FOR SUBURBAN RECREATIONAL VEHICLE WATER HEATER

TWO YEAR LIMITED WARRANTY

This Suburban product is warranted to the original purchaser to be free from defects in material and workmanship under normal use and maintenance for a period of two years from date of purchase whether or not actual use begins on that date. It is the responsibility of the consumer/owner to establish the warranty period. Suburban does not use warranty registration cards for its standard warranty. You are required to furnish proof of purchase date through a Bill of Sale or other payment records.

Suburban will replace any parts that are found defective within the first two years and will pay a warranty service allowance directly to the recommended Suburban Service Center at rates mutually agreed upon between Suburban and its recommended service centers. Replacement parts will be shipped FOB the shipping point within the Continental United States, Alaska and Canada to the recommended service center performing such repairs. All freight, shipping and delivery costs shall be the responsibility of the owner. The exchanged part or unit will be warranted for only the unexpired portion of the original warranty. Before having warranty repairs made, confirm that the service agency is a recommended service center for Suburban. **DO NOT PAY THE SERVICE AGENCY FOR WARRANTY REPAIRS; SUCH PAYMENTS WILL NOT BE REIMBURSED.**

Suburban reserves the right to examine the alleged defect in the water heater or component parts, and it is the owner's obligation to return the water heater and/or component parts to Suburban or its representative. When returning a water heater, it must include all component parts and the serial number plate. Returned component parts must be individually tagged and identified with the water heater's model number, serial number and date of installation.

For warranty service, the owner/user should contact the nearest recommended Suburban Service Center, advising them of the model and serial numbers (located on the water heater) and the nature of the defect. Transportation of the RV to and from the Service Center and/or travel expenses of the Service Center to your location is the responsibility of the owner/user. A current listing of recommended service center may be obtained from our website: www.Airxcel.com/Suburban. If you cannot locate a recommended service center locally, the service agency chosen to perform warranty repairs must contact our Service Department at 423-775-2131 for authorization before making repairs. Unauthorized repairs made will not be paid by Suburban.

THREE YEAR LIMITED WARRANTY ON TANK

The inner tank is further warranted to be free from defects in material and workmanship during the third year after the date of original purchase. A replacement water heater will be provided under the same conditions as stated in the two year warranty EXCEPT no labor reimbursement will be provided.

Product	Warranty	Parts	Labor	Freight
Domestic Refrigerator*	2 year limited	2 years	2 years	2 years
Domestic Microwave	2 year limited	2 years	2 years	2 years
Domestic Brand Air Conditioner / Heat Pump (except Cab Comfort or Sunchaser models**)	2 year limited	2 years	2 years	2 years
Patio Awnings *	1 year limited	1 years	1 year	1 year
Slide Topper Awnings *				1 year
Window and Door Awnings *				1 year
* Note: Awning fabric has a 30 day material				
Toilets – Personal Use				2 years
Toilets – Commercial Use				2 years
Portable Ice Makers				2 years
Windows				2 years
Skylights				2 years
Sinks/Domestic Brand Stoves/Faucets				2 years
CFX Portable Coolers				2 years
Avalanche Portable Cooler				2 years
Aldi's Portable Coolers				2 years
Furnaces	2 year limited	2 years	2 years	2 years
Water Heaters	2 year limited	2 years	2 years	2 years
Ranges (Atwood Brand)	2 year limited	2 years	2 years	2 years
Detectors	5 year limited	5 years	5 years	5 years
Fantastic Vent (** see notes below)	7 year limited	7 years	2 years	2 years
Ultra Breeze Cover	3 year limited	3 years	3 years	3 years
Create-A Breeze/Endless Breeze	1 year limited	1 year	1 year	1 year
*** after the first 2 years, customer is responsible for freight on replacement parts				
*** Curved Domes have a lifetime warranty; full warranty for 4 years; customer is responsible for freight after initial 4 years. (flat lid domes not included)				
Parts Purchased For Out-Of-Warranty Repairs				
Authentic Dometic Parts	1 year limited	1 year	n/a	1 year
Authentic Dometic Cooling Unit Items 3313470.000/002/003/006/008 only	2 year limited	2 years	2 years	2 years

* The purchaser must provide proof of preventative maintenance starting on the anniversary of the date of purchase.

NOTE: PLEASE REFER TO THE WARRANTY INFORMATION SHEET PROVIDED WITH THE PRODUCT FOR COMPLETE DETAILS REGARDING COVERAGE.



WHY SELL DOMETIC WATER HEATERS

Mobile living made easy.



REASONS TO SELL DOMETIC WATER HEATERS

- Trusted Dometic Brand – OEM and RVAM Water Heater Supplier 50 Plus Years
- More Minutes Hot Water
- Fast Recovery Rate
- Aluminum Tank – Lightweight, No Rust, No Anode Rod Hassle or Cost
- Easy Maintenance – Front Mounted Components (Heating Element), Male Fittings, 110v Power Cord
- Winterization Kit – installed on XT models GE9EXT, GE16EXT, WH-9GEA, WH-16GEA. Kit for all other units.
- New Handling Bracket – Less Customer Calls for Improved Customer Experience
- Replaceable Tanks – Save Money
- Improved Burner and Bracket – Increased 10k BTUs, Less Noise, Cleaner Emissions, More Robust Bracket
- Improved Insulation – Thermal Blanket instead of Foam
- Improved Door – Flush ¼” Protrusion / Sure Fit Design / Stainless Steel Latch / Aftermarket Conversion Kit
- Interchangeable with Competitors - Reoriented Lengthwise Tank
- 2 Year Warranty (Parts, Labor, Freight) with Extended Warranty Available
- All water heaters meet Prop65 (California) and CSA requirements
- Countrywide Network of Trained Service Technicians



SALES & MARKETING SUPPORT


Mobile living made easy.



SALES TOOLS

FEATURES & BENEFITS

DOMETIC QUICK RECOVERY WATER HEATERS



The choice is yours!


Domestic water heaters ensure you always have hot water on tap. Our aluminum tanks are light weight, easy to install, offer more minutes of hot water, and deliver superior performance. Available in a wide range of capacities, our customers appreciate the full range of spare parts, accessories (conversion kits), replacement tanks and access doors. Hot water does not need to be a luxury anymore. Often imitated, but never duplicated.

KEY BENEFITS

- More minutes of hot water
- Faster recovery rate
- Easy installation, low maintenance


FEATURE	BENEFIT	DOMETIC	Suburban
MINUTES OF HOT WATER	Domestic water heaters delivered 22% (6 gal.) and 18% (10 gal.) more minutes of hot water than the competition during testing at 100°F.	YES	NO
MORE HEATING SURFACE	Domestic water tank heat tubes (flue) wind throughout the tank, effectively heating more water for faster recovery rates up to 18-20 gallons per hour "GPH".	YES	NO
ALUMINUM TANK	Domestic's non-corrosive aluminum zinc lined tanks will not rust, unlike the porcelain coated steel tanks of our competition.	YES	NO
SAVINGS, NO ANODE ROD	Domestic aluminum tanks do not require an anode rod like Suburban tanks. Save an estimated \$160 over 10 years (\$15.99 average rod cost). Suburban owners manual, "Under normal use, the anode rod will deteriorate and because of this, we recommend it be replaced yearly."	YES	NO
LIGHT WEIGHT CHAMPION	Domestic's aluminum tank is nearly 50% lighter at 19lbs. (6 gal) and 24lbs. (10 gal). Suburban's porcelain-coated steel tanks weigh 34lbs. (6 gal) and 46/47lbs. (10/12 gal)	YES	NO
REPLACEABLE TANKS	Domestic's tank can be removed from the control panel. Suburban's tank is welded to the control panel and hence requires replacement of the entire water heater unit.	YES	NO
INCOLOY HEATING ELEMENT	Domestic's SMART technology ensures you won't damage your heating element, as damage to the PT valve will occur if fired with no water.	YES	NO

Mobile living made easy.



1-307610928 | 20190502

BEST IN CLASS HEATING FOR LONGER HOT SHOWERS



HYGIENE & SANITATION


DOMETIC WH-6GEA 6 GALLON WATER HEATER


The Domestic WH-6GEA is a market-leading water heater for mobile applications. Its robust burner system generates hot water quicker and for longer to ensure a comfortable and convenient showering experience while you're away from home.

LESS WAIT TIME
GET HOT WATER FAST

COMFORTABLE
ENJOY LONGER HOT SHOWERS


LOW MAINTENANCE
NO ANODE ROD





10,000 BTU INPUT

Mobile living made easy.




Client hot water 100 BTU electronic ign. hot showers require an anode rod life. The low-voltage access.

Installation and service

103049 | REV. 1027619

DOMETIC XT WATER HEATERS



PRODUCT INFO


DOMETIC 16 GALLON EQUIVALENT XT WATER HEATERS

The Domestic XT 6- and 10-gallon water heaters provide the equivalent of 16 gallons of hot water. Features can include winterizing by-pass.


LONGER SHOWERS

FUEL EFFICIENT

PLENTY OF WATER



Mobile living made easy.



16"X15.5"X21.75" (406.4X393.7X552 mm)

8

8


13.5

4.2


19.7

28

109



Mobile living made easy.



SALES TOOLS

WATER HEATERS
TRAINING
DECEMBER 2019

AGENDA

- History
- Water Heater Family
- 2019 to 2020 Conversion Chart
- Current vs. Future Feature Comparison
- Competitive Product Test Results
- Sales & Marketing Support
- Dometic vs. Suburban
- Aftermarket Conversion Kits
- Replacement Parts & Model Numbers
- Why Sell Dometic Water Heaters

Mobile living made easy.

DOMETIC

Mobile living made easy.

Water Heater Presentation

WATER HEATER WEBINAR

Mobile living made easy.

DOMETIC

Water Heater Webinar Recording



PARTS & SERVICE KITS

Status code:

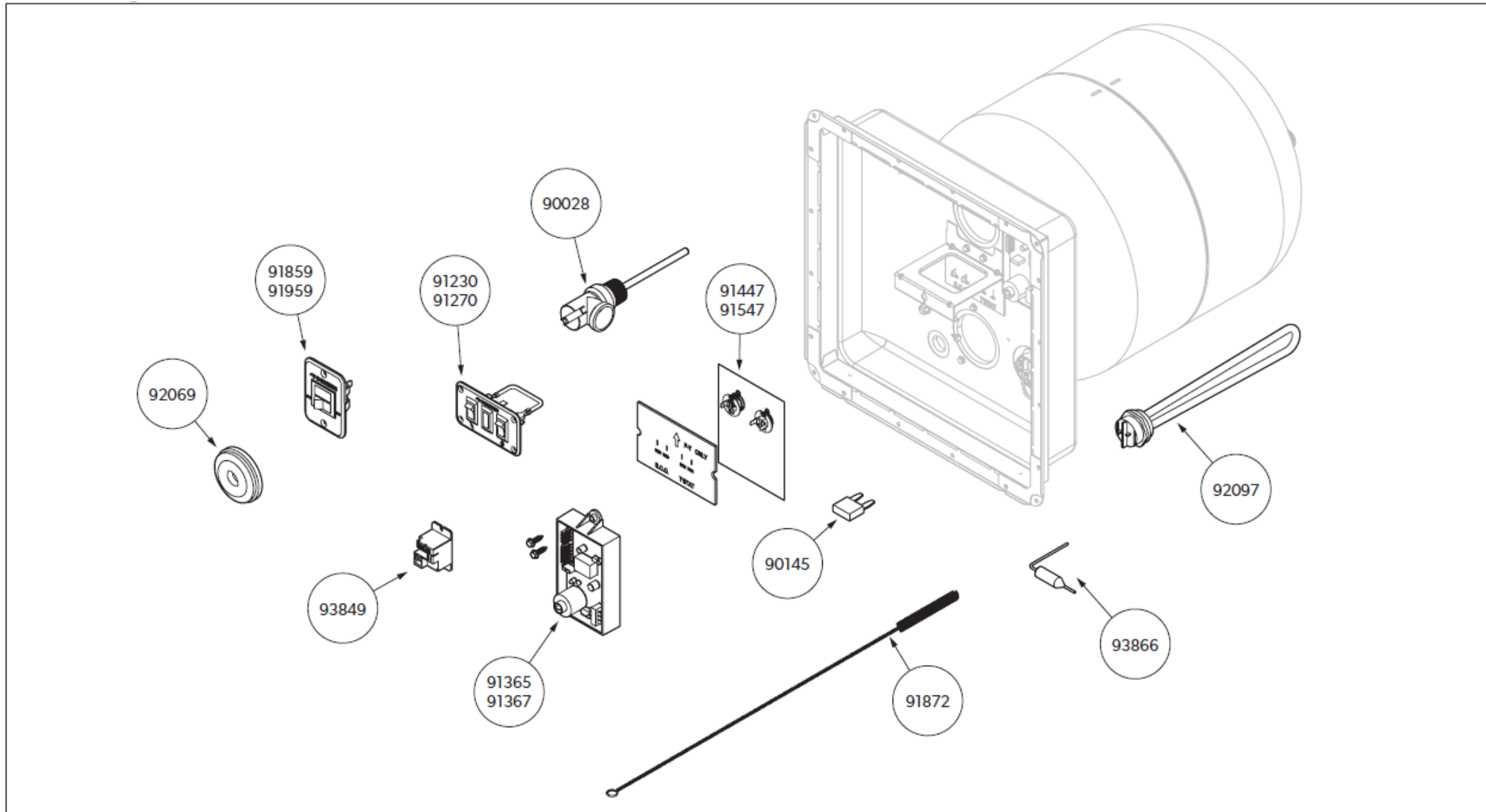
A = can order

AS = can special order, longer delivery time

B = can order until inventory runs out, then obsolete

K = cannot order

Existing Service Kits for new models **WH-6GA, WH-6GEA, WH-9GEA** that work with old models

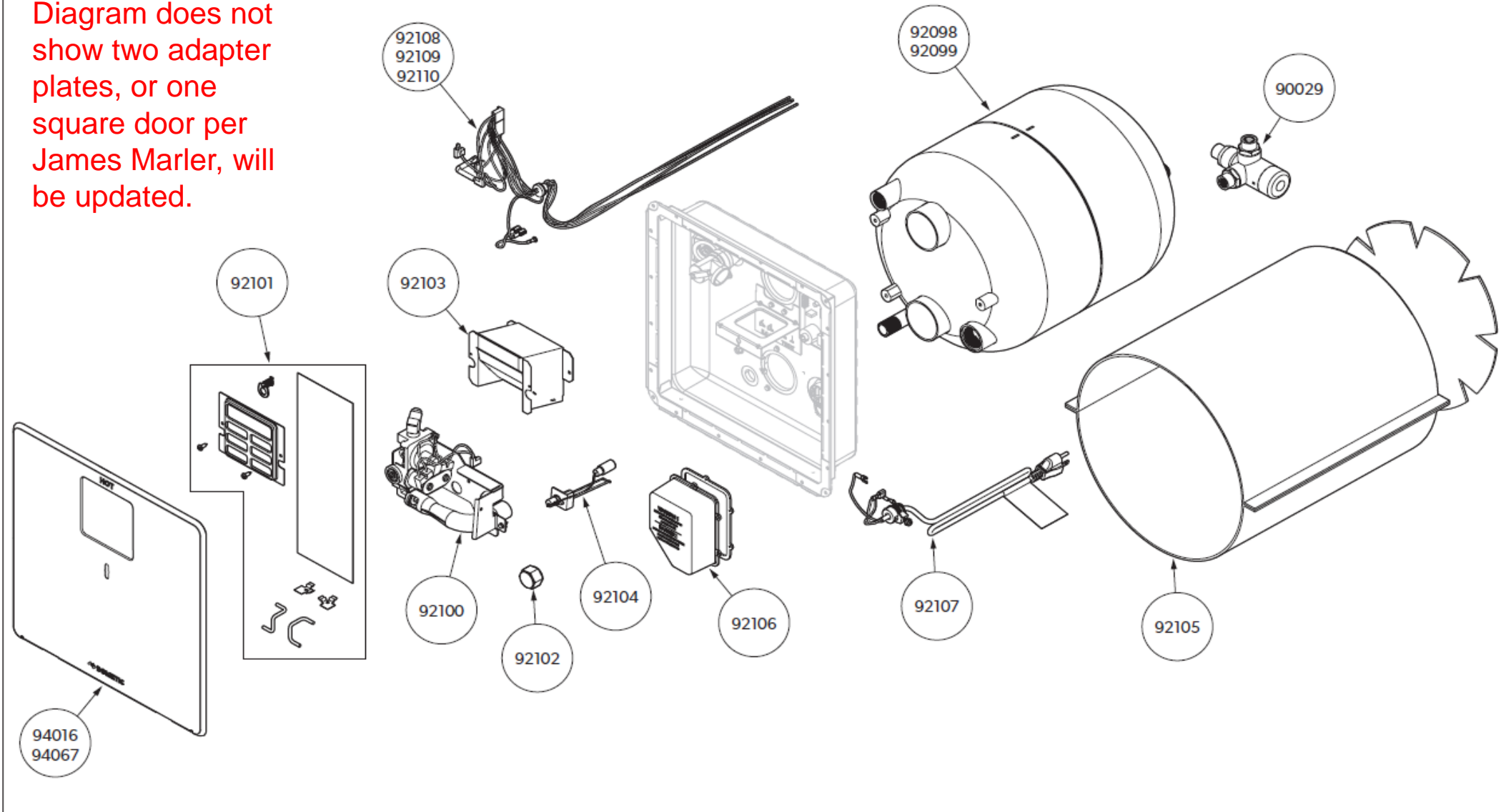


Existing Service Kits for new models **WH-6GA, WH-6GEA, WH-9GEA** that work with old models

Gas-Only Models	Gas/Electric Models	XT Models	Service Kit Number	Service Kit Description
X	X	X	90028	KIT, SVX P&T VALVE 3/4" 150 PSI LD
X	X	X	90145	KIT, SVC FUSE 2 AMP
	X	X	91230	KIT, SVC DUEL SWITCH WHITE
	X	X	91270	KIT, SVC DUEL SWITCH BLACK
	X	X	91365	KIT, SVC IGNITION GAS ELECTRIC BOARD
X			91367	KIT, SVC IGNITION GAS BOARD
X	X		91447	KIT, SVC DSI/TSTAT&ECO (NEW SEAL) (BLISTER)
		X	91547	KIT, SVC DSI/TSTAT&ECO XT (NEW SEAL)
X			91859	KIT, SVC SINGLE SWITCH WHITE
X	X	X	91872	KIT, SVC MAIN BURNER BRUSH
X			91959	KIT, SVC SINGLE SWITCH BLACK
X	X	X	92069	KIT, SVC GROMMET, PAN
	X	X	92097	KIT, SVC ELEMENT
	X	X	93849	KIT, SVC RELAY
	X	X	93866	KIT, SVC THERMAL CUT-OFF

Service Kits for new models **WH-6GA**, **WH-6GEA**, **WH-9GEA** that do not work with old models

Diagram does not show two adapter plates, or one square door per James Marler, will be updated.



Service Kits for new models **WH-6GA, WH-6GEA, WH-9GEA** that do not work with old models

Gas-Only Models	Gas/Electric Models	XT Models	Service Kit Number	Service Kit Description
X			92098	KIT, SVC 6 GALE TANK
	X	X	92099	KIT, SVC 6 GALEV TANK
X	X	X	92100	KIT, SVC 6 GALLON GAS SYSTEM
X	X	X	92101	KIT, SVC DOOR HARDWARE (Like 91858 but with vent and new DOOR label)
X	X	X	92102	KIT, SVC DRAIN CAP X2 (BLISTER)
X	X	X	92103	KIT, SVC FLUE BOX ASSY
X	X	X	92104	KIT, SVC IGNITOR (BLISTER)
X	X	X	92105	KIT, SVC INSULATION
	X	X	92106	KIT, SVC JUNCTION BOX, GASKET, SCREWS
	X	X	92107	KIT, SVC POWER CORD
X			92108	KIT, SVC WIRING E
	X		92109	KIT, SVC WIRING EC
		X	92110	KIT, SVC WIRING EC XT
		X	90029	KIT, SVC XT VALVE
X	X	X	94016	KIT, SVC 6 GALLON WHITE DOOR WITH INSERTS
X	X	X	94067	KIT, SVC 6 GALLON BLACK DOOR WITH INSERTS

1 cam lock
1 door label
1 vent and 2 screws
2 hinge pins and 2 clips



WATER HEATERS (RETAIL CARTON) DOOR CONVERSION KITS & REPLACEMENT DOORS FUTURE MODELS

Status code:

A = can order

AS = can special order, longer delivery time

B = can order until inventory runs out, then obsolete

K = cannot order

Water Heaters, Door Conversion Kits, Replacement Doors – Future Water Heaters

94001SP	WH-6GA in retail carton
94002SP	WH-6GEA in retail carton
94003SP	WH-9GEA in retail carton
94016	Door Conversion Kit (Rectangle Door plus adapter plate) – White
94067	Door Conversion Kit (Rectangle Door plus adapter plate) – Black
94050	Replacement Door (Square Door) – White
94010	Replacement Door (Square Door) – Black



REPLACEMENT TANKS, DOORS, PARTS CURRENT MODELS

Status code:

A = can order

AS = can special order, longer delivery time

B = can order until inventory runs out, then obsolete

K = cannot order

Water Heaters and Replacement Tanks – Current Water Heaters

Model	Water Heaters	Status	Part #	Replacement Tanks	Status
90071	Dometic XT GE9EXT, Gas/Electric, 6 Gallon	A	91059	GC6AA-10E	A
90073	Dometic XT G9EXT, Gas, 6 Gallon	K	91060	GC10A-4E	A
96180	Dometic Electronic Ign. GH6-8E Gas, 6 Gallon	AS	91412	G6A-2, G6A-3, G6A-6, G6A-7	A
96121	Dometic Electronic Ign. G6A-8E Gas, 6 Gallon	A	91591	GC6AA	A
94191	Dometic Electronic Ign. G10-3E, Gas 10 Gallon	A	91593	GC6AA-7E, GC6AA-8E Screw- in element	A
94022	Dometic Electronic Ign. GC10-4E Gas/Electric 10 Gallon	A	91641	G6A-4E, G6A-6E, G6A-7E, G6A-8E Front Mt. T-stat	A
			91642	GH6-4E, G6A-4E, G6A-7E, G6A-8E Front Mt. T-stat	A

Replacement Doors & Parts – Current Water Heater

Part #	Description	Status	Part #	Description	Status
91386	Water Heater Door – 6 gallon (Artic White)	A	91365	Potted Circuit Board w/ Fuse - Combo	A
91514	Water Heater Door – 6 gallon (Colonial White)	A	91367	Potted Circuit Board w/Fuse - Gas Only	A
91507	Water Heater Door – 6 gallon (Black)	A	91602	Gas Control Valve w/ T-Stat	A
91385	Water Heater Door – 10 gallon (Artic White)	A	91604	Relief Valve 1/2"	A
91514	Water Heater Door – 10 gallon (Beige)	A	90028	Relief Valve 3/4"	A
93963	Water Heater Door – 10 gallon (Black)	A	91363	Universal Ignition Control Kit	A
90364	Water Heater Maintenance Kit (Burner and flue tubes, cleaning brushes, drain plugs, thermal cut-offs)	B (8)	91857	Plastic Drain Plug Kit 1/2" (2)	A
			92640	Grill for New Style Door	A

A dark, atmospheric landscape photograph of a fjord. In the foreground, two people are silhouetted against the sky as they stand on a rocky cliff. The fjord winds through the landscape, surrounded by steep, rocky cliffs. The sky is filled with dark, heavy clouds, creating a moody and dramatic scene.

QUESTIONS

Mobile living made easy.



DOMETIC SUPPORT

www.dometic.com

www.edometic.com

Technical Service and Warranty Return Authorization

Dometic brands (US): (800) 216-5115 or (888) 867-4188 Email: techservice@dometic.com

Dometic brands (Canada): (800) 576-6546

Atwood brands (866) 869-3118

Sealand brands (800) 321-9886

Environmental brands: (800) 542-2477 (Florida)

Claim Payment Information

Dometic/Atwood brands (888) 867-4188 Option 7

Sealand brand (800) 321-9886

Warranty: claimpayments@dometic.com

Freight Claim: freightclaims@dometic.com



^> DOMETIC MOBILE LIVING MADE EASY.

Mobile living made easy.

^> DOMETIC