

A large motorhome is parked on a grassy cliff overlooking the ocean. The motorhome has a large awning extended over the side. Two people are riding bicycles on a path in the foreground. The background features a rocky coastline with waves crashing against the shore and a grassy hill in the distance.

MOBILE LIVING MADE EASY.

Dometic Refrigerator Model Numbers

US Produced Model Breakdown

***We went from Fridges that started with R to Fridges that start with D R-Refridgerator model number D-Dometic Model number.

Dealer must always have a product number to be helped with parts of refrigerators. These are different than the model number shown below. This is used for full replacement only. Product numbers will begin with either 921, 958, or 936

R or **D**



The first 2 letters act only as place holders in model number.
Refridgerator Model number went to D - Dometic Model number

M



Acts only as place holder in model number. M- Model Number

2



Acts only as place holder in model number.

6



Designates cubic foot capacity of refrigerator

5



5 = Americana Series: automatic temperature control
6 = Americana Plus Series: adjustable temperature setting

2



2 way vs 3 way model. 2 (or 1) = 2 sources of power: AC 110 + LP gas
3 (or 4) = 3 sources of power: AC 110 + LP gas + 12 volt DC

R



Designates hinge placement. R = right hand hinges w/ door handle on the left.
L = left hand hinges w/ door handle on the right.

B



Indicates color of frame. All current production is a black frame and require door insert panels. Abbreviations SS, stainless steel, and BS, black stainless steel, are door finishes for Elite 2+2, New Generations, and Renaissance models.

F



Indicates pre-installed fan on the rear side of refrigerator.

*****8 Series Refer does not follow the above breakdown
please pay close attention to the model number

****Note: examples of added items you may find.

DM2862LBIMHF REFR,8CF,2-WAY/IM/H/FAN

DM2862LBIMH2F REFR,8CF,2-WAY/IM/H/2FANS

IM - ICE MAKER

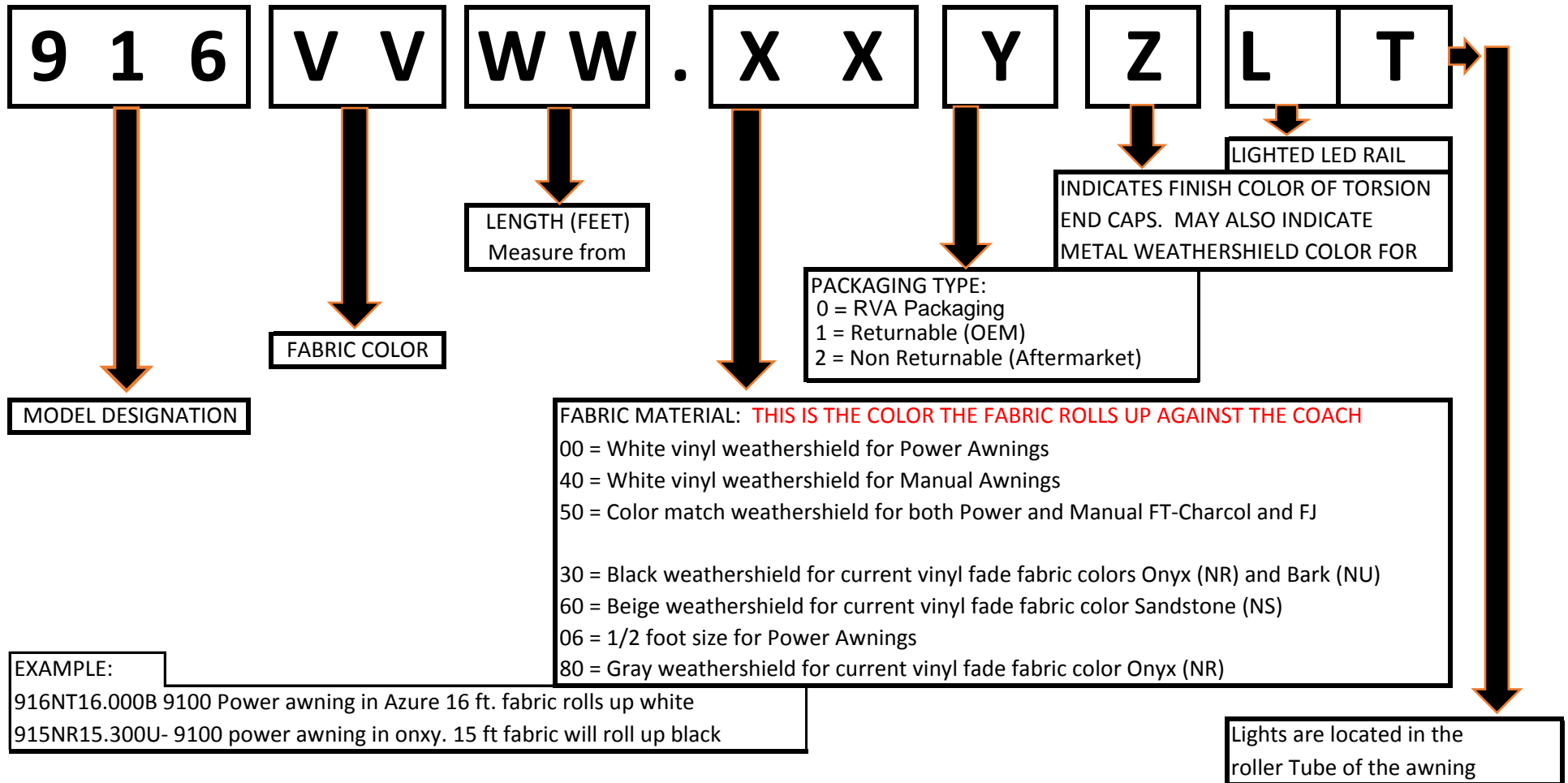
H - HEATER

F - FAN

2F - TWO FANS

	OVER -THE-RANGE			BUILT-IN**	COUNTERTOP
MODEL NO	DOTRC17	DOTRM15	DOTR12C* DOTR12CIV**	CDMW12	CDMW07
CAPACITY	1.1 cu.ft. 8500 microwave/ 1350 convection watts	1.5 cu.ft. 1000 watts	1.3 cu.ft.	1.2 cu.ft.	0.7 cu.ft.
POWER OUTPUT			950 watts	1100 watts	700 watts
TURNTABLE	-----	yes ---- stoppable	yes	yes	yes
COOKING RACK	yes	yes	-----	-----	-----
COLORS	B/W/SS	B/W/SS	B/W/S	B/W/S	B/W/S
DIMENSIONS EXTERIOR (W x H x D)	29 7/8" x 16 3/16" x 14"	29 15/16" x 16 7/16" x 15 3/8"	21 7/8" x 16 1/8" x 15 3/8"	20 1/8" x 12" x 15 5/16"	17 15/16" x 11 1/16" x 12 5/16"
POWER SUPPLY	120 V AC 60 Hz	120 V AC 60 Hz	120 V AC 60 Hz	120 V AC 60 Hz	120 V AC 60 Hz
WEIGHT	69 LBS	52 LBS	48 LBS	34LBS	25 LBS
DOOR LATCH	handle	handle	button	button	handle
RATED CURRENT	11.3A	13A	12.5A	13A	8.3A
PWER LEVELS	10	10	10	10	10
SENSOR COOK TECHNOLOGY	yes	-----	-----	-----	-----
CONVECTION SETTING	2	-----	-----	-----	-----
AUTO TOUCH CYCLES	14	9	11	12	11
PROGRAMMABLE SETTING	10	5	6	4	4
ONE-TOUCH CYCELS	4	4	5	8	7
AUTO DEFROST CYSTLES	3	3	3	3	3
CHILD SAFETY LOCK	yes	yes	yes	yes	yes
VENT FAN	2-speed	2-speed	1-speed	-----	-----
GREASE/CHARCOAL FILTERS	yes	yes	yes	-----	-----
RANGE-TOP LIGHT	2-level	2-level	1-level	-----	-----
CLOCK	yes	yes	yes	yes	yes
TIMER	-----	yes	-----	yes	yes
ACCESSORIES					
TWO-PIECE TRIM W/DUCT (TOP & BOTTOM)					
BLACK	-----	-----	-----	3109562.003B	-----
WHITE	-----	-----	-----	3109561.005W	-----
SILVER	-----	-----	-----	3109561.005S	-----
DUCT	-----	-----	-----	3108204.003	-----
UTC MOUNTING KIT	-----	-----	-----	-----	3108262.001
CHARCOAL FILTER	3108262.001	3108262.001	3108262.019	-----	-----
GREASE FILTER	2B72705B	2B72705B	5230W2A001A	-----	-----

Awning Model Breakdown



Awning Torsion Winding Guide

Turns are in the in Poisition: about 2 ft away from the coach

RH - Turns Counter Clockwise LH - Turns Clockwise (All specifications are with the awning rolled up

Note: Standard Springs should not be used on awnings over 18'6"

8500 & 900	
<i>Heavy Duty Springs</i>	
Length	Turns
19'	8
19'6"	8
20"	8
21"	8
22"	8
23"	8
24"	8
25"	8

Elite & Delux Plus	
Slide Toppers	
Length	Turns
All Lengths	13

Door Awnings	
Length	Turns
40"	9
48"	9
54"	10
60"	11
66"	12
72"	13
91-1/2"	13
95-1/2"	

8500 & 900	
<i>Standard Duty Springs</i>	
Length	Turns
8'-12'	8
13'-14'6"	9
15'-16'1"	10
16'6"-18'	12
18'6"	13

WeatherPro/9100	
Length	Turns
Against Coach	Extended
9	17

Elite & Deluxe Plus	
Window Awnings	
Length	Turns
30"-48"	9
54"	10
60"	11
66"-84"	12
90"127"	13
132"-144"	14
156"192"	16

Sunchaser	
8'	5
9'	5
10'	5
11'	5
12'	5
13'	6
14'	6
15'	7
16'	7
17'	9
18'	9
19'	10
20'	10
21'	10
22'	10









Series: 834, 828, 802, 803

Sunchaser Single Sided Vinyl						
FRTA	Hardware	Description	Projection	Replacement - FRTA	Replacement - HW	Notes
OBSOLETE 834(XX)YY.400	8310000.40X(Y) 8270000.40X(Y) 8271000.40X(Y) 8272000.40X(Y)	Sunchaser Single Sided Vinyl Fabric - Vinyl Weather Shield (Can use universal Fabric)	Approximately 8' or 96"	834(XX)YY.400	8271000.40X(Y)	Parts Replacement only UPGRADE TO 803 SERIES AWNING AND 8273000 SERIES UPGRADE TO CURRENT MODEL
OBSOLETE 828(XX)YY.400(X)	8310000.40X(Y) 8270000.40X(Y) 8271000.40X(Y) 8272000.40X(Y)	Sunchaser Double Sided Vinyl Fabric - Vinyl Weather Shield (Can use universal fabric)	Approximately 8' or 96"	803(XX)YY.400(X)	8273000.40X(Y)	Original and new FRTA and hardware are NOT interchangeable. Must replace both.
OBSOLETE 802(XX)YY.400(X)	8275000.40X(Y)	Sunchaser Single Sided Vinyl Fabric - Vinyl Weather Shield (can use universal Fabric)	Approximately 8' or 96"	803(XX)YY.400(X)	8273000.40X(Y)	Original and new FRTA and hardware are NOT interchangeable. Must replace both.
CURRENT 803(XX)YY.400(X)	8273000.40X(Y)	Sunchaser Single Sided Vinyl Fabric - Vinyl Weather Shield (Can use universal Fabric)	Approximately 8' or 96"	803(XX)YY.400(X)	8273000.40X(Y)	Current Model - May use single or double sided fabrics.
Available Hardware (Awning Sizes up to 21 feet)						
Part Number	Description	Available Colors	Main Arm Size	Adjustable Arm Size	Main Rafter Size	Secondary Rafter Size
8273000.401(X)	Tall Universal Hardware (74 5/8" Min - 88 1/8" Max)	Polar White = B Black = U Champagne = R Satin = P	73"	57"	66"	32.5"
8273000.402(X)	Short Universal Hardware (62 5/8" Min - 76 1/8" Max)	Polar White = B Black = U Champagne = R Satin = P	61"	57"	54"	44.5"
8273000.408(X)	Combo Universal Hardware (Designed for 5th wheel application)	Polar White = B Black = U Champagne = R Satin = P	73"/61"	57"	66"/54"	32.5"/44.5"
For Awnings size 22 feet and above use the following hardware						
*** Note this hardware is exactly the same as Tall or Short w/ Inclusion of Optima System part number 930039.500X.***						
8273000.501(X)	Heavy Duty Tall Hardware (74 5/8" Min - 88 1/8" Max)	Polar White = B Black = U Champagne = R Satin = P	73"	57"	66"	32.5"
8273000.502(X)	Heavy Duty Short Hardware (74 5/8" Min - 76 1/8" Max)	Polar White = B Black = U Champagne = R Satin = P	61"	57"	57"	44.5"

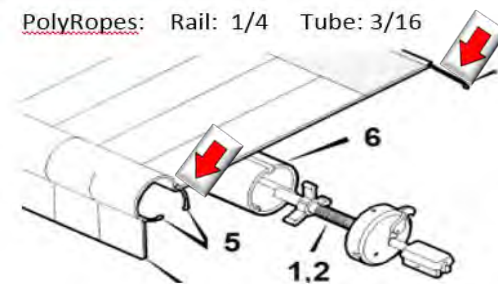
Single sided Vinyl

GP	 Blue Steel ○	 Meadow Green ○	GS
GU	 Bamboo ○	 Bark ○	GV
GW	 Flint ○	 Cranberry ○	HE

Universal Double Sided Fabrics can be used as a replacement only. We DO NOT build Sunchasers with 8500 fabric, dealer must upgrade to 8500 awning.

FG	 Race Flag ○	 Rodeo ○	FM
NR	 Onyx ○	 Sandstone ○	NS
NT	 Azure ○	 Bark ○	NU
NV	 Maroon ○	 Meadow Green ○	NW

Single Side New installation and replacement



Double Side Fabric only replacement option



Series: 853, 838, 801, 811, 848, 858**8500 Vinyl Fabric ONLY/ With or Without Metal Wrap / MANUAL**

FRTA	Hardware	Description	Projection	Replacement - FRTA	Replacement - HW	Notes
OBSELETE 853(XX)YY.400(X) 853(XX)YY.401(X)	8483000.40X(Y) 8481000.40X(Y) 8482000.40X(Y)	8500 W/Single Sided Vinyl Fabric -No W/S (Can use universal fabric to replace)	Approximately 8' or 96"	848(XX)YY.400(X)	8273000.40X(Y)	Original and new FRTA and hardware ARE interchangeable
OBSELETE 838(XX)YY.400(X) 838(XX)YY.401(X)	8483000.40X(Y) 8481000.40X(Y) 8482000.40X(Y)	8500 Double Sided Vinyl Fabric - No W/S (Can use Universal fabric to replace)	Approximately 8' or 96"	848(XX)YY.400(X)	8273000.40X(Y)	Original and new FRTA and hardware ARE interchangeable
OBSELETE 801(XX)YY.400(X) 801(XX)YY.401(X)	8275000.40X(Y)	8500 Plus Double Sided Vinyl Fabric - No W/S (Can use univeral fabric to replace)	Approximately 8' or 96"	848(XX)YY.400(X)	8273000.40X(Y)	Original and new FRTA and hardware ARE NOT interchangeable. Must replace both.
OBSELETE 811(XX)YY.400(X) 811(XX)YY.401(X)	8275000.40X(Y) Plus Series	8500 Plus Double Sided Vinyl Fabric - Metal W/S (CANNOT use universal fabric)	Approximately 8' or 96"	858(XX)YY.400(X)	8273000.40X(Y)	Original and new FRTA and hardware ARE NOT interchangeable. Must replace both.
CURRENT 848(XX)YY.400(X) 848(XX)YY.401(X) 848(XX)YY.500(X)	8483000.40X(Y) 8273000.40X(Y)	8500 Double Sided Vinyl Fabric - No W/S (Can use Universal fabric to replace)	Approximately 8' or 96"	Current	8273000.40X(Y)	Original and new hardware ARE interchangeable
CURRENT 858(XX)YY.400(X) 858(XX)YY.401(X)	8483000.40X(Y) 8273000.40X(Y)	8500 Double Sided Vinyl Fabric - Metal W/S (CANNOT use universal fabric to replace)	Approximately 8' or 96"	Current	8273000.40X(Y)	Original and new hardware ARE interchangeable

*******The following are 8500 with a 7' projection these are not interchangeable*******

CURRENT 841(XX)YY.400(X)	8430000.40X(Y)	8500 Double Sided Vinyl Fabric - No W/S - Reduced Projection (CANNOT use universal fabric)	7'	Current	Current	Not interchangeable with standard 8500 hardware or FRTA
CURRENT 842(XX)YY.400(X)	8430000.40(X)(Y)	8500 Double Sided Vinyl Fabric - Metal W/S - Reduced Projection (CANNOT use universal fabric)	7'	Current	Current	Not interchangeable with standard 8500 hardware or FRTA

Available Hardware (Awning Sizes up to 21 feet)

Part Number	Description	Available Colors	Main Arm Size	Adjustable Arm Size	Main Rafter Size	Secondary Rafter Size
8273000.401(X)	Tall Universal Hardware (74 5/8" Min - 88 1/8" Max)	Polar White = B Black = U Champagne = R Satin = P	73"	57"	66"	32.5"
8273000.402(X)	Short Universal Hardware (62 5/8" Min - 76 1/8" Max)	Polar White = B Black = U Champagne = R Satin = P	61"	57"	54"	44.5"
8273000.408(X)	Combo Universal Hardware (Designed for 5th wheel application)	Polar White = B Black = U Champagne = R Satin = P	73"/61"	57"	66"/54"	32.5"/44.5"

For Awnings size 22 feet and above use the following hardware

8273000.501(X)	Heavy Duty Tall Hardware (74 5/8" Min - 88 1/8" Max)	Polar White = B Black = U Champagne = R Satin = P	73"	57"	66"	32.5"
8273000.502(X)	Heavy Duty Short Hardware (62 5/8" Min - 76 1/8" Max)	Polar White = B Black = U Champagne = R Satin = P	61"	57"	57"	44.5"

Dometic Color Progression Chart

THEN

Did have Matching Wrap




DOUBLE SIDED VINYL FABRIC



NOW

No Matching Wrap will Roll up White **EXCEPT** ones noted below



Series: 839, 821, 829**9000 Acrylic Fabric ONLY with METAL WRAP**

FRTA	Hardware	Description	Projection	Replacement - FRTA	Replacement - HW	Notes
CURRENT 839(XX)YY.000(X) 839(XX)YY.001(X)	8483000.40X(Y) 8481000.40X(Y) 8482000.40X(Y)	9000 Acrylic W/5 Slat Metal Weathershield (CANNOT USE UNIVERSAL)	Approximately 8' or 96"	839(XX)YY.400(X)	8273000.40X(Y)	Original and new FRTA and hardware are interchangeable
OBSOLETE 821(XX)YY.400(X) 821(XX)YY.401(X)	8485000.40X(Y) Plus Series	9000 Acrylic W/Metal Weathershield (CANNOT USE UNIVERSAL)	Approximately 8' or 96"	839(XX)YY.400(X)	8273000.40X(Y)	Original and new FRTA and hardware are NOT interchangeable. Must replace both.
CURRENT OEM ONLY 829(XX)YY.000(X) 829(XX)YY.001(X)	8275000.40X(Y)	9000 Plus Acrylic W/4 Slat Metal Weathershield (CANNOT USE UNIVERSAL)	Approximately 8' or 96"	829(XX)YY.400(X)	8273000.40X(Y)	Special order for OEM only. May do replacements in aftermarket.

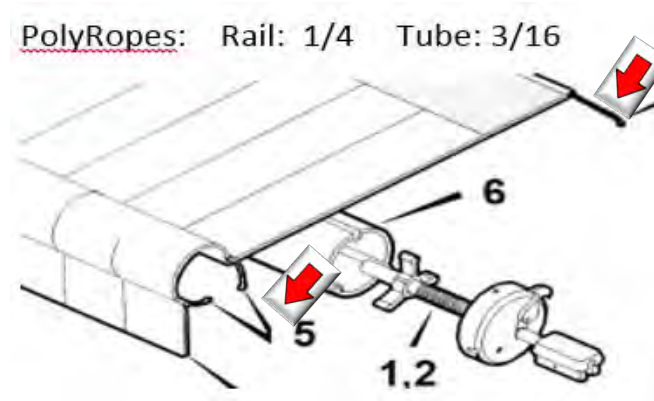
Available Hardware (Awning Sizes up to 21 feet)

Part Number	Description	Available Colors	Main Arm Size	Adjustable Arm Size	Main Rafter Size	Secondary Rafter Size
8273000.401(X)	Tall Universal Hardware (74 5/8" Min - 88 1/8" Max)	Polar White = B Black = U Champagne = R Satin = P	73"	57"	66"	32.5"
8273000.402(X)	Short Universal Hardware (62 5/8" Min - 76 1/8" Max)	Polar White = B Black = U Champagne = R Satin = P	61"	57"	54"	44.5"
8273000.408(X)	Combo Universal Hardware (Designed for 5th wheel application)	Polar White = B Black = U Champagne = R Satin = P	73"/61"	57"	66"/54"	32.5"/44.5"

For Awnings size 22 feet and above use the following hardware

8273000.501(X)	Heavy Duty Tall Hardware (74 5/8" Min - 88 1/8" Max)	Polar White = B Black = U Champagne = R Satin = P	73"	57"	66"	32.5"
8273000.502(X)	Heavy Duty Short Hardware (62 5/8" Min - 76 1/8" Max)	Polar White = B Black = U Champagne = R Satin = P	61"	57"	57"	44.5"

ACRYLIC STRIPED COLORS	COLOR CODE	NAME
	BJ	TEAL SHADOW
	BR	BLUE SHADOW
	BT	BLACK AND GREY
	BQ	BURGUNDY
	BS	SAND SHADOW
	CM	FOREST GREEN



**Solid Color Acrylic Fabric (Sunbrella) are
Available on the next page|**

AWNING









































TUBE



METAL WRAP



Sunbrella Color Chart

Color Sample	Sunbrella Code	Dometic Code					
	4608-000	BN	JET BLACK		4623-0000	CV	AQUAMARINE
	4604-000	DD	NATURAL		4624-0000	BG	SKY BLUE
	4642-000	DC	OYSTER		4675-0000	KH	CAPRI
	4651-000	DG	SILVER		4668-0000	CV	ASPEN
	4633-000	DM	LINEN		4610-0000	AR	TURQUOISE
	4672-000	FR	HEATHER BEIGE		4641-0000	CD	SAPPHIRE BLUE
	4616-00	FD	MOCHA		4601-0000	EY	PACIFIC BLUE
	4630-000	AT	CADET GREY		4645-0000	FW	SEAGRASS GREEN
	4628-000	FF	TOAST		4652-0000	DQ	MEDITERRANEAN BLUE
	4620-000	ES	BEIGE		4653-0000	EW	MEDITERRANEAN TWEED
	4614-000	EL	TAN		4617-0000	EZ	ROYAL BLUE
	4644-0000	EK	CHARCOAL GREY		4605-0000	DR	PERSIAN GREEN
	4609-0000	FD	ORANGE		4646-0000	BP	CAPTAIN NAVY
	4607-0000	EU	CHARCOAL TWEED		4637-0000	BL	FOREST GREEN
	4654-0000	EE	LINEN TWEED		4666-0000	FB	LOGO RED
	4676-0000	HG	COCOA		4626-0000	AP	NAVY
	4667-0000	CT	MAGOGANY		4655-0000	FC	ALPHINE
	4631-0000	DA	BURGUNDY		4603-0000	BM	JOCKEY RED
	4648-0000	DP	TAUPE		4606-0000	EX	DUBONNET TWEED
	4621-0000	DW	TRUE BROWN				
	4618-0000	FE	WALNUT BROWN TWEED				
	4640-0000	CT	BLACK CHERRY				

WEATHERPRO | 9100 POWER | 9100 MANUAL AWNINGS

Measurements

How to determine which model of hardware you can use.

Step #1. Measure from top of door to the awning rail. This distance will tell you if you have enough room to install a WeatherPro and Power Awning.

a. These minimums needed to use STANDARD hardware

- (1) Under 6" - advisable not to use Power Awning, edge of door will scrape fabric
- (2) Need 6" to install Power Awning with vinyl weathershield
- (3) Need 7" to install Power Awning with metal weathershield

Note: Add 2" to the minimum needed if door is at or near center of awning*

b. These minimums are needed to use Basement hardware

- (1) Need 11" to install Power Awning with vinyl weathershield
- (2) Need 12" to install Power Awning with metal weathershield

Note: Add 2" to the minimum needed if door is at or near center of awning*

Step #2. Want to know how high roller will be from the ground in the extended/out position? Do the math:

a. Measure distance from ground to awning rail () minus 18" = () this is the distance roller will be from ground on Standard hardware*

b. Measure distance from ground to awning rail () minus 36" = () this is the distance roller will be from ground on Basement and 5th Wheel hardware**

Knowing the above measurements will allow you to make the correct choice as to which model of hardware you want to use on your Power Awning installation.

*Must have minimum of 6" door to rail to use Standard

**Must have minimum of 11" door to rail to use Basement

Specifications

Information you should know about the WeatherPro and Power Awning.

1. Extension when fully extended: 8 feet
2. Lengths available: from 12 to 21 feet in one foot increments
3. Length measured: from center of arm to center of arm
4. Width of arm: 3" (1 1/2": on each side of center)
5. Length of hardware back channel:
 - a. Standard hardware, 65 1/2"
 - b. Basement hardware, 62 1/4"
6. Depth of arm closed: 3 1/4"
7. Bottom bracket location from awning rail:
 - a. Standard hardware, 66"
 - b. Basement hardware, 63" (with extensions add 15")
8. Pitch of fabric when fully open:
 - a. Standard hardware, 13 degrees
 - b. Basement and 5th Wheel hardware, 20 degrees
9. Awning roller tube distance below awning rail when fully open:
 - a. 18" when using Standard hardware
 - b. 36" when using Basement hardware

Example: Awning rail is 110" from ground...

 - with Standard hardware awning roller tube will be 92" (7' 8")
 - with Basement hardware awning roller tube will be 74" (6' 2")

*****NOTE DEALERS CALLING IN TO ASK FOR A SUNCHASER USUALLY DO NOT MEAN THIS AWNING!*****MAKE SURE YOU ASK. GO TO PAGE PAGE 7 FOR THE SUNCHASER MANUAL AWNING

Highest end Manual awning
Arms do not detach from Coach
Also call Catalever

Series: 950,954,955,956,957,958

9100 Manual (Sunchaser Express)

*The following are all current styles.

FRTA	Hardware	Description	Projection	Replacement - FRTA	Replacement - HW	Notes
950(XX)YY.000(X)	894200(X).400(X)	9100 Manual - Acrylic Fabric - Metal Weather Shield (CANNOT use universal fabrics)	91.5"	950(XX)YY.000(X)	894200(X).400(X)	
954(XX)YY.000(X)	894200(X).400(X)	9100 Manual - Polyester Fabric - Metal Weather Shield (CANNOT use universal)	91.5"	954(XX)YY.000(X)	894200(X).400(X)	
955(XX)YY.000(X)	894200(X).400(X)	9100 Manual - Vinyl Double Sided Fabric - Vinyl Weather Shield (Can use the universal Fabric)	91.5"	955(XX)YY.000(X)	894200(X).400(X)	OEM Special - Replacement Only
956(XX)YY.000(X)	894200(X).400(X)	9100 Manual - Vinyl Single Sided Fabric - Vinyl Weather Shield (CAN use universal fabric)	91.5"	956(XX)YY.000(X)	894200(X).400(X)	
957(XX)YY.000(X)	894200(X).400(X)	9100 Manual - Double Sided Vinyl Fabric - Metal Weather Shield (CANNOT use univesal fabric)	91.5"	957(XX)YY.000(X)	894200(X).400(X)	
958(XX)YY.000(X)	894200(X).400(X)	9100 Manual - Custom Vinyl Fabric - Metal Weather Shield (CANNOT use universal fabric)	91.5"	958(XX)YY.000(X)	894200(X).400(X)	

Available Hardware

Part Number	Description	Available Colors	Back Channel Measurement	Pitch	Notes
8942002.400(X)	Standard Hardware SEE pg 59 for Measuring instructions	Polar White, Black, Silver & Champagne	65 1/2"	13"	Must have minimum of 7" from the awning rail to the top of the door to install.
8942001.400(X)	Basement Hardware SEE pg 59 for Measuring instructions	Polar White, Black, Silver & Champagne	62 1/4"	31"	Must have minimum of 12" from the awning rail to the top of the door to install.
8942003.400(X)	Reduced Hardware SEE pg 59 for Measuring instructions	Polar White, Black, Silver & Champagne	65 1/2"	2"	Must have minimum of 5" from the awning rail to the top of the door to install.

Economical Power Awning
Does not offer Wind sesor
or Key fob (BASIC)

Series: 910, 912, 913, 914,915,916,917,918,919

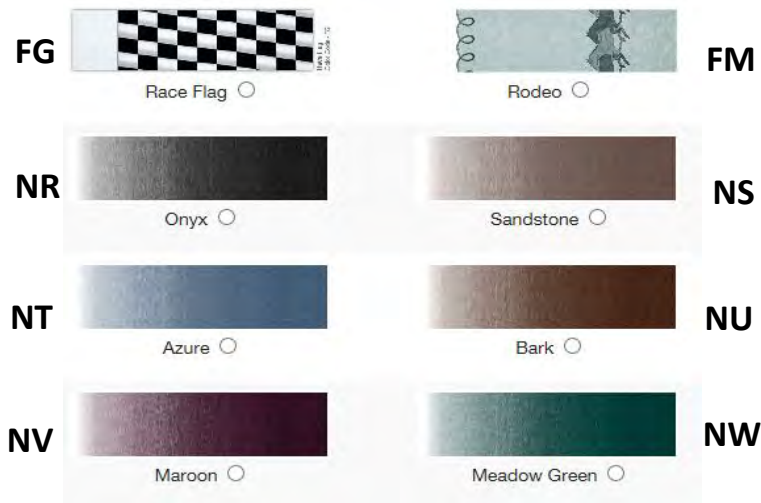
9100 Power							
FRTA	Hardware	Description	Projection	Status	Replacement - FRTA	Replacement - HW	Notes
910(XX)YY.000(X)	895100(X).400(X) 895200(X).400(X)	9100 Power - Acrylic Fabric - Metal Weather Shield (CANNOT use Universal fabric)	91.5"	Current	910(XX)YY.000(X)	895200(X).400(X)	
912(XX)YY.000(X)	895100(X).400(X) 895200(X).400(X)	9100 Power - Polyester Fabric - Vinyl Weather Shield (CANNOT use universal fabric)	91.5"	Current	912(XX)YY.000(X)	895200(X).400(X)	
913(XX)YY.000(X)	895100(X).400(X) 895200(X).400(X)	9100 Power - Polyester Fabric - 6 Slat Metal Weather Shield (CANNOT use universal fabric)	93.5"	Current	913(XX)YY.000(X)	895200(X).400(X)	OEM Special - Replacement Only
914(XX)YY.000(X)	895100(X).400(X) 895200(X).400(X)	9100 Power - Polyester Fabric - 5 Slat Metal Weather Shield (CANNOT use universal fabric)	91.5"	Current	914(XX)YY.000(X)	895200(X).400(X)	
915(XX)YY.000(X)	895100(X).400(X) 895200(X).400(X)	9100 Power - Double Sided Vinyl Fabric - Vinyl Weather Shield (CAN use universal fabric)	91.5"	Current	915(XX)YY.000(X)	895200(X).400(X)	
916(XX)YY.000(X)	895100(X).400(X) 895200(X).400(X)	9100 Power - Single Sided Vinyl Fabric - Vinyl Weather Shield (Can Use universal fabric)	91.5"	Current	916(XX)YY.000(X)	895200(X).400(X)	
917(XX)YY.000(X)	895100(X).400(X) 895200(X).400(X)	9100 Power - Vinyl Fabric - 5 Slat Metal Weather Shield (CANNOT use universal fabric)	91.5"	Current	917(XX)YY.000(X)	895200(X).400(X)	
918(XX)YY.000(X)	895100(X).400(X) 895200(X).400(X)	9100 Power - Vinyl Fabric - 6 Slat Metal Weather Shield (CANNOT USE UNIVERSAL FABRIC)	93.5"	Current	918(XX)YY.000(X)	895200(X).400(X)	OEM Special - Replacement Only
919(XX)YY.000(X)	895100(X).400(X) 895200(X).400(X)	9100 Power - Vinyl Fabric - 7 Slat Metal Weather Shield (CANNOT USE UNIVERSAL FABRIC)	95.5"	Current	919(XX)YY.000(X)	895200(X).400(X)	OEM Special - Replacement Only
Available Hardware							
Part Number	Description	Available Colors	Back Channel Measurement	Pitch	Notes		
8952002.400(X)	Standard Hardware	Polar White, Black, Silver & Champagne	65 1/2"	13"	Must have minimum of 7" from the awning rail to the top of the door to install.		
8952001.400(X)	Basement Hardware	Polar White, Black, Silver & Champagne	62 1/4"	31"	Must have minimum of 12" from the awning rail to the top of the door to install.		
8952003.400(X)	Reduced Hardware	Polar White, Black, Silver & Champagne	65 1/2"	2"	Must have minimum of 5" from the awning rail to the top of the door to install.		

Gas Struts: Standard: 3310555.010
Basement:3310555.000
Reduced: 3310555.020


Control Switch
3310455.062

Double Side Fabric Options

Universal Fabric can be used if the fabric rolls up white



Single Side Vinyl Option



Acrylic Fabric Option (Sunbrella options are available)



About The 9100:

The 9100 comes in Manual or Power versions. This would be considered our entry level power awning. Or the higher end manual awning.

*comes with or without a metal wrap

*Only offered in 8-21 ft

*Hardware comes in two separate options Please see hardware mounting instructions on how to have the dealer measure.

9100 manual awning is considered the Sunchaser express awning please be careful not to mix this up with the actual Sunchaser manual awning. Most of the time if the dealer is asking for a Sunchaser awning they are really wanting the Manual Sunchaser awning that is located before the 8500 awning.

This style of awning has a cantilever arm. This means it's folds out like a scissor, and will not detach from the coach. Very different from our manual awnings.

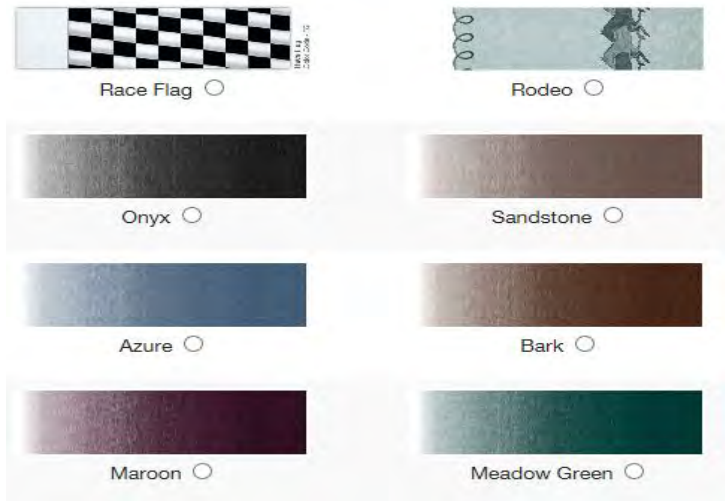
Highest end Power awning
Wind Sensor, automatic rain dump
Key fob

Series: 805,815,816,825,835,845,855,865,875,885,905

WeatherPro							
FRTA	Hardware	Description	Projection	Status	Replacement - FRTA	Replacement - HW	Notes
805(XX)YY.000(X)	855120(X).400(X)	Vinyl Fabric - 5 Slat Metal Weathershield	91.5"	Current	805(XX)YY.000(X)	855120(X).400(X)	
815(XX)YY.000(X)	855120(X).400(X)	Acrylic Fabric - 5 Slat Metal Weathershield	91.5"	Current	815(XX)YY.000(X)	855120(X).400(X)	
816(XX)YY.000(X)	855120(X).400(X)	Fleetwood Special - Acrylic Fabric W/Cut Out	91.5"	Obsolete	NLA	855120(X).400(X)	No Replacement Available
825(XX)YY.000(X)	855120(X).400(X)	Vinyl Fabric - 6 Slat Metal Weathershield	91.5"	Current	825(XX)YY.000(X)	855120(X).400(X)	OEM Special - Replacement Only
835(XX)YY.000(X)	855120(X).400(X)	Acrylic Fabric - 6 Slat Metal Weathershield	91.5"	Current	835(XX)YY.000(X)	855120(X).400(X)	OEM Special - Replacement Only
845(XX)YY.000(X)	855120(X).400(X)	Acrylic Fabric - 6 Slat Metal Weathershield	95.5"	Current	845(XX)YY.000(X)	855120(X).400(X)	OEM Special - Replacement Only
855(XX)YY.000(X)	855120(X).400(X)	Acrylic Fabric - 6 Slat Metal Weathershield	93.5"	Current	855(XX)YY.000(X)	855120(X).400(X)	OEM Special - Replacement Only
865(XX)YY.000(X)	855120(X).400(X)	WPRO Deluxe + Vinyl Fabric - 4 Slat Metal Weathershield	91.5"	Obsolete	NLA	855120(X).400(X)	No Replacement Available
875(XX)YY.000(X)	855120(X).400(X)	WPRO Elite Acrylic Fabric - 4 Slat Metal Weathershield	91.5"	Current	875(XX)YY.000(X)	855120(X).400(X)	OEM Special - Replacement Only
885(XX)YY.000(X)	855120(X).400(X)	Acrylic Fabric - 7 Slat Metal Weathershield	95.5"	Current	885(XX)YY.000(X)	855120(X).400(X)	OEM Special - Replacement Only
905(XX)YY.000(X)	855120(X).400(X)	Vinyl Fabric - Vinyl Weathershield	91.5"	Current	905(XX)YY.000(X)	855120(X).400(X)	
Hardware (See How to measure for new installation)							
Part Number	Description	Available Colors	Back Channel Measurement		Pitch		Notes
8551202.400(X)	Standard Hardware SEE pg 59 for Measuring instructions	Polar White, Black, Silver & Champagne	65 1/2"		13"		Must have minimum of 7" from the awning rail to the top of the door to install.
8551204.400(X)	Standard 5th Wheel Hardware SEE pg 59 for Measuring instructions	Polar White, Black, Silver & Champagne	65 1/2"		13"		Must have minimum of 7" from the awning rail to the top of the door to install.
8551201.400(X)	Basement Hardware SEE pg 59 for Measuring instructions	Polar White, Black, Silver & Champagne	62 1/4"		31"		Must have minimum of 12" from the awning rail to the top of the door to install.
8551203.400(X)	Basement 5th Wheel Hardware SEE pg 59 for Measuring instructions	Polar White, Black, Silver & Champagne	62 1/4"		31"		Must have minimum of 12" from the awning rail to the top of the door to install.
Control Kit - New Install Wind sensor is on the arm. Please see specific replacements below							
Item	Part Number		Item	Part Number		Item	Part Number
Control Kit - New Install Wind sensor is on the arm. Please see specific replacements below	3311917.029		Control Kit - Wind Sensor on the roof - Winnebago/Fleetwood	3307844.005		Control Kit - Wind Sensor on the roof - All other manufacturers	3308014.004

Weatherpro Color Options

Double Side Fabric Options



Acrylic Fabric Option (Sunbrella options are available)



About The Weatherpro:

Automatic | Vinyl or Woven Acrylic

Designed to out-think the elements, the WeatherPro is the great-looking awning you've always wanted – with the ease and convenience of self-operation by remote control.

The Wind Sensor's "smart technology" automatically closes the awning when it detects potentially dangerous wind conditions.

With just the touch of a button, from either the handy remote control or the switch mounted inside the coach, the WeatherPro extends and tensions the fabric. Another touch and it stows away, securely locked for travel.

- Solid-state sensor automatically closes awning after detecting sustained winds
- Wireless remote control operates patio and door awning individually
- Exclusive Knee Action Design™ allows the awning to flex in moderate wind to prevent damage
- Metal weathershield provides extra protection from elements, matches hardware finish
- Heavy-duty motor is fully contained in the roller tube, self-locks awning in travel position
- Unique spring-arm mechanism automatically releases accumulating rain water
- Fits all straight hardware applications









Series: 105,115,125,135,145,155

WeatherPro Plus - Obsolete							
FRTA	Hardware	Description	Projection	Status	Replacement - FRTA	Replacement - HW	Notes
105(XX)YY.000(X)	855220(X).400(X)	Acrylic Fabric - 5 Slat Metal Weathershield - Drop Shade	91.5"	Obsolete	815(XX)YY.000(X)	855120(X).400(X)	Must replace FRTA & HW -- Drop Shade No Longer Available
115(XX)YY.000(X)	855220(X).400(X)	Acrylic Fabric - 6 Slat Metal Weathershield - Drop Shade	91.5"	Obsolete	835(XX)YY.000(X)	855120(X).400(X)	Must replace FRTA & HW -- Drop Shade No Longer Available
125(XX)YY.000(X)	855220(X).400(X)	Vinyl Fabric - 6 Slat Metal Weathershield - Drop Shade	91.5"	Obsolete	825(XX)YY.000(X)	855120(X).400(X)	Must replace FRTA & HW -- Drop Shade No Longer Available
135(XX)YY.000(X)	855220(X).400(X)	Vinyl Fabric - 5 Slat Metal Weathershield - Drop Shade	91.5"	Obsolete	805(XX)YY.000(X)	855120(X).400(X)	Must replace FRTA & HW -- Drop Shade No Longer Available
145(XX)YY.000(X)	855220(X).400(X)	Acrylic Fabric - 7 Slat Metal Weathershield - Drop Shade	95.5"	Obsolete	885(XX)YY.000(X)	855120(X).400(X)	Must replace FRTA & HW -- Drop Shade No Longer Available
155(XX)YY.000(X)	855220(X).400(X)	Acrylic Fabric - 6 Slat Metal Weathershield - Drop Shade	95.5"	Obsolete	845(XX)YY.000(X)	855120(X).400(X)	Must replace FRTA & HW -- Drop Shade No Longer Available
Obsolete Hardware - See Above For Replacement - Specifications Are The Same							
Part Number	Description	Available Colors	Back Channel Measurement	Pitch		Notes	
8552202.400(X)	Standard Hardware	Polar White, Black, Silver & Champagne	65 1/2"	13"		Must have minimum of 7" from the awning rail to the top of the door to install.	
8552204.400(X)	Standard 5th Wheel Hardware	Polar White, Black, Silver & Champagne	65 1/2"	13"		Must have minimum of 7" from the awning rail to the top of the door to install.	
8552201.400(X)	Basement Hardware	Polar White, Black, Silver & Champagne	62 1/4"	31"		Must have minimum of 12" from the awning rail to the top of the door to install.	
8552203.400(X)	Basement 5th Wheel Hardware	Polar White, Black, Silver & Champagne	62 1/4"	31"		Must have minimum of 12" from the awning rail to the top of the door to install.	

Series: 705,715,716,804,814,824,874,884

Two Step - Obsolete							
FRTA	Hardware	Description	Projection	Status	Replacement - FRTA	Replacement - HW	Notes
705(XX)YY.400(X)	760100(X).400 or 760111(X).400	Vinyl Fabric - Vinyl Weathershield	91.5"	Obsolete	955(XX)YY.000(X)	894200(X).400(X)	Must replace FRTA & HW
715(XX)YY.000(X)	760100(X).400 or 760111(X).400	Vinyl Fabric - 5 Slat Metal Weathershield	91.5"	Obsolete	957(XX)YY.000(X)	894200(X).400(X)	Must replace FRTA & HW
716(XX)YY.000(X)	760100(X).400 or 760111(X).400	Acrylic Fabric - 5 Slat Metal Weathershield	91.5"	Obsolete	950(XX)YY.000(X)	894200(X).400(X)	Must replace FRTA & HW
804(XX)YY.400(X)	854100(X).400(X)	Vinyl Fabric - Vinyl Weathershield	91.5"	Obsolete	955(XX)YY.000(X)	894200(X).400(X)	Must replace FRTA & HW
814(XX)YY.000(X)	854100(X).400(X)	Vinyl Fabric - 5 Slat Metal Weathershield	91.5"	Obsolete	957(XX)YY.000(X)	894200(X).400(X)	Must replace FRTA & HW
824(XX)YY.000(X)	854100(X).400(X)	Vinyl Fabric - Matching Vinyl Weathershield	91.5"	Obsolete	955(XX)YY.(X)00(X)	894200(X).400(X)	Must replace FRTA & HW
874(XX)YY.000(X)	854100(X).400(X)	Acrylic Fabric - 5 Slat Metal Weathershield	93.5"	Obsolete	NLA	NLA	No 93.5 Projection Available. Must select standard 91.5" Projection.
884(XX)YY.000(X)	854100(X).400(X)	Acrylic Fabric - 7 Slat Metal Weathershield	95.5"	Obsolete	950(XX)YY.000(X)	894200(X).400(X)	Must replace FRTA & HW - 7 Slat Option Not Available

Available Double Sided Colors				Available Single Sided Colors			
Sandstone - NS		Azure - NT		Cranberry - HE		Flint - GW	
Bark - NU		Maroon - NV		Bark - GV		Meadow Green - GS	
Onyx - NR		Rodeo - FM		Blue Steel - GP		Bamboo - GU	
Meadow Green - NW		Race Flag - FG					

Available Acrylic Colors							
Teal Shadow - BJ					Burgundy Shadow - BQ		
Blue Shadow - BR					Sand Shadow - BS		
Black & Gray Shadow - BT					Forest Green Shadow - CM		

Obsolete Hardware - See Above For Replacement - Specifications Are The Same					
Part Number	Description	Available Colors	Back Channel Measurement	Pitch	Notes
8541002.400(X)	Standard Hardware	Polar White, Black, Silver & Champagne	65 1/2"	13"	Must have minimum of 7" from the awning rail to the top of the door to install.
8541204.400(X)	Standard 5th Wheel Hardware	Polar White, Black, Silver & Champagne	65 1/2"	13"	Must have minimum of 7" from the awning rail to the top of the door to install.
8541001.400(X)	Basement Hardware	Polar White, Black, Silver & Champagne	62 1/4"	31"	Must have minimum of 12" from the awning rail to the top of the door to install.
8541203.400(X)	Basement 5th Wheel Hardware	Polar White, Black, Silver & Champagne	62 1/4"	31"	Must have minimum of 12" from the awning rail to the top of the door to install.

Common Replacement Parts							
Item	Part Number		Item	Part Number		Item	Part Number
Pull Strap	940001		Roller Tube	3108346.0(XX)		Metal Weathershield	830316B0XX(Y) - 6 Slat
Metal Weathershield	830316D0XX(Y) - 7 Slat		Metal Weathershield	830316C0XX(Y) - 5 Slat			
Gas Strut - Basement	3310555.000		Gas Strut - Standard	3310555.010			

Obsolete Models

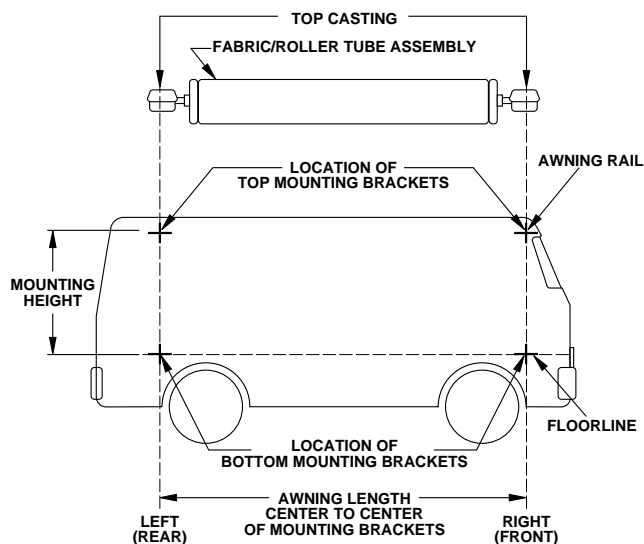
Model			Notes
One Step (705 & 715)			Must replace full FRTA and Hardware with current Weather Pro. Fabric is available.
5000			Smaller roller tube than current awnings. Must replace complete awning with current 8500. For fabric only, use the custom fabric form.
7000			Must replace complete awning with current model of choice. For fabric only, use the custom fabric form.
8000			May use 8500 torsions, fabric and hardware. If needing a whole awning replace complete FRTA and Hardware with current 8500.
10,000			No fabrics or parts available. Call BriRus at 619-593-9360. If replacing complete awning choose new FRTA and Hardware from current models.
Capris			No Fabrics or parts available. If replacing complete awning, choose new FRTA and Hardware from current models.
Grand Pavilion			No Fabrics or parts available. If replacing complete awning, choose new FRTA and Hardware from current models.
Trans 2000			No Fabrics or parts available. If replacing complete awning, choose new FRTA and Hardware from current models.
7500			Must replace complete awning with current model of choice. For fabric only, use the custom fabric form.

AWNING INSTALLATION MEASURING

PATIO AWNINGS

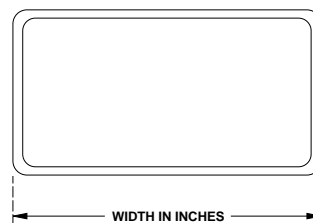
1. When installing a new patio awning on a recreational vehicle, the location of windows, doors, storage compartments, and trim must be considered so the awning will not block or obstruct them. The floorline and solid structural members must be located for proper and secure mounting of hardware.
2. The true awning length is obtained by measuring between top casting to top casting, center-to-center (see illustration below).
3. The two bottom mounting brackets should be positioned directly in line with the floorline of the vehicle. Make sure the center-to-center distance between the two bottom mounting brackets is exactly the same as the distance between the two top mounting brackets and the awning length (see illustration).
4. When ordering replacement fabrics or roller tubes, specify the center-to-center measurement between the top casting and NOT the length of the fabric or roller tube (see illustration). When ordering new awnings, specify the length to nearest foot, not to a fraction of a foot.

Dometic produces special length awnings, for example: 10' 8", 14' 6", 16' 6", and 19' 6". When ordering fabric or roller tubes for these sizes, be sure of the measurement between the center of the top casting to center of top casting. For total overall awning mounting length, add 3 inches to the center-to-center measurement between the top castings.

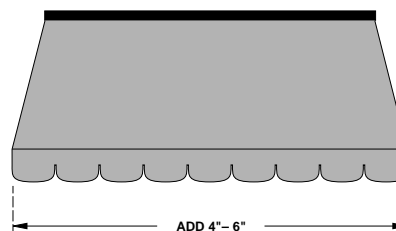


WINDOW AWNINGS

1. When installing window awnings on a recreational vehicle, first measure the overall width of each window frame.



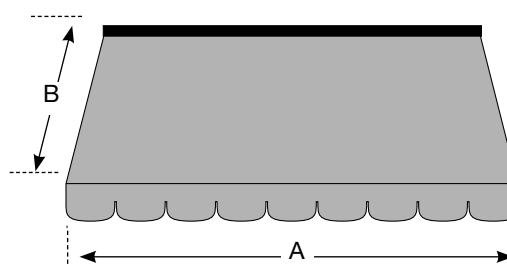
2. The awning length is obtained by adding 4" to 6" to the overall width of the window frame.



UNIVERSAL VINYL REPLACEMENT AWNING FABRICS*

Dometic can cut fabric for any awning made by other manufacturers.

1. Measure length of fabric end-to-end (A).



Note: Give us the exact measurement of your old fabric length – not including awning hardware. If brand is a Carter Awning, please also specify width of fabric (B).

2. Determine the diameter of polycord at roller tube. Polycord is sewn inside the fabric. Cut sections of your old cord and compare with diameters shown below.


*Other than A&E Awnings

5/32"

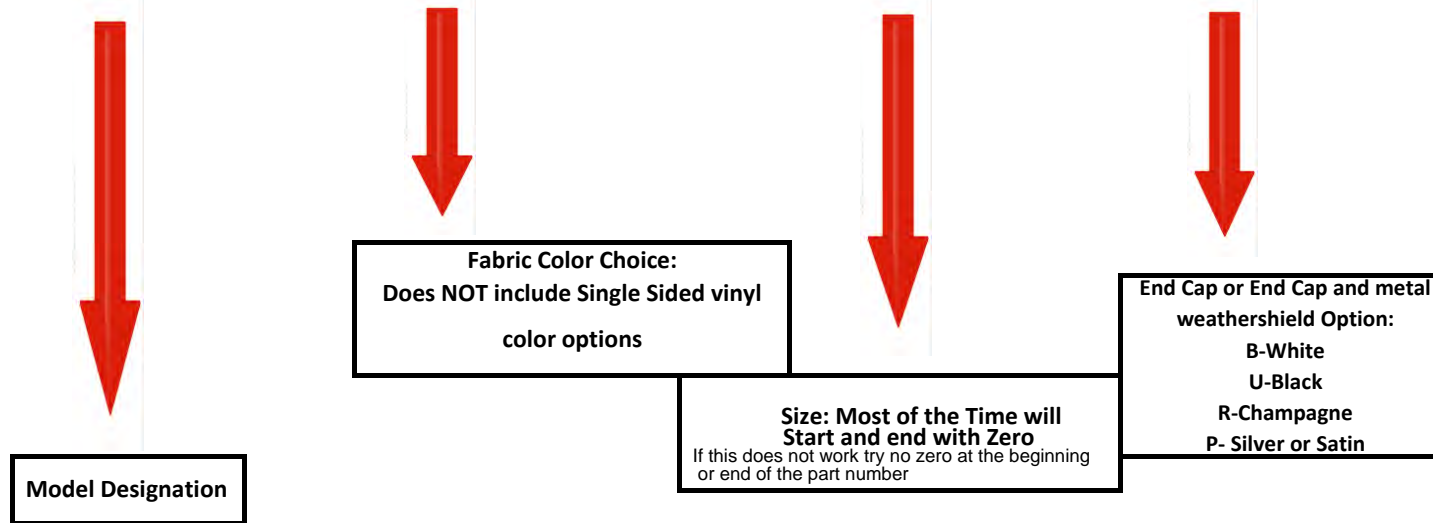
3/16"

1/4"

Polycord Slot



86073(XX).(0XX0) - (X)



*****Please Note There are only Specific Models that will have a matching vinyl weathershield option. (See new installation page for help)

If customer is seeking a white Vinyl window awning and falls under the tall Category we only have awnings big enough to cover 72" use a metal wrap on their units.

Monochromatic: Means the Hardware and the Torsions will Match
Contrasting: Torsions will not be the same painted color as the hardware



SERIES: 85073, 85074, 85604, 85075, 85605, 85603

Window Awning Replacement Chart STANDARD					
Deluxe Plus Window Awning Replacement (NO Metal Wrap) (Standard Hardware)(VINYL FABRIC)					
85073(XX).(0XX)-(X)	832657.300(X) 18" arms	Vinyl w/ polar white vinyl weathershield. Standard height monochromatic	Approx 27.5"	Replacing one unit: replace with same model. Replacing all units: 85604(XX).(0XX0)-(X) and new hardware 830757.002(X)	
85074(XX).(0XX)	832657.300(X) 18" arms	Vinyl w/ polar white vinyl weathershield. Standard height Contrasting	Approx 27.5"	Replacing one unit: replace with same model. Replacing all units: 85604(XX).(0XX0)-(X) and new hardware 830757.002(X)	
85604XX.YYY0-Z	830757.002Z 18" arms	Vinyl w/ polar white vinyl weathershield. Standard height monochromatic finish.	Approx 27.5"	Current model	Current model
85075(XX).(0XX)-(X)	832657.300Z 18" arms	Vinyl w/ color match vinyl weathershield. Standard height monochromatic finish.	Approx 27.5"	Replacing one unit: replace with same model. Replacing all units: 85605(XX).(0XX0)-(X) OR 85605(XX).(0XX0)-(X) and new hardware 830757.002(X)	85605-Grey Weathershield for NR or Beige for NS 85603 - Black Weathershield for NR or NU
85605(XX).(0XX)-(X)	830757.002Z 18" arms	Vinyl w/ color match vinyl weathershield. Standard height monochromatic finish.	Approx 27.5"	Current model	86505-Grey Weathershild for NR or Beige for NS
85603(XX).(0XX)-(X)	830757.002Z 18" arms	Vinyl w/ color match vinyl weathershield. Standard height monochromatic finish.	Approx 27.5"	Current model	85603 - Black Weathershield for NR or NU

SERIES: 86073,86074,85630,85060,85062,85662,85660

Window Awning Replacement Chart STANDARD

Deluxe Plus Window Awning Replacement (With Metal Wrap) (Standard Hardware)(VINYL FABRIC)

FRTA	Hardware	Description	Projection	Replacement-FRTA	Notes
86073(XX).(0XX)-(X)	18" Arms 832657.300(X)	Vinyl fabric w/ metal weathershield. Monochromatic (standard height.	Approx 27.5"	Replacing one unit: replace with same model. Replacing all units: 85630(XX).(0XX0)-(X) and new hardware 830757.002(X)	Original and new FRTA and hardware ARE NOT interchangeable
86074(XX).(0XX0)-(X)	18" Arms 830657.300(X)	Vinyl fabric w/ metal weathershield. Contrasting standard height.	Approx 27.5"	Replacing one unit: replace with same model. Replacing all units: 85630(XX).(0XX0)-(X) and new hardware 830757.002(X)	Original and new FRTA and hardware ARE NOT interchangeable
85630(XX).(0XX0)-(X)	830757.002(X) 18" arms	Vinyl fabric w/ metal weathershield. Monochromatic finish standard height.	Approx 27.5"	CURRENT MODEL	CURRENT MODEL

ELITE Window Awning (With Metal Wrap) (Standard Hardware)(ACRYLIC FABRIC)

85060(XX).(0XX)-(X)	832657.300(x) 18" arms	Elite Window w/ metal weathershield & acrylic fabric. Contrasting standard height.	Approx 27.5"	Replacing one unit: 85062(XX).(0XX0)-(X)Replacing all units: 85662(XX).(0XX0)-(X) and new hardware 830757.002(X)	Original and new FRTA and hardware ARE NOT interchangeable
85062(XX).(0XX)-(X)	832657.300(x) 18" arms	Elite Window w/ metal weathershield & acrylic fabric. Monochromatic standard height.	Approx 27.5"	Replacing one unit: 85062(XX).(0XX0)-(X)Replacing all units: 85662(XX).(0XX0)-(X) and new hardware 830757.002(X)	Original and new FRTA and hardware ARE NOT interchangeable
85662XX.YYY0-Z	830757.002Z 18" arms	Standard height Elite w/ acrylic fabric. Monochromatic finish only.	Approx 27.5"	CURRENT MODEL	CURRENT MODEL

ELITE Window Awning (With Metal Wrap) (Standard Hardware)(POLYESTER FABRIC)

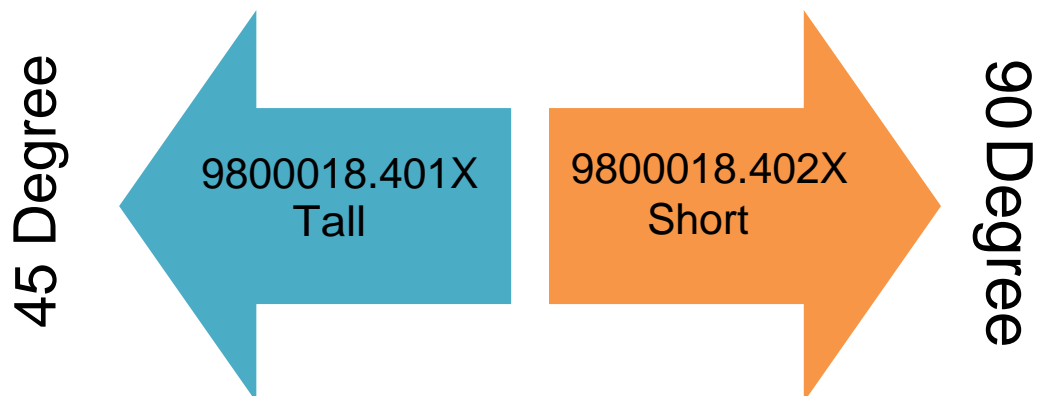
85660XX.YYY0-Z	830757.002Z 18" arms	Standard height Elite w/ polyester fabric. Monochromatic finish only.	Approx 27.5"	Current model	Current model
----------------	-------------------------	--	--------------	---------------	---------------

SERIES: 86173,86174,85184,85174,85620,885160,85162,85690,85670

Window Awning Replacement Chart TALL						
Deluxe Plus Window Awning Replacement (WITH Metal Wrap) (TALL Hardware)(VINYL FABRIC)						
86173(XX).(0XX)-(X)	833657.300(X) arms	30"	Vinyl fabric w/metal weathershield. MonochromaticTALL	Approx 39.5"	Replacing one unit: replace with same model. Replacing all units: 85620(XX).(0XX0)- (X) and new hardware 830757.001(X)	Original and new FRTA and hardware ARE NOT interchangeable
86174(XX).(0XX)-(X)	833657.300(X) arms	30"	Vinyl fabric w/metal weathershield. Contrasting TALL	Approx 39.5"	Replacing one unit: replace with same model. Replacing all units: 85620(XX).(0XX0)- (X) and new hardware 830757.001(X)	Original and new FRTA and hardware ARE NOT interchangeable
85184(XX).(0XX)-(X)	833657.300(X) 30" arms		Vinyl w/ polar white vinyl weathershield. Tall monochromatic	Approx 39.5"	Replacing one unit: replace with same model. Replacing all units: 85160(XX).(0XX0)- (X) and new hardware 830757.001(X)	
85174(XX).(0XX)-(X)	833657.300(X) 30" arms		Vinyl w/ polar white vinyl weathershield. Tall Contrasting	Approx 39.5"	Replacing one unit: replace with same model. Replacing all units: 85160(XX).(0XX0)- (X) and new hardware 830757.001(X)	
85620(XX).(0XX)-(X)	830757.001(X) 30" arms		Tall w/vinyl fabric. Monochromatic finish only.	Approx 39.5"	Current model	
ELITE Window Awning (With Metal Wrap) (Tall Hardware)(ACRYLIC FABRIC)						
885160(XX).(0XX)-(X)	833657.300(X) arms	30"	Tall Elite window w/ metal weathershield & acrylic fabric. monochromatic.	Approx 39.5"	Replacing one unit: replace with same model. Replacing all units: 85690(XX).(0XX0)- (X) and new hardware 830757.001(X)	Original and new FRTA and hardware ARE NOT interchangeable
85162(XX).(0XX)-(X)	833657.300(X) arms	30"	Tall Elite window w/ metal weathershield & acrylic fabric. Contrasting	Approx 39.5"	Replacing one unit: replace with same model. Replacing all units: 85690(XX).(0XX0)- (X) and new hardware 830757.001(X)	Original and new FRTA and hardware ARE NOT interchangeable
85690(XX).(0XX)-(X)	833657.300(X) arms	30"	Tall Elite window w/ metal weathershield & acrylic fabric. monochromatic.	Approx 39.5"	Current model	
ELITE Window Awning (With Metal Wrap) (Tall Hardware)(POLYESTER FABRIC)						
85670(XX).(0XX)-(X)	830757.001(X) 30" arms		Tall Elite w/ polyester fabric. Monochromatic finish only.	Approx 39.5"	Current model	Current model

New Slide Toppers

98000	<ul style="list-style-type: none">• 86103 equivalent• No awning rail
98001	<ul style="list-style-type: none">• 86097 equivalent• Includes awning rail
98400	<ul style="list-style-type: none">• 86102 equivalent• No awning rail
98401	<ul style="list-style-type: none">• 86096 equivalent• Includes awning rail



Slide Topper Replacement - DELUXE

**** Old Style and New Style Hardware & FRTA's cannot be interchanged

****If Coach has multiple slide toppers use the original item numbers for replacement of Full Assembly

Roller Assembly	Hardware	Description	Projection	Style/Status	Replacement of FRTA or Hardware Only	Replacement of complete slide topper assembly (Hardware and FRTA)	NOTES
85097(XX).(XXX) -(X)	3106992.(XXX)(X)	Slide topper Deluxe (no metal wrap) (Vinyl Fabric)	47.25"	Old style/Replacement ONLY	USE ORIGINAL PART NUMBERS	98001(XX).(XXX)(X) Bracket : 9800018.(xxx)(x)	Brackets are Separate
85099(XX).(XXX) -(X)	3312416.000(x)	Slide topper Deluxe (no metal wrap)(Standard, VINYL)	47.25"	Replacement only FLEETWOOD	USE ORIGINAL PART NUMBERS	85099(XX).(XXX) -(X)	BRACKETS ARE INCLUDED WITH THE SLIDE TOPPER
85101(XX).(XXX) -(X)	3313175.000(x)	Slide topper Deluxe (no metal wrap)(Standard, Vinyl)	47.25"	Replacement only WINNEBAGO	USE ORIGINAL PART NUMBERS	85101(XX).(XXX) -(X)	BRACKETS ARE INCLUDED WITH THE SLIDE TOPPER
85103(XX).(XXX) -(X)	3106992.(XXX)(X)	Slide topper Deluxe (no metal wrap) (Standard,Vinyl)	47.25"	Replacement only OEM ONLY	USE ORIGINAL PART NUMBERS	85103(XX).(XXX) -(X) Bracket: 3106992.(XXX)(X)	Brackets are Separate
86097(XX).(XXX) -(X)	3106992.(XXX)(X)	Slide topper Deluxe (no metal wrap)(Monochrome, Vinyl)	47.25"	Active Old Style new install or replacement	USE ORIGINAL PART NUMBERS	98001(XX).(XXX)(X) Bracket : 9800018.(xxx)(x)	Brackets are Separate
86099(XX).(XXX) -(X)	3312416.000(x)	Slide topper Deluxe (no metal wrap)(Monochrome, Vinyl)	47.25"	Active Fleetwood	USE ORIGINAL PART NUMBERS	86099(XX).(XXX) -(X)	BRACKETS ARE INCLUDED WITH THE SLIDE TOPPER
86101(XX).(XXX) -(X)	3313175.000(x)	Slide topper Deluxe (no metal wrap)(Monochrome, Vinyl)	47.25"	Active Winnebago	USE ORIGINAL PART NUMBERS	86101(XX).(XXX) -(X)	BRACKETS ARE INCLUDED WITH THE SLIDE TOPPER
86103(XX).(XXX) -(X)	3106992.(XXX)(X)	Slide topper Deluxe (no metal wrap) (Monochrome, Vinyl)	47.25"	Active OEM ONLY	USE ORIGINAL PART NUMBERS	86103(XX).(XXX) -(X) Brackets: 3106992.(XXX)(X)	Brackets are Separate
86111(XX).(XXX) -(X)	Spacer Kit: 3107198.347(X)	Slide topper Deluxe w/ Spacers Monochrome		Active Winnebago	USE ORIGINAL PART NUMBERS	86111(XX).(XXX) -(X)	BRACKETS AND SPACER ARE INCLUDED WITH THE SLIDE TOPPER
87097(XX).(XXX) -(X)	3313175.000(X)	Slide topper Deluxe (no metal wrap)(Standard, VINYL)	47.25"	Active GULFSTREAM	USE ORIGINAL PART NUMBERS	87097(XX).(XXX) -(X)	BRACKETS ARE INCLUDED WITH THE SLIDE TOPPER
87103(XX).(XXX) -(X)	3313175.000(x)	slide topper Deluxe (no metal wrap)(WITHOUT RAIL, Vinyl)	47.5"	Active	USE ORIGINAL PART NUMBERS	98400(XX).(XX)(X) Bracket : 9800018.(xxx)(x)	BRACKETS ARE INCLUDED WITH THE SLIDE TOPPER
89099(XX).(XXX) -(X)	3312416.000(X)	Slide topper Deluxe (no metal wrap)(Vinyl)	47.25"	Replacement Only	USE ORIGINAL PART NUMBERS	USE ORIGINAL PART NUMBERS	Fleetwood Special order One size only 180"
98001(XX).(XXX) -(X)	9800018.(XXX)(X)	Slide topper Deluxe no metal wrap (includes rail)(Vinyl Fabric)(CURRENT)	47.25"	CURRENT MODEL	98001(XX).(XXX)(X) Bracket : 9800018.(xxx)(x)		Brackets are Separate

98000-OEM
98020-Black Only

Slide Topper Replacement - ELITE

**** Old Style and New Style Hardware & FRTA's cannot be interchanged									
****If Coach has multiple slide toppers use the original item numbers for replacement of Full Assembly									
Roller Assembly	Hardware	Description	Projection	Style/Status	Replacement of FRTA or Hardware Only	Replacement of complete slide topper assembly (Hardware and FRTA)	NOTES		
85096(XX).(XXX)-(X)	3106992. (XXX)(X)	With Metal Wrap (4 Slat Cover)	47.25"	Old style/Replacement ONLY	USE ORIGINAL PART NUMBERS	98401(XX).(XXX)(X) Bracket : 9800018.(xxx)(x)	Brackets are Separate		
85098(XX).(XXX)-(X)	3313175.000(X)	With Metal Wrap	47.25"	Active FLEETWOOD	USE ORIGINAL PART NUMBERS	85098(XX).(XXX)-(X)	BRACKETS ARE INCLUDED WITH THE SLIDE TOPPER		
85100(XX).(XXX)-(X)	3313175.000(X)	With Metal Wrap	47.25"	Active Winnebago	USE ORIGINAL PART NUMBERS	85100(XX).(XXX)-(X)	BRACKETS ARE INCLUDED WITH THE SLIDE TOPPER		
85102(XX).(XXX)-(X)	3106992. (XXX)(X)	With Metal Wrap	47.25"	Active OEM Replacement only	USE ORIGINAL PART NUMBERS	85102(XX).(XXX)-(X)	Brackets are Separate		
86096(XX).(XXX)-(X)	3106992. (XXX)(X)	Elite Slide Topper (Standard)	47.25"	Old style/Replacement ONLY	USE ORIGINAL PART NUMBERS	98401(XX).(XXX)(X) Bracket : 9800018.(xxx)(x)	Brackets are Separate		
86098(XX).(XXX)-(X)	3313175.000(X)	Elite Slide Topper Monochrome	47.25"	Active FLEETWOOD	USE ORIGINAL PART NUMBERS	86098(XX).(XXX)-(X)	BRACKETS ARE INCLUDED WITH THE SLIDE TOPPER		
86100(XX).(XXX)-(X)	3313175.000(X)	Elite Slide Topper Monochrome	47.25"	Active Winnebago/	USE ORIGINAL PART NUMBERS	86100(XX).(XXX)-(X)	BRACKETS ARE INCLUDED WITH THE SLIDE TOPPER		
86102(XX).(XXX)-(X)	3106992. (XXX)(X)	Elite Slide Topper Monochrome	47.25"	Active OEM	USE ORIGINAL PART NUMBERS	98401(XX).(XXX)(X) Bracket : 9800018.(xxx)(x)	Brackets are Separate		
86196(XX).(XXX)-(X)	3106992. (XXX)(X)	FULL COVER TOPPER (Standard)	47.25"	Active	USE ORIGINAL PART NUMBERS	86196(XX).(XXX)-(X)	Brackets are Separate		
86200(XX).(XXX)-(X)	3313175.000(X)	FULL COVER TOPPER	47.25"	Active	USE ORIGINAL PART NUMBERS	86200(XX).(XXX)-(X)	BRACKETS ARE INCLUDED WITH THE SLIDE TOPPER		
86202(XX).(XXX)-(X)	3106992. (XXX)(X)	FULL COVER TOPPER	Vinyl: 47.25" Acrylic:	Active OEM/Replacement	USE ORIGINAL PART NUMBERS	86202(XX).(XXX)-(X)	Brackets are Separate		
86212(XX).(XXX)-(X)	3106992. (XXX)(X)	FULL COVER TOPPER	57.25"	Not Available	USE ORIGINAL PART NUMBERS	USE ORIGINAL PART NUMBERS	Acrylic		
86302(XX).(XXX)-(X)	3106992. (XXX)(X)	Elite Slide Topper	47.25"	Active OEM/Replacement	USE ORIGINAL PART NUMBERS	86302(XX).(XXX)-(X)	Active OEM/Replacement		
86402(XX).(XXX)-(X)	3106992. (XXX)(X)	Elite Slide Topper (3 Slat)	47.25"	Active	USE ORIGINAL PART NUMBERS	86402(XX).(XXX)-(X)	Elite Slide Topper (3 Slat)		
87096(XX).(XXX)-(X)	3313175.000(X)	Elite Slide Topper	47.25"	Active Gulfstream	USE ORIGINAL PART NUMBERS	87096(XX).(XXX)-(X)	BRACKETS ARE INCLUDED WITH THE SLIDE TOPPER		
88096(XX).(XXX)-(X)	3106992. (XXX)(X)	Elite Slide topper (6 Slat Acrylic fabric)	57.25"	Not Available	USE ORIGINAL PART NUMBERS		Brackets are Separate		
98401(XX).(XXX)(X)	980001.(XXX)(X)	Elite Slide Topper	47.25"	CURRENT	USE ORIGINAL PART NUMBERS	98401(XX).(XXX)(X) Bracket : 9800018.(xxx)(x)	Brackets are Separate		

98400-OEM
98420-FJ Only

DELUXE SLIDE TOPPER REPLACEMENT FABRIC
Fabric Will cover a 48" projection slide topper

PART NUMER (X).(XXX)	NOMINAL SIZE	CUT/FINISH DIM		PART NUMER (X).(XXX)	NOMINAL SIZE	CUT/FINISH DIM
3106802(X).415	48.00"	43.50"		3106802(X).403	86.00"	81.50"
3106802(X).409	52.00"	47.50"		3106802(X).032	86.25"	81.75"
3106802(X).413	54.00"	49.50"		3106802(X).006	86.50"	82.00"
3106802(X).414	58.00"	53.50"		3106802(X).038	87.00"	82.50"
3106802(X).060	60.00"	55.50"		3106802(X).088	88.00"	83.50"
3106802(X).061	61.00"	56.50"		3106802(X).382	89.50"	85.00"
3106802(X).064	64.00"	59.50"		3106802(X).090	90.00"	85.50"
3106802(X).066	66.00"	61.50"		3106802(X).001	90.50"	86.00"
3106802(X).067	67.00"	62.50"		3106802(X).033	91.75"	87.25"
3106802(X).068	68.00"	63.50"		3106802(X).092	92.00"	87.50"
3106802(X).069	69.75"	65.25"		3106802(X).383	92.50"	88.00"
3106802(X).408	70.25"	65.75"		3106802(X).384	93.50"	89.00"
3106802(X).406	70.50"	66.00"		3106802(X).094	94.00"	89.50"
3106802(X).016	71.25"	66.75"		3106802(X).385	94.50"	90.00"
3106802(X).072	72.00"	67.50"		3106802(X).002	95.50"	90.50"
3106802(X).073	73.24"	68.74"		3106802(X).096	96.00"	91.50"
3106802(X).074	74.00"	69.50"		3106802(X).015	97.50"	93.00"
3106802(X).075	75.00"	70.50"		3106802(X).098	98.00"	93.50"
3106802(X).011	76.15"	71.65"		3106802(X).099	99.00"	94.50"
3106802(X).031	76.50"	72.50"		3106802(X).401	100.00"	95.50"
3106802(X).054	76.75"	71.75"		3106802(X).102	102.00"	97.50"
3106802(X).410	77.00"	72.50"		3106802(X).019	102.75"	98.25"
3106802(X).078	78.00"	73.50"		3106802(X).104	104.00"	99.50"
3106802(X).080	80.00"	75.50"		3106802(X).105	105.00"	100.50"
3106802(X).017	81.00"	76.50"		3106802(X).106	106.00"	101.50"
3106802(X).055	82.00"	77.50"		3106802(X).012	107.50"	103.00"
3106802(X).380	82.50"	78.00"		3106802(X).108	108.00"	103.50"
3106802(X).027	83.63"	79.13"		3106802(X).402	109.50"	105.00"
3106802(X).084	84.00"	79.50"		3106802(X).111	110.00"	105.50"
3106802(X).381	85.50"	81.00"		3106802(X).110	110.41"	105.91"
3106802(X).086	86.00"	81.50"		3106802(X).112	112.00"	107.50"

Fabric Colors

CQ - white

FJ - black

FN - satin

FP - champagne

DELUXE SLIDE TOPPER REPLACEMENT FABRIC
Fabric Will cover a 48" projection slide topper

PART NUMBER (X).(XXX)	NOMINAL SIZE	CUT/FINISH DIM		PART NUMBER (X).(XXX)	NOMINAL SIZE	CUT/FINISH DIM
3106802(X).014	112.50"	108.00"		3106802(X).404	148.50"	144.00"
3106802(X).114	114.00"	109.50"		3106802(X).150	150.00"	145.00"
3106802(X).116	116.00"	111.50"		3106802(X).151	151.00"	146.00"
3106802(X).010	116.50"	112.00"		3106802(X).022	151.25"	146.25"
3106802(X).020	118.75"	114.25"		3106802(X).152	152.00"	147.00"
3106802(X).008	120.00"	115.50"		3106802(X).388	152.38"	147.38"
3106802(X).117	121.50"	117.00"		3106802(X).153	153.00'	148.00"
3106802(X).122	122.00"	117.50"		3106802(X).411	154.00"	149.00"
3106802(X).034	124.00"	119.50"		3106802(X).405	155.00"	150.00"
3106802(X).007	124.50"	120.00"		3106802(X).164	164.00"	159.00"
3106802(X).126	126.00"	121.50"		3106802(X).003	165.25"	160.25"
3106802(X).128	128.00"	123.50"		3106802(X).390	165.25"	160.25"
3106802(X).129	129.00"	124.50"		3106802(X).041	165.50"	160.50"
3106802(X).130	130.00"	125.50"		3106802(X).024	165.75"	160.75"
3106802(X).132	132.00"	127.50"		3106802(X).166	166.00"	161.00"
3106802(X).133	133.00"	128.74"		3106802(X).391	166.00"	161.00"
3106802(X).134	134.00"	129.50"		3106802(X).168	168.00"	163.00"
3106802(X).135	135.00"	130.50"		3106802(X).392	170.00"	165.00"
3106802(X).136	136.00"	131.50"		3106802(X).393	170.63"	165.63"
3106802(X).386	137.50"	133.00"		3106802(X).171	171.00"	166.00"
3106802(X).138	138.00"	133.50"		3106802(X).025	171.75"	166.75"
3106802(X).030	138.75"	134.25"		3106802(X).172	172.00"	167.00"
3106802(X).005	139.00"	134.50"		3106802(X).042	173.75"	168.75"
3106802(X).140	140.00"	135.50"		3106802(X).174	174.00"	169.00"
3106802(X).141	141.00"	136.50"		3106802(X).175	175.00"	170.00"
3106802(X).142	142.00"	137.50"		3106802(X).176	176.00"	171.00"
3106802(X).144	144.00"	139.50"		3106802(X).043	176.50"	171.50"
3106802(X).387	145.50"	141.00"		3106802(X).177	177.00"	172.00"
3106802(X).146	146.00"	141.50"		3106802(X).053	177.50"	172.50"
3106802(X).021	147.00"	142.50"		3106802(X).044	177.75"	172.75"
3106802(X).148	148.00"	143.50"		3106802(X).394	178.00"	173.00"

Fabric Colors

CQ - white

FJ - black

FN - satin

FP - champagne

DELUXE SLIDE TOPPER REPLACEMENT FABRIC
Fabric Will cover a 48" projection slide topper

PART NUMER (X).(XXX)	NOMINAL SIZE	CUT/FINISH DIM		PART NUMER (X).(XXX)	NOMINAL SIZE	CUT/FINISH DIM
3106802(X).048	179.00"	174.00"		3106802(X).212	212.00"	207.00"
3106802(X).180	180.00"	175.00"		3106802(X).214	214.00"	209.00"
3106802(X).026	181.25"	176.25"		3106802(X).215	215.00"	210.00"
3106802(X).049	181.75"	176.75"		3106802(X).216	216.00"	211.00"
3106802(X).182	182.00"	177.00"		3106802(X).218	218.00"	213.00"
3106802(X).052	183.00"	178.00"		3106802(X).220	220.00"	215.00"
3106802(X).184	184.00"	179.00"		3106802(X).028	220.75"	215.75"
3106802(X).395	184.88"	179.88"		3106802(X).222	222.00"	217.00"
3106802(X).185	185.00"	180.00"		3106802(X).224	224.00"	219.00"
3106802(X).396	185.00"	180.00"		3106802(X).225	225.00"	220.00"
3106802(X).186	186.00"	181.00"		3106802(X).226	226.00"	221.00"
3106802(X).190	190.00"	185.00"		3106802(X).228	228.00"	223.00"
3106802(X).045	190.50"	185.50"		3106802(X).230	230.00"	225.00"
3106802(X).050	191.25"	186.25"		3106802(X).234	234.00"	229.00"
3106802(X).192	192.00"	187.00"		3106802(X).240	240.00"	235.00"
3106802(X).412	194.00"	189.00"		3106802(X).243	243.00"	238.00"
3106802(X).051	195.75"	190.75"		3106802(X).246	246.00"	241.00"
3106802(X).196	196.00"	191.00"		3106802(X).248	248.00"	243.00"
3106802(X).198	198.00"	193.00"		3106802(X).251	251.00"	246.00"
3106802(X).397	198.50"	193.50"		3106802(X).252	252.00"	247.00"
3106802(X).199	199.00"	194.00"		3106802(X).257	257.00"	252.00"
3106802(X).200	200.00"	195.00"		3106802(X).258	258.00"	253.00"
3106802(X).201	201.00"	196.00"		3106802(X).261	261.00"	256.00"
3106802(X).203	203.00"	198.00"		3106802(X).262	262.00"	257.00"
3106802(X).040	203.75"	198.75"		3106802(X).264	264.00"	259.00"
3106802(X).204	204.00"	199.00"		3106802(X).270	270.00"	265.00"
3106802(X).407	205.39"	200.39"		3106802(X).272	272.00"	267.00"
3106802(X).398	206.00"	201.00"		3106802(X).276	276.00"	271.00"
3106802(X).207	207.00"	202.00"		3106802(X).282	282.00"	277.00"
3106802(X).208	208.00"	203.00"		3106802(X).284	284.00"	279.00"
3106802(X).210	210.00"	205.00"		3106802(X).286	286.00"	281.00"

Fabric Colors

CQ - white

FJ - black

FN - satin

FP - champagne

DELUXE SLIDE TOPPER REPLACEMENT**FABRIC****Fabric Will cover a 48" projection slide**

PART NUMBER (X).(XXX)	NOMINAL SIZE	CUT/FINISH DIM
3106802(X).288	288.00"	283.00"
3106802(X).289	289.00"	284.00"
3106802(X).290	290.00"	285.00"
3106802(X).294	294.00"	289.00"
3106802(X).297	297.00"	292.00"
3106802(X).300	300.00"	295.00"
3106802(X).399	302.00"	297.00"
3106802(X).303	303.00"	298.00"
3106802(X).304	304.00"	299.00"
3106802(X).305	305.00"	300.00"
3106802(X).306	306.00"	301.00"
3106802(X).416	310.75"	305.75"
3106802(X).312	312.00"	307.00"

ELITE SLIDE TOPPER REPLACEMENT FABRIC**Fabric Will cover a 48" projection slide topper**

PART NUMBER (X).(XXX)	NOMINAL SIZE	CUT/FINISH DIM
3106810(X).005	139"	134.5
3106810(X).006	86.5"	82
3106810(X).007	124.5"	120
3106810(X).009	81.5"	77
3106810(X).010	116.5"	112
3106810(X).011	76.15"	71.65
3106810(X).015	162.75	157.75
3106810(X).060	60"	55.5
3106810(X).072	72"	67.5
3106810(X).078	78"	73.5
3106810(X).084	84"	79.5
3106810(X).090	90"	85.5
3106810(X).092	92"	87.5
3106810(X).094	94"	89.5
3106810(X).096	96"	91.5

ELITE SLIDE TOPPER REPLACEMENT FABRIC**Fabric Will cover a 48" projection slide topper**

PART NUMBER (X).(XXX)	NOMINAL SIZE	CUT/FINISH DIM
3106810(X).096	96"	91.5
3106810(X).102	102"	97.5
3106810(X).108	108"	103.5
3106810(X).112	112"	107.5
3106810(X).114	114"	109.5
3106810(X).116	116"	111.5
3106810(X).120	120"	115.5
3106810(X).126	126"	121.5
3106810(X).132	132"	127.5
3106810(X).138	138"	133.5
3106810(X).143	143"	138.5
3106810(X).144	144"	139.5
3106810(X).150	150"	145
3106810(X).152	152"	147
3106810(X).153	153"	148
3106810(X).156	156"	151
3106810(X).159	159"	154
3106810(X).162	162"	157
3106810(X).168	168"	163
3106810(X).171	171"	166
3106810(X).174	174"	169
3106810(X).177	177"	172
3106810(X).180	180"	175
3106810(X).186	186"	181
3106810(X).192	192"	187
3106810(X).196	196"	191
3106810(X).198	198"	193
3106810(X).204	204"	199
3106810(X).210	210"	205
3106810(X).214	214"	209

Fabric Colors

CQ - white

FJ - black

FN - satin

FP - champagne

DELUXESLIDE TOPPER REPLACEMENT FABRIC

Fabric Will cover a 59" projection slide top

PART NUMER (X).(XXX)	NOMINAL SIZE	CUT/FINISH DIM
3315865(XX).060	60"	55"
3315865(XX).066	66"	51"
3315865(XX).072	72"	67"
3315865(XX).078	78"	72"
3315865(XX).084	84"	79"
3315865(XX).090	90"	85"
3315865(XX).096	96"	91"
3315865(XX).102	102"	97"
3315865(XX).108	108"	103"
3315865(XX).112	112"	107"
3315865(XX).114	114"	109"
3315865(XX).120	120"	115"
3315865(XX).126	126"	121"
3315865(XX).132	132"	127"
3315865(XX).138	138"	133"
3315865(XX).144	144"	139"
3315865(XX).150	150"	145"
3315865(XX).156	156"	151"
3315865(XX).162	162"	157"
3315865(XX).166	166"	161"
3315865(XX).168	168"	163"
3315865(XX).174	174"	169"
3315865(XX).180	180"	175"
3315865(XX).186	186"	181"
3315865(XX).192	192"	186"
3315865(XX).198	198"	193"

Fabric Colors

CQ - white

FJ - black

FN - satin

FP - champagne

Slide Topper Notes:

This image shows a single sheet of white paper with horizontal blue or grey ruling lines. The lines are evenly spaced and run across the width of the page. There are approximately 20 lines visible. The paper has a slight shadow on the right side, suggesting it's resting on a surface.

VINYL REPLACEMENT AWNING FABRICS

Order Form

GENUINE DOMETIC VINYL AWNING FABRIC

- Rich, vibrant Linen Fade color on fabric top and bottom
- Polyester reinforced for added strength and dimensional stability
- Acrylic coated for scratch, fade and stain resistance

PLEASE be sure all information is correct. All replacement canopy orders are custom, non-cancelable and non-returnable! To assure your instructions have been followed, a copy of your order will be returned with your new canopy.

- When completed fax to (574) 294-8628 or email to FDD@DometicUSA.com

1. Color

Check (one) color choice and (one) weathershield choice

**POLAR
WHITE**

NR= Onyx	<input type="checkbox"/>
NS= Sandstone	<input type="checkbox"/>
NT= Azure	<input type="checkbox"/>
NU= Bark	<input type="checkbox"/>
NV= Maroon	<input type="checkbox"/>
NW= Meadow Green	<input type="checkbox"/>
*FG= Race Flag	<input type="checkbox"/>
*FM= Rodeo	<input type="checkbox"/>

(*Race Flag and Rodeo Fabric - Add \$25)

Ship To: Please print

Customer Name

Phone

Street Address

City

State

Zip Code

2. Brand of RV Awning

Model number _____

Length (ft) _____

Replacement canopies for most Dometic Brand Awnings are one piece.

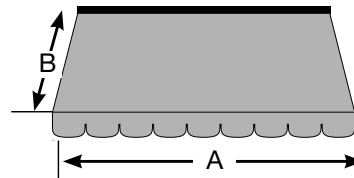
Other _____

Replacement canopies for other awning brands will come in two pieces; valance separate from canopy. Please complete step 4.

3. Length of Fabric

(end to end/side A)

Feet _____ Inches _____



Note: Give us the exact measurement of your old canopy fabric length - not including awning hardware.

Note: If brand is a Carter awning, please specify width of fabric - B _____

4. Diameter of polycord at roller tube

5/32"

3/16"

1/4"



Polycord is sewn inside the fabric. Cut sections of your old cord and compare with diameters shown above.



Race Flag ☐



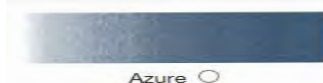
Rodeo ☐



Onyx ☐



Sandstone ☐



Azure ☐



Bark ☐



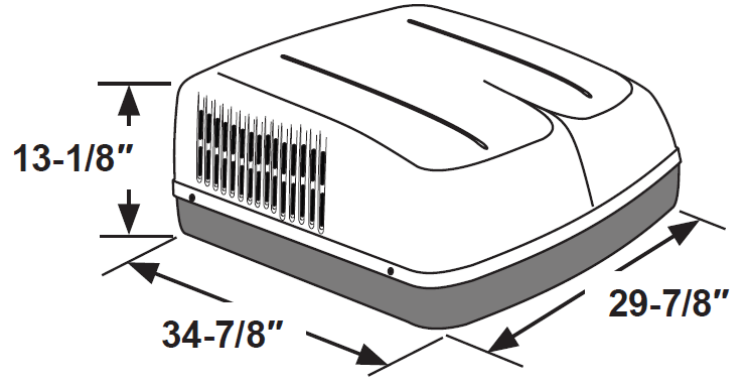
Maroon ☐



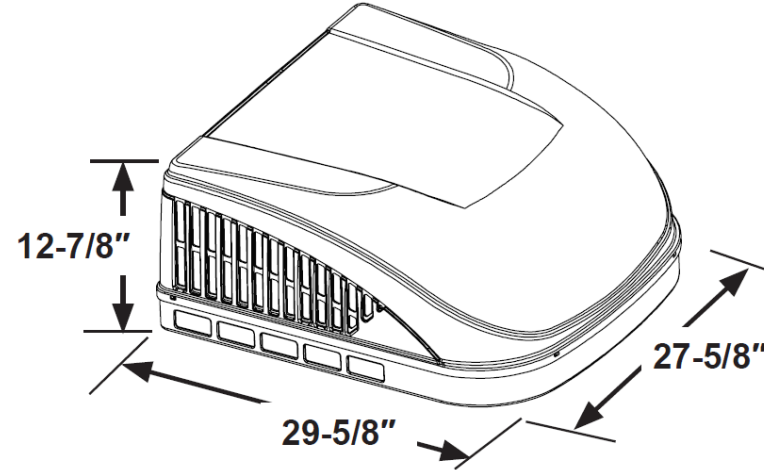
Meadow Green ☐

AIR CONDITIONER IDENTIFICATION

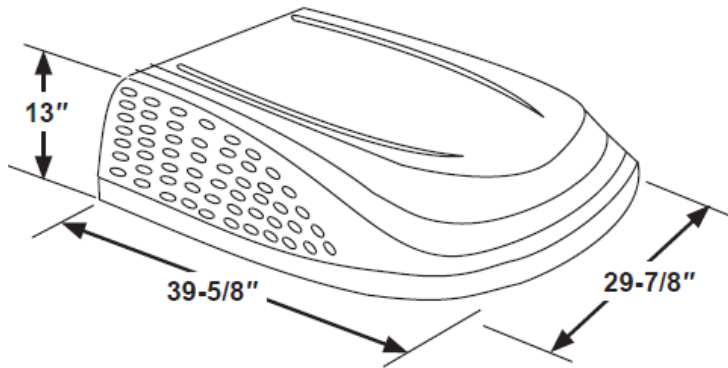
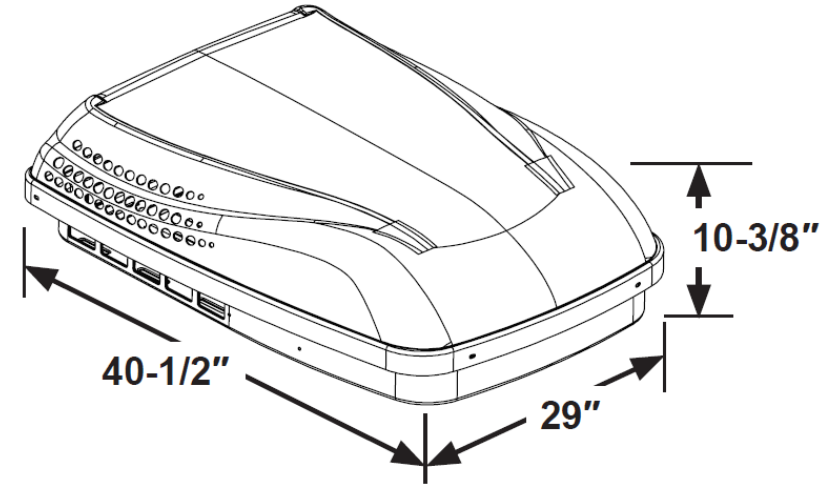
BRISK



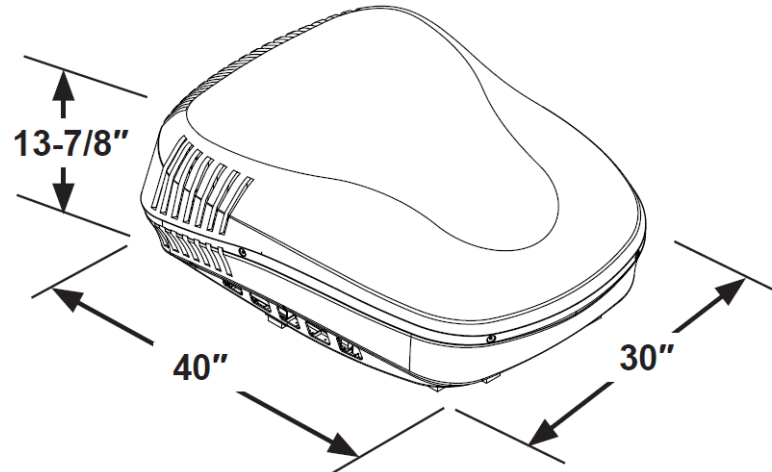
BRISK II



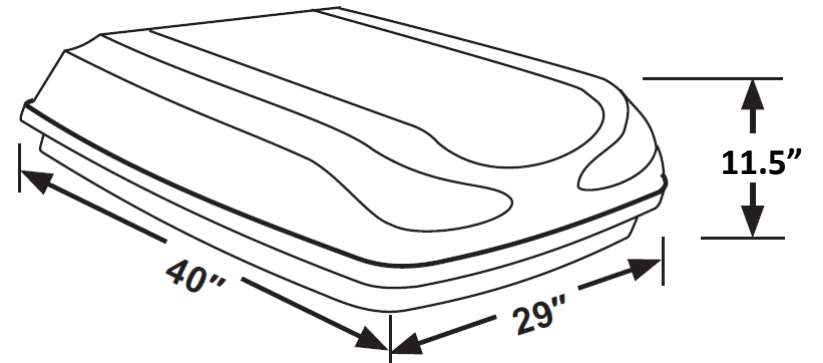
PENGUIN II



HIGH PERFORMANCE



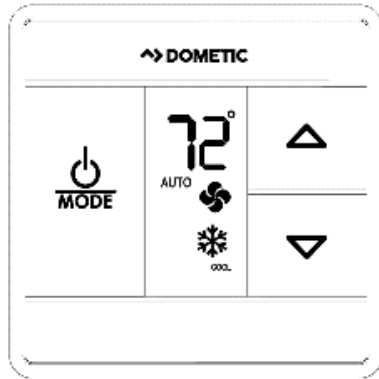
BLIZZARD NXT



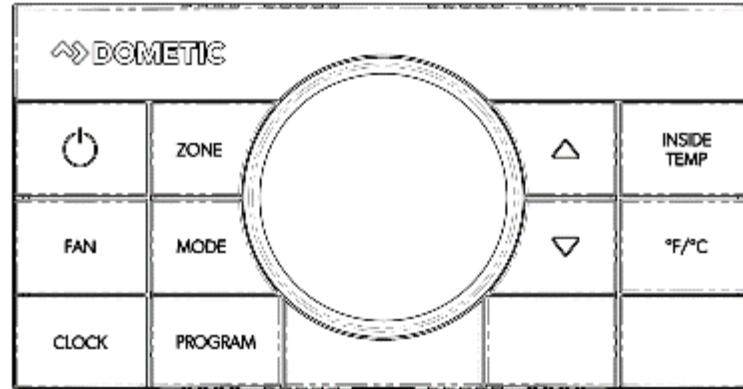
PENGUIN

CONTROL IDENTIFICATION

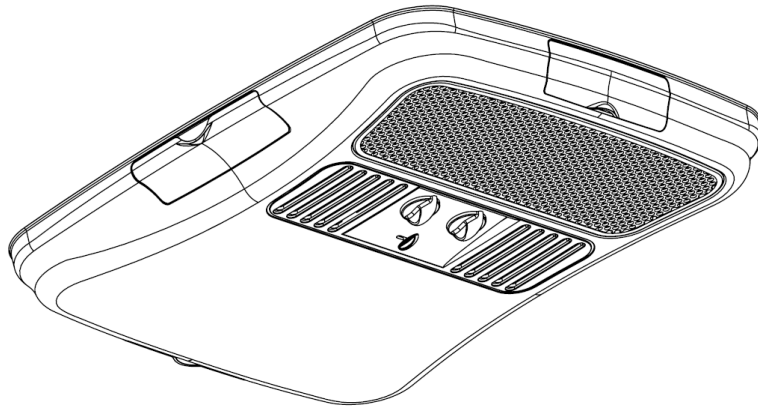
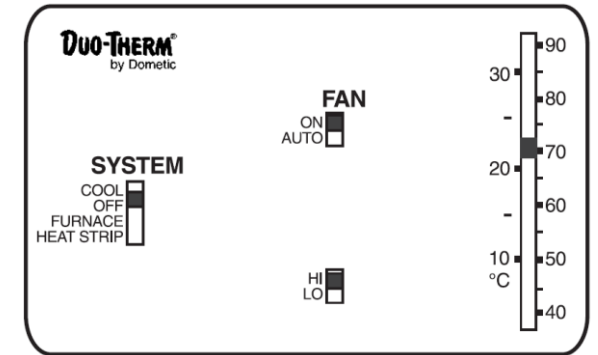
**CT (CAPACITIVE TOUCH)
3 BUTTON**



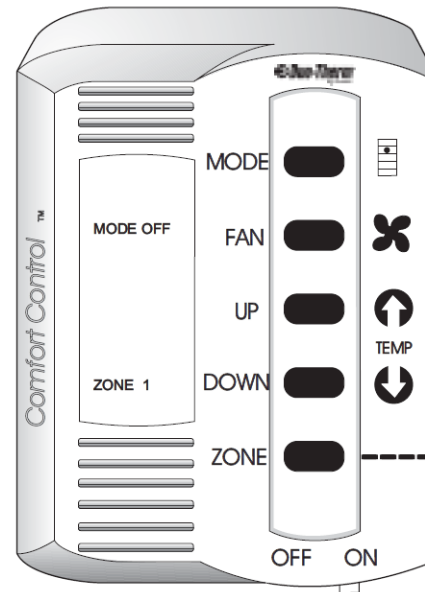
**CCC II (COMFORT CONTROL CENTER)
10 BUTTON**



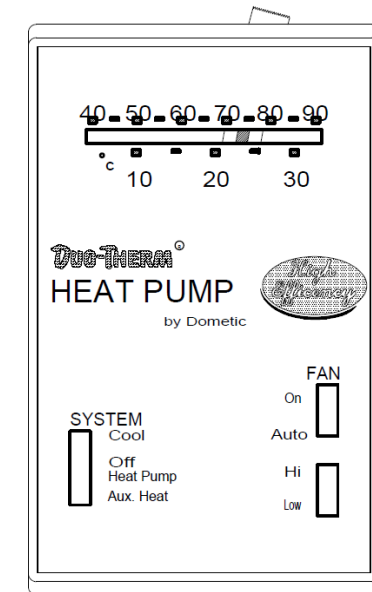
ANALOG



**MECHANICAL ADB (AIR
DISTRIBUTION BOX)
KNOBS IN THE CEILING**



**CCC (COMFORT CONTROL CENTER)
5 BUTTON**



BI-METAL

BRISK FAMILY AC MODEL BREAKDOWN

X **X** **X X X X** . **X X X X X**

Generation:

4 = Brisk
B = Brisk II

Grade:

5 = Standard
7 = Commercial

Configuration:

Air Conditioner

7915 = 13,500 BTU

7935 = 13,500 BTU w/ Heat Strip

9516 = 15,000 BTU

9536 = 15,000 BTU w/ Heat Strip

9530 = Hi Efficiency

Heat Pump (Energized in Cool Mode)

9136 = 15,000 BTU, CCC (5 Button)

9146 = 15,000 BTU, Analog

9156 = 15,000 BTU, SZLCD / CT

Heat Pump (Energized in Heat Mode)

9186 = 15,000 BTU, CCC2 (10 Button)

9196 = 15,000 BTU, SZLCD / CT

Place Holder & Shroud Color:

XX1C0 = White Shroud

XX1J0 = Black Shroud

*(XX is replaced by 71 on data tag)

BRISK AIR / BRISK AIR II COOL ONLY – NON DUCTED – REPLACEMENT

WHAT IS YOUR MODEL NUMBER?

57908 = 7,100 BTU = NLA

57912 = 11,000 BTU = NLA

57915 / 457915 / B57915 = 13,500 BTU

59516 / 459516 / B59516 = 15,00 BTU

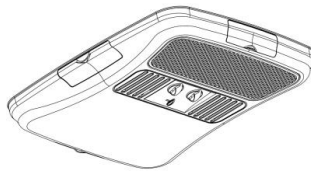
* NEW MODEL
NUMER ENDING
.XX1C0 = WHITE
SHROUD
.XX1J0 = BLACK
SHROUD

IF THE UNIT IS CONTROLLED MANUALLY WITH AN ADB (KNOBS ON THE CEILING BOX)

REPLACING A/C OR ADB?

ORDER: A/C
B57915 = 13.5K
B59516 = 15K

ORDER: ADB
3314851.000



OPTIONAL HEAT STRIP
PART NUMBER
3314998.000
*ONLY COMPATIBLE WITH
NEWER UNIVERSAL ADB

IF THE UNIT IS CONTROLLED WITH A WALL THERMOSTAT

ARE YOU REPLACING THE A/C, ADB, CONTROL BOX OR THERMOSTAT?


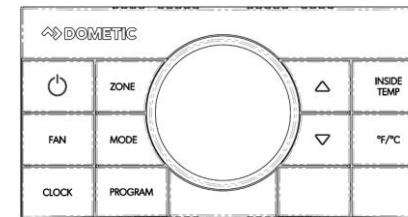
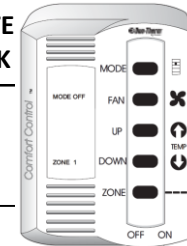
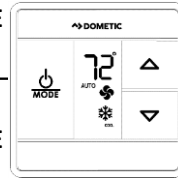
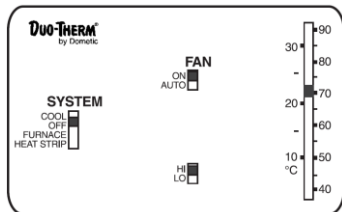
ORDER: A/C
B57915 = 13.5K
B59516 = 15K

ORDER: ADB
3314850.000

CONTROL BOXES
& THERMOSTATS

WHAT THERMOSTAT DO YOU HAVE?

ANALOG	SINGLE ZONE – C/T	CCC (5 BUTTON)	CCC II (10 BUTTON)	BI-METAL
ANALOG CONTROL KITS ARE NLA – SEE SINGLE ZONE – C/T KITS (INCLUDE THERMOSTAT AND CONTROL BOX). IF EITHER ANALOG CONTROL BOX OR THERMOSTAT FAILS BOTH MUST BE REPLACED.	<p>CONTROL KIT (BOX & T-STAT) FOR COOL / FURNACE 3316230.700 = WHITE 3316230.714 = BLACK</p> <p>THERMOSTAT ONLY 3316250.700 = WHITE 3316250.712 = BLACK</p> <p>HEAT STRIP CONTROL KIT W/ T-STAT 3316232.700 = WHITE 3316232.710 = BLACK</p>	<p>NO LONGER OFFERED AS NEW INSTALLATION. CONTROL BOXES AND THERMOSTATS ARE AVAILABLE FOR REPLACEMENT ONLY.</p> <p>THERMOSTAT ONLY 3109228.001 = WHITE 3109228.019 = BLACK</p> <p>CONTROL BOX (WITHOUT T-STAT) 3109226.005</p>	<p>THERMOSTAT ONLY 3314082.011 = WHITE 3314082.000 = BLACK</p> <p>CONTROL BOX (WITHOUT T-STAT) 3312020.000</p>	<p>NO LONGER AVAILABLE – CONVERT SYSTEM TO SPECIAL CT KIT (NEW THERMOSTAT AND CONTROL BOX) CONTROL KIT: 3316155.000 ONLY AVAILABLE IN WHITE T-STAT *NO HEAT STRIP OPTION AVAILABLE</p>



BRISK AIR II COOL ONLY – NON DUCTED – NEW INSTALLATION

HOW MANY BTU'S DO YOU WANT?

B57915 = 13,500 BTU

B59516 = 15,00 BTU

*NEW MODEL NUMER ENDING

.XX1C0 = WHITE SHROUD

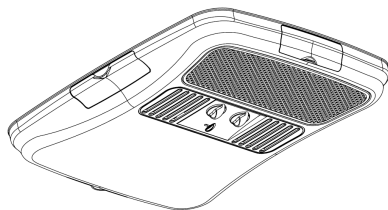
.XX1J0 = BLACK SHROUD

DO YOU WANT MECHANICAL CONTROLS (KNOBS ON ADB – NO WALL THERMOSTAT)?

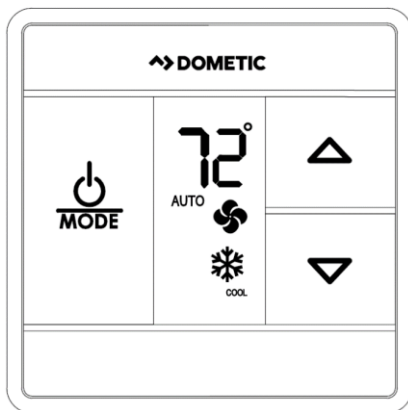
FOR MECHANICALLY CONTROLLED INSTALLATIONS

ORDER: A/C
B57915 = 13.5K
OR
B59516 = 15K

ORDER: ADB
3314851.000



NOTE:
SINGLE ZONE INSTALLATIONS
ONLY USE (3) 16-22 GAUGE
WIRES THROUGH THE WALL.



OPTIONAL HEAT STRIP
PART NUMBER
3314998.000
*ONLY COMPATIBLE WITH
NEWER UNIVERSAL ADB

DO YOU WANT A WALL THERMOSTAT?

FOR WALL THERMOSTAT INSTALLATIONS

ORDER: A/C
B57915 = 13.5K
B59516 = 15K

ORDER: ADB
3314850.000

CONTROL BOXES
& THERMOSTATS

WHAT THERMOSTAT DO YOU NEED?

C/T

CONTROL KIT (BOX & T-STAT) FOR
COOL / FURNACE
3316230.700 = WHITE
3316230.714 = BLACK

THERMOSTAT ONLY
3316250.700 = WHITE
3316250.712 = BLACK

HEAT STRIP CONTROL KIT W/ T-STAT
3316232.700 = WHITE
3316232.710 = BLACK

NOTE:

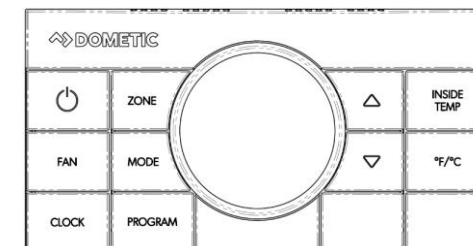
MULTI-ZONE INSTALLATIONS
USE A DATA CABLE
THROUGH THE WALL THAT
LOOKS LIKE STANDARD
TELEPHONE CABLE.
HOWEVER, POLARITY IS
DIFFERENT AND A
STANDARD TELEPHONE
CABLE **WILL NOT WORK.**

STRAIGHT THROUGH
COMMUNICATION CABLE
PART NUMBERS:
18 FT. = 3106614.013
40 FT. = 3308013.022

CCC II (10 BUTTON)

THERMOSTAT ONLY
3314082.011 = WHITE
3314082.000 = BLACK

CONTROL BOX (WITHOUT T-STAT)
3312020.000



BRISK AIR / BRISK AIR II COOL ONLY – DUCTED – REPLACEMENT

* MODEL NUMBER
ENDING
.XX1C0 = WHITE
SHROUD
.XX1J0 = BLACK
SHROUD

WHAT IS YOUR MODEL NUMBER?

57908 = 7,100 BTU = NLA	57912 = 11,000 BTU = NLA	57915 / 457915 / B57915 = 13,500 BTU	59516 / 459516 / B59516 = 15,00 BTU
-------------------------	--------------------------	--------------------------------------	-------------------------------------

ARE YOU REPLACING THE A/C, CONTROL BOX, THERMOSTAT, OR CEILING ASSEMBLY (RETURN AIR GRILL)?

REPLACING A/C

CEILING ASSEMBLY (RETURN AIR GRILL)

CONTROL KIT, BOX, OR THERMOSTAT

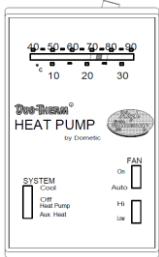
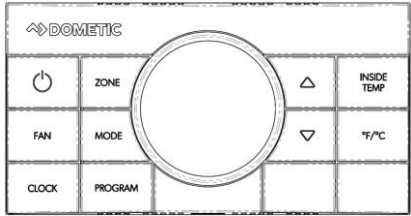
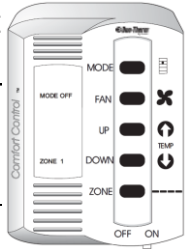
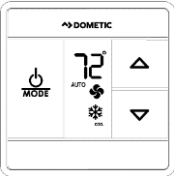
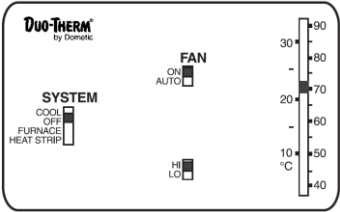
OPTIONAL BRISK II HEAT
STRIP PART NUMBER
3315450.000
NOT INTERCHANGABLE
TO BRISK I

ORDER: A/C
B57915 = 13.5K
B59516 = 15K

ORDER
3317404.000

WHAT THERMOSTAT DO YOU HAVE?

ANALOG	SINGLE ZONE – C/T	CCC (5 BUTTON)	CCC II (10 BUTTON)	BI-METAL
ANALOG CONTROL KITS ARE NLA – SEE SINGLE ZONE – C/T KITS (INCLUDE THERMOSTAT AND CONTROL BOX). IF EITHER ANALOG CONTROL BOX OR THERMOSTAT FAILS BOTH MUST BE REPLACED.	CONTROL KIT (BOX & T-STAT) FOR COOL / FURNACE 3316230.700 = WHITE 3316230.714 = BLACK	NO LONGER OFFERED AS NEW INSTALLATION. CONTROL BOXES AND THERMOSTATS ARE AVAILABLE FOR REPLACEMENT ONLY.	THERMOSTAT ONLY 3314082.011 = WHITE 3314082.000 = BLACK	NO LONGER AVAILABLE – CONVERT SYSTEM TO SPECIAL CT KIT (NEW THERMOSTAT AND CONTROL BOX) CONTROL KIT: 3316155.000 ONLY AVAILABLE IN WHITE T-STAT *NO HEAT STRIP OPTION AVAILABLE
	THERMOSTAT ONLY 3316250.700 = WHITE 3316250.712 = BLACK	THERMOSTAT ONLY 3109228.001 = WHITE 3109228.019 = BLACK	CONTROL BOX (WITHOUT T-STAT) 3312020.000	
	HEAT STRIP CONTROL KIT W/ T-STAT 3316232.700 = WHITE 3316232.710 = BLACK	CONTROL BOX (WITHOUT T-STAT) 3109226.005		



BRISK AIR II COOL ONLY – DUCTED – NEW INSTALLATION

HOW MANY BTU'S DO YOU WANT?

B57915 = 13,500 BTU

B59516 = 15,00 BTU

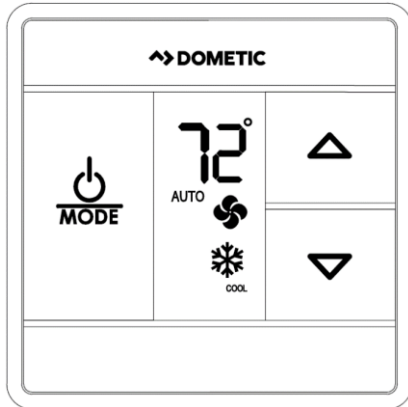
* MODEL NUMBER ENDING
.XX1C0 = WHITE SHROUD
.XX1J0 = BLACK SHROUD

WHAT THERMOSTAT DO YOU WANT?

C/T

NOTE:

SINGLE ZONE INSTALLATIONS
ONLY USE (3) 16-22 GAUGE
WIRES THROUGH THE WALL.



CONTROL KIT (BOX & T-STAT) FOR
COOL / FURNACE
3316230.700 = WHITE
3316230.714 = BLACK

THERMOSTAT ONLY
3316250.700 = WHITE
3316250.712 = BLACK

HEAT STRIP CONTROL KIT W/ T-STAT
3316232.700 = WHITE
3316232.710 = BLACK

RETURN AIR GRILLE (QUICK COOL
VENT)
3317404.000

OPTIONAL HEAT STRIP PART
NUMBER
3315450.000
(MUST HAVE CORRESPONDING
CONTROL KIT ABOVE)

NOTE:

MULTI-ZONE INSTALLATIONS
USE A DATA CABLE
THROUGH THE WALL THAT
LOOKS LIKE STANDARD
TELEPHONE CABLE.
HOWEVER, POLARITY IS
DIFFERENT AND A
STANDARD TELEPHONE
CABLE **WILL NOT WORK.**

STRAIGHT THROUGH
COMMUNICATION CABLE
PART NUMBERS:
18 FT. = 3106614.013
40 FT. = 3308013.022

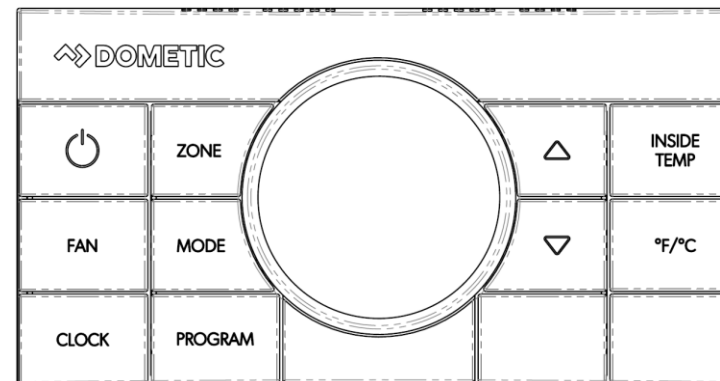
CCC II (10 BUTTON)

THERMOSTAT ONLY
3314082.011 = WHITE
3314082.000 = BLACK

CONTROL BOX (WITHOUT T-STAT)
3312020.000

RETURN AIR GRILLE (QUICK COOL
VENT)
3317404.000

OPTIONAL HEAT STRIP PART
NUMBER
3315450.000



BRISK AIR / BRISK AIR II HEAT PUMP – NON DUCTED – REPLACEMENT

WHAT IS YOUR MODEL NUMBER?

45914 / B59146 = 15,000 BTU = NLA

459156 = 15,000 BTU = NLA

459196 / B59196 = 15,000 BTU = NLA

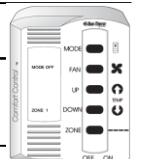
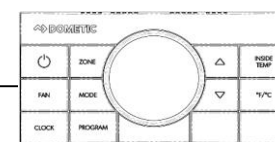
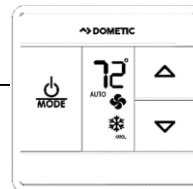
459186 / B59186 = 15,000 BTU = NLA

59136 / 459136 = 15,000 BTU = NLA

ARE YOU REPLACING THE A/C, AIR DISTRIBUTION BOX (ADB), CONTROL BOX, OR THERMOSTAT?

BRISK HEAT PUMPS ARE NLA ACROSS ALL MODELS – ONLY REPLACEMENTS AVAILABLE ARE PENGUINS

A/C ONLY	A/C ONLY	A/C ONLY	A/C ONLY	A/C ONLY
<ul style="list-style-type: none"> IF UNIT IS USING A MECHANICAL ADB (KNOBS IN THE CEILING ASSEM.) ORDER: 650016 CXX1C = WHITE – CXX1J0 = BLACK & NEW UNIVERSAL ADB: 3314853.000 IF THE UNIT IS USING AN ANALOG WALL THERMOSTAT ORDER: 651916 HXX1C0-01=WHITE/HXX1J0-01=BLACK & A NEW C/T WALL THERMOSTAT & NEW ADB: 3316250.700 = WHITE T-STAT 3316250.712 = BLACK T-STAT 3314850.000 = NEW ADB 	ORDER: 651916HXX1C0-01 = WHITE 651916HXX1J0-01 = BLACK AND NEW ADB: 3314850.000	ORDER: 651916HXX1C0-01 = WHITE 651916HXX1J0-01 = BLACK IF ORIGINAL MODEL WAS 459196; ORDER NEW ADB: 3314850.000	ORDER: 651816HXX1C0-01 = WHITE 651816HXX1J0-01 = BLACK IF ORIGINAL MODEL WAS 459186; ORDER NEW ADB: 3314850.000	ORDER: 651816HXX1C0-01 = WHITE 651816HXX1J0-01 = BLACK ORDER NEW ADB: 3314850.000 *IF THE UNIT WAS ISOLATED TO JUST ONE ZONE CHANGE THE WALL THERMOSTAT TO A 10 BUTTON CCC II. 3314082.011 = WHITE T-STAT 3314082.000 = BLACK T-STAT *IF THE UNIT WAS IN LINE WITH MULTIPLE ZONES, ORDER CONVERSION KIT FOR THE NEW AC CONVERSOIN KIT: 3313107.119
	THERMOSTAT ONLY	THERMOSTAT ONLY	THERMOSTAT ONLY	
	ORDER: 3316250.700 = WHITE T-STAT 3316250.712 = BLACK T-STAT	ORDER: 3316250.700 = WHITE T-STAT 3316250.712 = BLACK T-STAT	ORDER: 3314082.011 = WHITE T-STAT 3314082.000 = BLACK T-STAT	
	CONTROL BOX ONLY	CONTROL BOX ONLY	CONTROL BOX ONLY	
THERMOSTAT OR CONTROL BOX	ORDER COMPLETE KIT: 3316234.700 = WHITE T-STAT 3316234.716 = BLACK T-STAT OPEN CONTROL BOX AND MOVE REV VALVE WIRE FROM Y5 TO Y10	ORDER COMPLETE KIT: 3316234.700 = WHITE T-STAT 3316234.716 = BLACK T-STAT	ORDER: 3312020.000	THERMOSTAT ONLY
	IF EITHER FAIL, NEED TO REPLACE BOTH WITH COMPLETE CT KIT 3316234.700 = WHITE T-STAT 3316234.716 = BLACK T-STAT OPEN CONTROL BOX AND MOVE REV VALVE WIRE FROM Y5 TO Y10			ORDER: 3109228.001 = WHITE T-STAT 3109228.019 = BLACK T-STAT
AIR DISTRIBUTION BOX	ADB ONLY	ADB ONLY	ADB ONLY	CONTROL BOX ONLY
	ORDER: 3314850.000	ORDER: 3314850.000	ORDER: 3314850.000	ORDER: 3109226.005
				ADB ONLY
				ORDER: 3314850.000



BRISK AIR / BRISK AIR II HEAT PUMP – DUCTED – REPLACEMENT

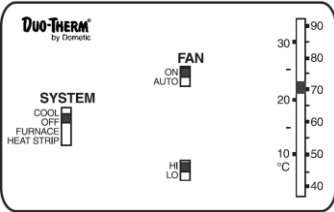
WHAT IS YOUR MODEL NUMBER?

45914 / B59146 = 15,000 BTU = NLA	459156 = 15,000 BTU = NLA	459196 / B59196 = 15,000 BTU = NLA	459186 / B59186 = 15,000 BTU = NLA	59136 / 459136 = 15,000 BTU = NLA
-----------------------------------	---------------------------	------------------------------------	------------------------------------	-----------------------------------

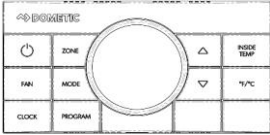
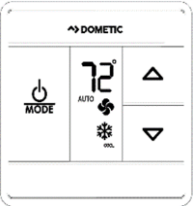
ARE YOU REPLACING THE A/C, RETURN AIR GRILL, CONTROL BOX, OR THERMOSTAT?

BRISK HEAT PUMPS ARE NLA ACROSS ALL MODELS – ONLY REPLACEMENTS AVAILABLE ARE PENGUINS


A/C ONLY	A/C ONLY	A/C ONLY	A/C ONLY	A/C ONLY
ORDER: 651916 HXX1C0-01=WHITE/HXX1J0-01=BLACK & A NEW C/T WALL THERMOSTAT 3316250.700 = WHITE T-STAT 3316250.712 = BLACK T-STAT	ORDER: 651916HXX1C0-01 = WHITE 651916HXX1J0-01 = BLACK	ORDER: 651916HXX1C0-01 = WHITE 651916HXX1J0-01 = BLACK	ORDER: 651816HXX1C0-01 = WHITE 651816HXX1J0-01 = BLACK	ORDER: 651816HXX1C0-01 = WHITE 651816HXX1J0-01 = BLACK *IF THE UNIT WAS ISOLATED TO JUST ONE ZONE CHANGE THE WALL THERMOSTAT TO A 10 BUTTON CCC II. 3314082.011 = WHITE T-STAT 3314082.000 = BLACK T-STAT *IF THE UNIT WAS IN LINE WITH MULTIPLE ZONES, ORDER CONVERSION KIT FOR THE NEW AC CONVERSOIN KIT: 3313107.107
	THERMOSTAT ONLY	THERMOSTAT ONLY	THERMOSTAT ONLY	
THERMOSTAT OR CONTROL BOX	ORDER: 3316250.700 = WHITE T-STAT 3316250.712 = BLACK T-STAT	ORDER: 3316250.700 = WHITE T-STAT 3316250.712 = BLACK T-STAT	ORDER: 3314082.011 = WHITE T-STAT 3314082.000 = BLACK T-STAT	
IF EITHER FAIL, NEED TO REPLACE BOTH WITH COMPLETE CT KIT 3316234.700 = WHITE T-STAT 3316234.716 = BLACK T-STAT OPEN CONTROL BOX AND MOVE REV VALVE WIRE FROM Y5 TO Y10				
	CONTROL BOX ONLY	CONTROL BOX ONLY	CONTROL BOX ONLY	
	ORDER COMPLETE KIT: 3316234.700 = WHITE T-STAT 3316234.716 = BLACK T-STAT OPEN CONTROL BOX AND MOVE REV VALVE WIRE FROM Y5 TO Y10	ORDER COMPLETE KIT: 3316234.700 = WHITE T-STAT 3316234.716 = BLACK T-STAT	ORDER: 3312020.000	
RETURN AIR GRILL ONLY				THERMOSTAT ONLY
ORDER: 3317404.000				ORDER: 3109228.001 = WHITE T-STAT 3109228.019 = BLACK T-STAT



RETURN AIR GRILL ONLY	RETURN AIR GRILL ONLY	RETURN AIR GRILL ONLY	CONTROL BOX ONLY
ORDER: 3317404.000	ORDER: 3317404.000	ORDER: 3317404.000	ORDER: 3109226.005



RETURN AIR GRILL ONLY
ORDER: 3317404.000



BRISK II HIGH EFFICIENCY – NON DUCTED – REPLACEMENT

NO HEAT STRIP
OPTION AVAILABLE
FOR THIS
INSTALLATION TYPE

WHAT IS YOUR MODEL NUMBER?

52528/59529 = NLA UPGRADE TO B59530

59530/459530 = B59530

*NEW MODEL NUMER ENDING

.XX1C0 = WHITE SHROUD

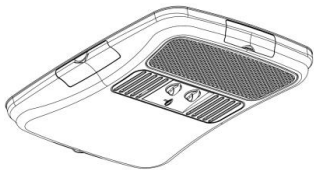
.XX1J0 = BLACK SHROUD

IF THE UNIT IS CONTROLLED MANUALLY WITH AN ADB (KNOBS ON THE CEILING BOX)

REPLACING A/C OR ADB?

ORDER: A/C
B59530

ORDER: ADB
3314854.000



IF THE UNIT IS CONTROLLED WITH A WALL THERMOSTAT

ARE YOU REPLACING THE A/C, ADB, CONTROL BOX OR THERMOSTAT?

ORDER: A/C
B59530

ORDER: ADB
3314850.000

CONTROL BOXES
& THERMOSTATS

WHAT THERMOSTAT DO YOU HAVE?

ANALOG	SINGLE ZONE – C/T	CCC (5 BUTTON)	CCC II (10 BUTTON)	BI-METAL
ANALOG CONTROL KITS ARE NLA – SEE SINGLE ZONE – C/T KITS (INCLUDE THERMOSTAT AND CONTROL BOX). IF EITHER ANALOG CONTROL BOX OR THERMOSTAT FAILS BOTH MUST BE REPLACED.	CONTROL KIT (BOX & T-STAT) FOR COOL / FURNACE 3316230.700 = WHITE 3316230.714 = BLACK	NO LONGER OFFERED AS NEW INSTALLATION. CONTROL BOXES AND THERMOSTATS ARE AVAILABLE FOR REPLACEMENT ONLY. THERMOSTAT ONLY 3109228.001 = WHITE 3109228.019 = BLACK	THERMOSTAT ONLY 3314082.011 = WHITE 3314082.000 = BLACK CONTROL BOX (WITHOUT T-STAT) 3312020.000	NO LONGER AVAILABLE – CONVERT SYSTEM TO SPECIAL CT KIT (NEW THERMOSTAT AND CONTROL BOX) CONTROL KIT: 3316155.000 ONLY AVAILABLE IN WHITE T-STAT *NO HEAT STRIP OPTION AVAILABLE
	THERMOSTAT ONLY 3316250.700 = WHITE 3316250.712 = BLACK			

BRISK II HIGH EFFICIENCY – NON DUCTED – NEW INSTALLATION

NO HEAT STRIP
OPTION AVAILABLE
FOR THIS
INSTALLATION TYPE

B59530

WHAT TYPE OF INSTALLATION DO YOU WANT?

*NEW MODEL NUMBER ENDING
.XX1C0 = WHITE SHROUD
.XX1J0 = BLACK SHROUD

DO YOU WANT MECHANICAL CONTROLS (KNOBS ON ADB – NO WALL THERMOSTAT)?

DO YOU WANT A WALL THERMOSTAT?

FOR MECHANICALLY CONTROLLED INSTALLATIONS

FOR WALL THERMOSTAT INSTALLATIONS

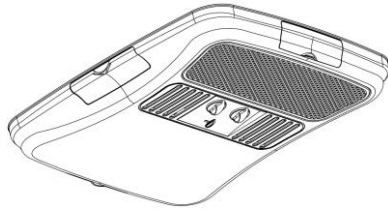
ORDER: A/C
B59530

ORDER: ADB
3314854.000

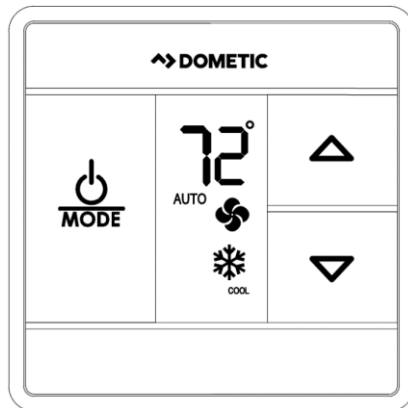
ORDER: A/C
B59530

ORDER: ADB
3314850.000

CONTROL BOXES
& THERMOSTATS



NOTE:
SINGLE ZONE INSTALLATIONS
ONLY USE (3) 16-22 GAUGE
WIRES THROUGH THE WALL.



WHAT THERMOSTAT DO YOU NEED?

C/T

CONTROL KIT (BOX & T-STAT) FOR
COOL / FURNACE
3316230.700 = WHITE
3316230.714 = BLACK

THERMOSTAT ONLY
3316250.700 = WHITE
3316250.712 = BLACK

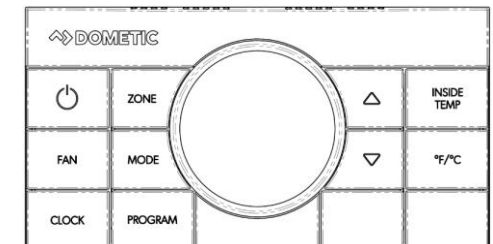
CCC II (10 BUTTON)

THERMOSTAT ONLY
3314082.011 = WHITE
3314082.000 = BLACK

CONTROL BOX (WITHOUT T-STAT)
3312020.000

NOTE:
MULTI-ZONE INSTALLATIONS
USE A DATA CABLE
THROUGH THE WALL THAT
LOOKS LIKE STANDARD
TELEPHONE CABLE.
HOWEVER, POLARITY IS
DIFFERENT AND A
STANDARD TELEPHONE
CABLE **WILL NOT WORK.**

STRAIGHT THROUGH
COMMUNICATION CABLE
PART NUMBERS:
18 FT. = 3106614.013
40 FT. = 3308013.022



BRISK II HIGH EFFICIENCY – DUCTED – REPLACEMENT

NO HEAT STRIP
OPTION AVAILABLE
FOR THIS
INSTALLATION TYPE

WHAT IS YOUR MODEL NUMBER?

52528/59529 = NLA UPGRADE TO B59530

59530/459530 = B59530

* NEW MODEL NUMBER ENDING
.XX1C0 = WHITE SHROUD
.XX1J0 = BLACK SHROUD

ARE YOU REPLACING THE A/C, CONTROL BOX, THERMOSTAT, OR CEILING ASSEMBLY (RETURN AIR GRILL)?

REPLACING A/C

ORDER: A/C
B59530


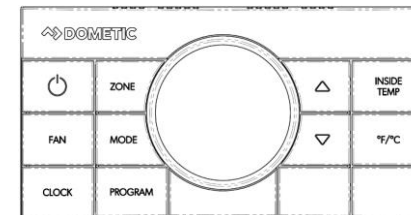
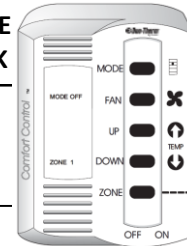
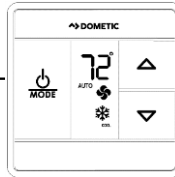
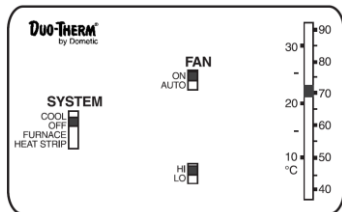
CEILING ASSEMBLY (RETURN AIR GRILL)

ORDER
3317404.000

CONTROL KIT, BOX, OR THERMOSTAT

WHAT THERMOSTAT DO YOU HAVE?

ANALOG	SINGLE ZONE – C/T	CCC (5 BUTTON)	CCC II (10 BUTTON)	BI-METAL
ANALOG CONTROL KITS ARE NLA – SEE SINGLE ZONE – C/T KITS (INCLUDE THERMOSTAT AND CONTROL BOX). IF EITHER ANALOG CONTROL BOX OR THERMOSTAT FAILS BOTH MUST BE REPLACED.	CONTROL KIT (BOX & T-STAT) FOR COOL / FURNACE 3316230.700 = WHITE 3316230.714 = BLACK	NO LONGER OFFERED AS NEW INSTALLATION. CONTROL BOXES AND THERMOSTATS ARE AVAILABLE FOR REPLACEMENT ONLY.	THERMOSTAT ONLY 3314082.011 = WHITE 3314082.000 = BLACK	NO LONGER AVAILABLE – CONVERT SYSTEM TO SPECIAL CT KIT (NEW THERMOSTAT AND CONTROL BOX) CONTROL KIT: 3316155.000 ONLY AVAILABLE IN WHITE T-STAT *NO HEAT STRIP OPTION AVAILABLE
	THERMOSTAT ONLY 3316250.700 = WHITE 3316250.712 = BLACK		CONTROL BOX (WITHOUT T-STAT) 3312020.000	



BRISK II HIGH EFFICIENCY – DUCTED – NEW INSTALLATION

NO HEAT STRIP
OPTION AVAILABLE
FOR THIS
INSTALLATION TYPE

B59530

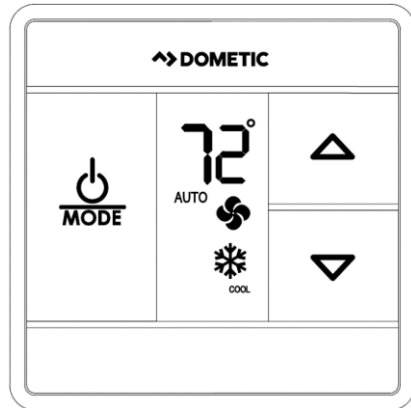
* MODEL NUMBER ENDING
.XX1C0 = WHITE SHROUD
.XX1J0 = BLACK SHROUD

WHAT THERMOSTAT DO YOU WANT?

C/T

NOTE:

SINGLE ZONE INSTALLATIONS
ONLY USE (3) 16-22 GAUGE
WIRES THROUGH THE WALL.



CONTROL KIT (BOX & T-STAT) FOR
COOL / FURNACE
3316230.700 = WHITE
3316230.714 = BLACK

THERMOSTAT ONLY
3316250.700 = WHITE
3316250.712 = BLACK

RETURN AIR GRILLE (QUICK COOL
VENT)
3317404.000

NOTE:

MULTI-ZONE INSTALLATIONS
USE A DATA CABLE
THROUGH THE WALL THAT
LOOKS LIKE STANDARD
TELEPHONE CABLE.
HOWEVER, POLARITY IS
DIFFERENT AND A
STANDARD TELEPHONE
CABLE **WILL NOT WORK.**

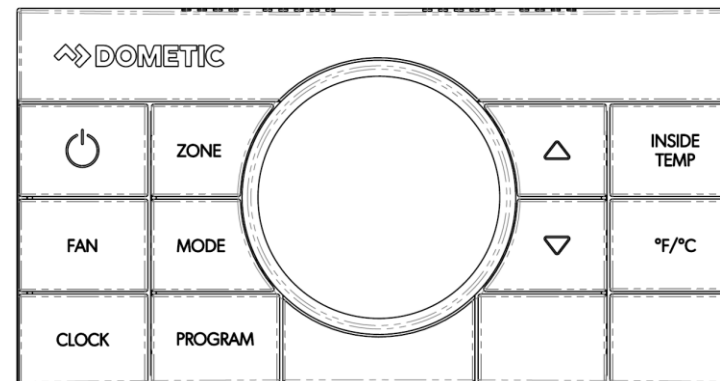
STRAIGHT THROUGH
COMMUNICATION CABLE
PART NUMBERS:
18 FT. = 3106614.013
40 FT. = 3308013.022

CCC II (10 BUTTON)

THERMOSTAT ONLY
3314082.011 = WHITE
3314082.000 = BLACK

CONTROL BOX (WITHOUT T-STAT)
3312020.000

RETURN AIR GRILLE (QUICK COOL
VENT)
3317404.000



COMMERCIAL GRADE – NON DUCTED – REPLACEMENT

WHAT IS YOUR MODEL NUMBER?

477915 = 13,500 BTU – NLA UPGRADE TO 15,000 = B79516

479516 = B79516 = 15,000 BTU

*NEW MODEL NUMER ENDING

.XX1C0 = WHITE SHROUD

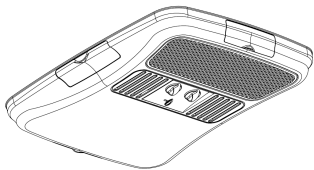
.XX1J0 = BLACK SHROUD

IF THE UNIT IS CONTROLLED MANUALLY WITH AN ADB (KNOBS ON THE CEILING BOX)

REPLACING A/C OR ADB?

ORDER: A/C
B79516 – IF UNIT
WAS 477915 AND
USED OLDER ADB –
MUST ALSO
REPLACE NEW
UNIVERSAL ADB –
3314851.000

ORDER: ADB
3314851.000



OPTIONAL HEAT STRIP
PART NUMBER
3314998.000
*ONLY COMPATIBLE WITH
NEWER UNIVERSAL ADB

IF THE UNIT IS CONTROLLED WITH A WALL THERMOSTAT

ARE YOU REPLACING THE A/C, ADB, CONTROL BOX OR THERMOSTAT?

ORDER: A/C
B79516

ORDER: ADB
3314850.000

CONTROL BOXES
& THERMOSTATS

WHAT THERMOSTAT DO YOU HAVE?

ANALOG	SINGLE ZONE – C/T	CCC (5 BUTTON)	CCC II (10 BUTTON)	BI-METAL
ANALOG CONTROL KITS ARE NLA – SEE SINGLE ZONE – C/T KITS (INCLUDE THERMOSTAT AND CONTROL BOX). IF EITHER ANALOG CONTROL BOX OR THERMOSTAT FAILS BOTH MUST BE REPLACED.	CONTROL KIT (BOX & T-STAT) FOR COOL / FURNACE 3316230.700 = WHITE 3316230.714 = BLACK	NO LONGER OFFERED AS NEW INSTALLATION. CONTROL BOXES AND THERMOSTATS ARE AVAILBLE FOR REPLACEMENT ONLY.	THERMOSTAT ONLY 3314082.011 = WHITE 3314082.000 = BLACK	NO LONGER AVAILABLE – CONVERT SYSTEM TO SPECIAL CT KIT (NEW THERMOSTAT AND CONTROL BOX) CONTROL KIT: 3316155.000 ONLY AVAILABLE IN WHITE T-STAT *NO HEAT STRIP OPTION AVAILABLE
	THERMOSTAT ONLY 3316250.700 = WHITE 3316250.712 = BLACK	THERMOSTAT ONLY 3109228.001 = WHITE 3109228.019 = BLACK	CONTROL BOX (WITHOUT T-STAT) 3312020.000	
	HEAT STRIP CONTROL KIT W/ T-STAT 3316232.700 = WHITE 3316232.710 = BLACK	CONTROL BOX (WITHOUT T-STAT) 3109226.005		

COMMERCIAL GRADE – NON DUCTED – NEW INSTALLATION

B79516 = 15,00 BTU

WHAT TYPE OF INSTALLATION DO YOU WANT?

*NEW MODEL NUMBER ENDING
.XX1C0 = WHITE SHROUD
.XX1J0 = BLACK SHROUD

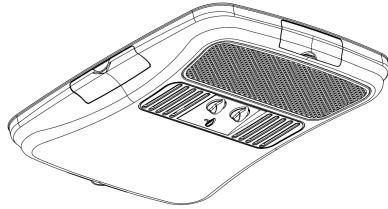
DO YOU WANT MECHANICAL CONTROLS (KNOBS ON ADB – NO WALL THERMOSTAT)?

DO YOU WANT A WALL THERMOSTAT?

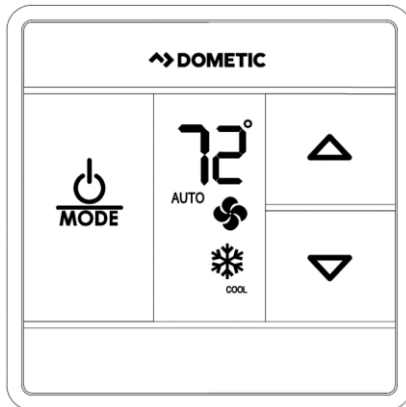
FOR MECHANICALLY CONTROLLED INSTALLATIONS

ORDER: A/C
B79516 = 15K BTU

ORDER: ADB
3314851.000



NOTE:
SINGLE ZONE INSTALLATIONS
ONLY USE (3) 16-22 GAUGE
WIRES THROUGH THE WALL.



OPTIONAL HEAT STRIP
PART NUMBER
3314998.000
*ONLY COMPATIBLE WITH
NEWER UNIVERSAL ADB

FOR WALL THERMOSTAT INSTALLATIONS

ORDER: A/C
B79516 = 15K BTU

ORDER: ADB
3314850.000

CONTROL BOXES
& THERMOSTATS

WHAT THERMOSTAT DO YOU NEED?

C/T

CONTROL KIT (BOX & T-STAT) FOR
COOL / FURNACE
3316230.700 = WHITE
3316230.714 = BLACK

THERMOSTAT ONLY
3316250.700 = WHITE
3316250.712 = BLACK

HEAT STRIP CONTROL KIT W/ T-STAT
3316232.700 = WHITE
3316232.710 = BLACK

NOTE:

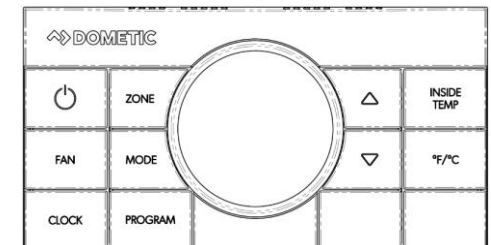
MULTI-ZONE INSTALLATIONS
USE A DATA CABLE
THROUGH THE WALL THAT
LOOKS LIKE STANDARD
TELEPHONE CABLE.
HOWEVER, POLARITY IS
DIFFERENT AND A
STANDARD TELEPHONE
CABLE **WILL NOT WORK.**

STRAIGHT THROUGH
COMMUNICATION CABLE
PART NUMBERS:
18 FT. = 3106614.013
40 FT. = 3308013.022

CCC II (10 BUTTON)

THERMOSTAT ONLY
3314082.011 = WHITE
3314082.000 = BLACK

CONTROL BOX (WITHOUT T-STAT)
3312020.000



COMMERCIAL GRADE – DUCTED – REPLACEMENT

WHAT IS YOUR MODEL NUMBER?

477915 = 13,500 BTU – NLA UPGRADE TO 15,000 = B79516

479516 = B79516 = 15,000 BTU

* NEWMODEL NUMER ENDING
.XX1C0 = WHITE SHROUD
.XX1J0 = BLACK SHROUD

ARE YOU REPLACING THE A/C, CONTROL BOX, THERMOSTAT, OR CEILING ASSEMBLY (RETURN AIR GRILL)?

REPLACING A/C

CEILING ASSEMBLY (RETURN AIR GRILL)

CONTROL KIT, BOX, OR THERMOSTAT

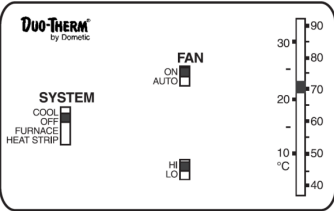
OPTIONAL HEAT STRIP
PART NUMBER
3315450.000
NOT INTERCHANGABLE

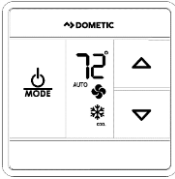
ORDER: A/C
B79516 = 15K BTU

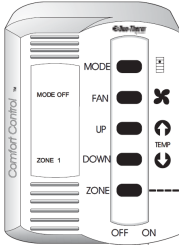
ORDER
3317404.000

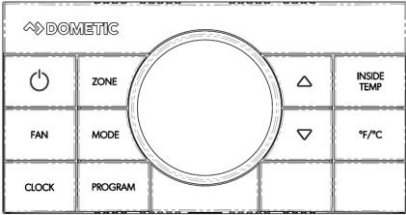
WHAT THERMOSTAT DO YOU HAVE?


ANALOG	SINGLE ZONE – C/T	CCC (5 BUTTON)	CCC II (10 BUTTON)	BI-METAL
ANALOG CONTROL KITS ARE NLA – SEE SINGLE ZONE – C/T KITS (INCLUDE THERMOSTAT AND CONTROL BOX). IF EITHER ANALOG CONTROL BOX OR THERMOSTAT FAILS BOTH MUST BE REPLACED.	CONTROL KIT (BOX & T-STAT) FOR COOL / FURNACE 3316230.700 = WHITE 3316230.714 = BLACK	NO LONGER OFFERED AS NEW INSTALLATION. CONTROL BOXES AND THERMOSTATS ARE AVAILABLE FOR REPLACEMENT ONLY.	THERMOSTAT ONLY 3314082.011 = WHITE 3314082.000 = BLACK	NO LONGER AVAILABLE – CONVERT SYSTEM TO SPECIAL CT KIT (NEW THERMOSTAT AND CONTROL BOX) CONTROL KIT: 3316155.000 ONLY AVAILABLE IN WHITE T-STAT *NO HEAT STRIP OPTION AVAILABLE
	THERMOSTAT ONLY 3316250.700 = WHITE 3316250.712 = BLACK	THERMOSTAT ONLY 3109228.001 = WHITE 3109228.019 = BLACK	CONTROL BOX (WITHOUT T-STAT) 3312020.000	
	HEAT STRIP CONTROL KIT W/ T-STAT 3316232.700 = WHITE 3316232.710 = BLACK	CONTROL BOX (WITHOUT T-STAT) 3109226.005		











COMMERCIAL GRADE – DUCTED – NEW INSTALLATION

B79516 = 15,000 BTU

* MODEL NUMER ENDING

.XX1C0 = WHITE SHROUD

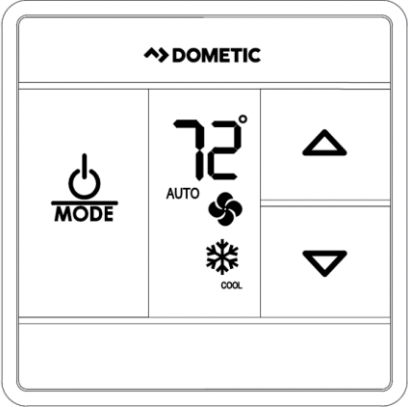
.XX1J0 = BLACK SHROUD

WHAT THERMOSTAT DO YOU WANT?

C/T

NOTE:

SINGLE ZONE INSTALLATIONS
ONLY USE (3) 16-22 GAUGE
WIRES THROUGH THE WALL.



CONTROL KIT (BOX & T-STAT) FOR
COOL / FURNACE

3316230.700 = WHITE

3316230.714 = BLACK

THERMOSTAT ONLY

3316250.700 = WHITE

3316250.712 = BLACK

HEAT STRIP CONTROL KIT W/ T-STAT

3316232.700 = WHITE

3316232.710 = BLACK

RETURN AIR GRILLE (QUICK COOL
VENT)

3317404.000

OPTIONAL HEAT STRIP PART
NUMBER

3315450.000

(MUST HAVE CORRESPONDING
CONTROL KIT ABOVE)

CCC II (10 BUTTON)

NOTE:

MULTI-ZONE INSTALLATIONS
USE A DATA CABLE
THROUGH THE WALL THAT
LOOKS LIKE STANDARD
TELEPHONE CABLE.
HOWEVER, POLARITY IS
DIFFERENT AND A
STANDARD TELEPHONE
CABLE **WILL NOT WORK.**

STRAIGHT THROUGH
COMMUNICATION CABLE
PART NUMBERS:

18 FT. = 3106614.013

40 FT. = 3308013.022

THERMOSTAT ONLY

3314082.011 = WHITE

3314082.000 = BLACK

CONTROL BOX (WITHOUT T-STAT)

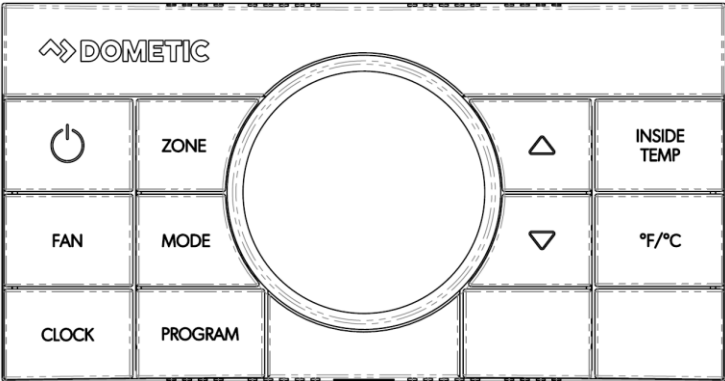
3312020.000

RETURN AIR GRILLE (QUICK COOL
VENT)

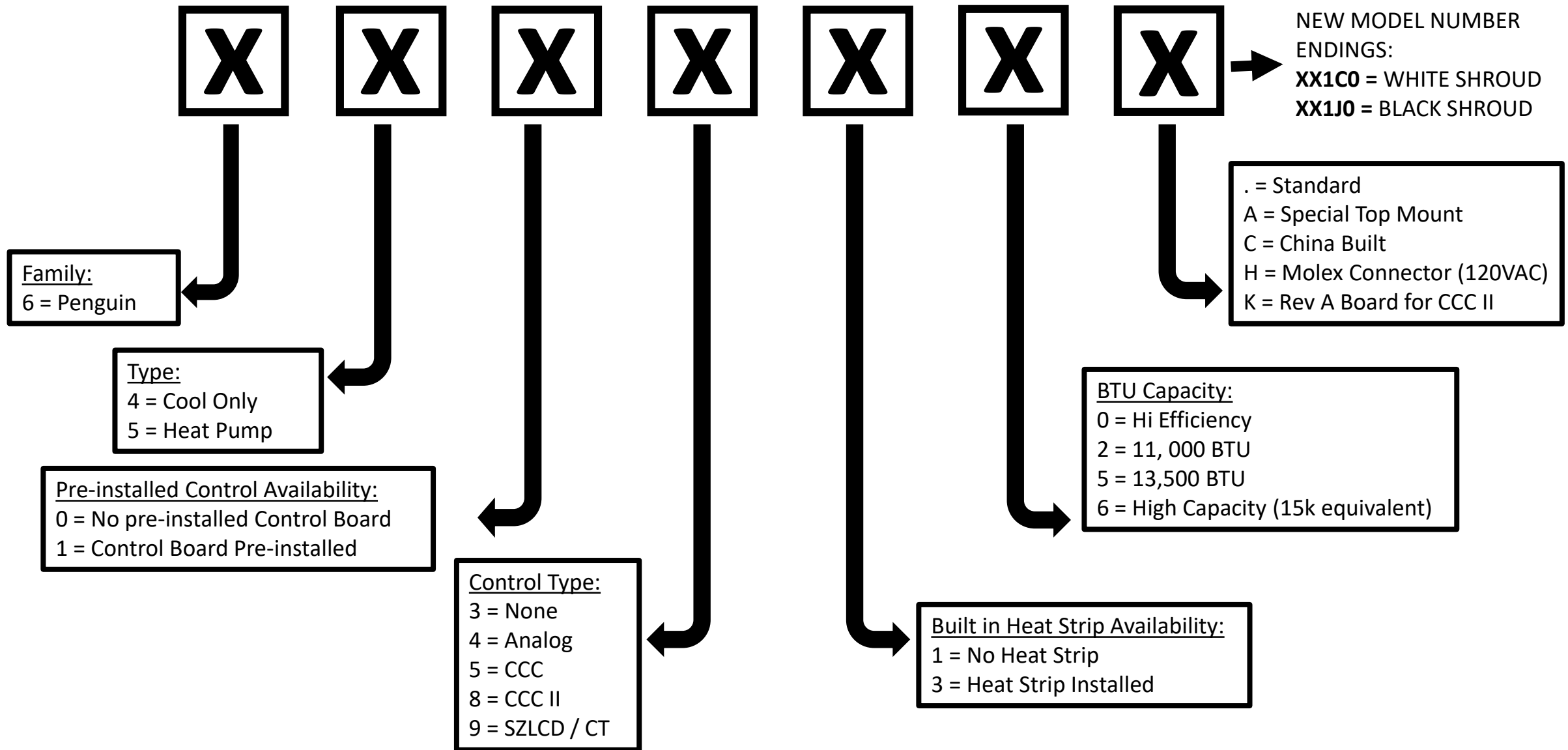
3317404.000

OPTIONAL HEAT STRIP PART
NUMBER

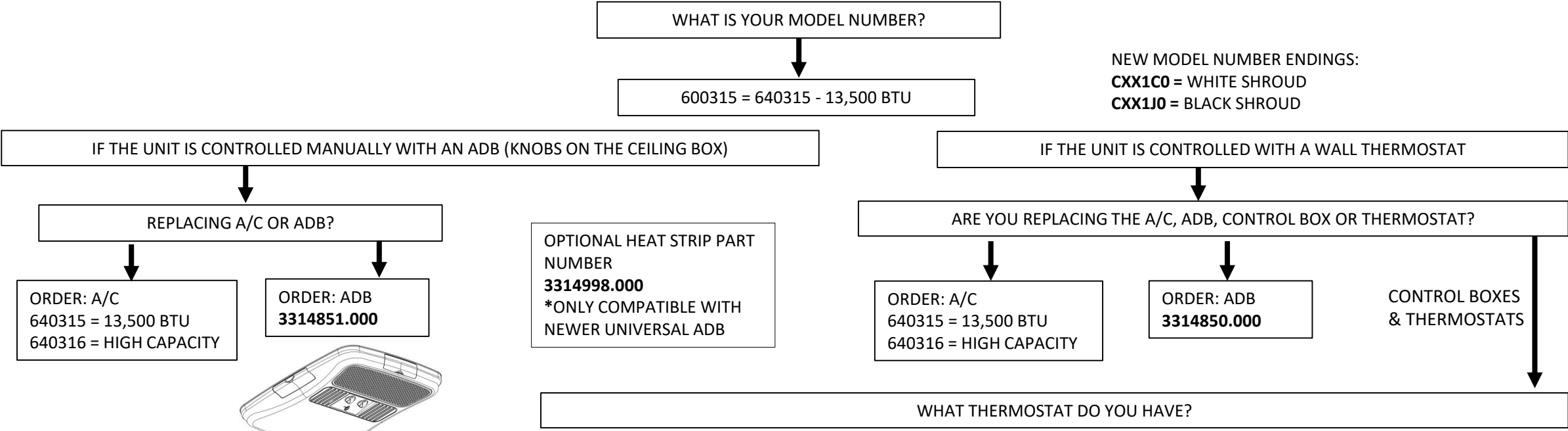
3315450.000



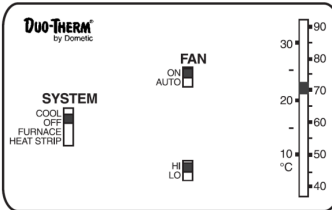
PENGUIN II FAMILY AC MODEL BREAKDOWN

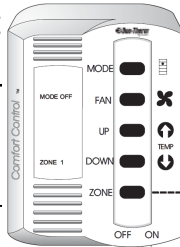


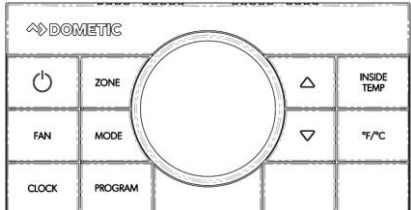
PENGUIN COOL ONLY – NON DUCTED – REPLACEMENT




ANALOG	SINGLE ZONE – C/T	CCC (5 BUTTON)	CCC II (10 BUTTON)	BI-METAL
ANALOG CONTROL KITS ARE NLA – SEE SINGLE ZONE – C/T KITS (INCLUDE THERMOSTAT AND CONTROL BOX). IF EITHER ANALOG CONTROL BOX OR THERMOSTAT FAILS BOTH MUST BE REPLACED.	CONTROL KIT (BOX & T-STAT) FOR COOL / FURNACE 3316230.700 = WHITE 3316230.714 = BLACK	NO LONGER OFFERED AS NEW INSTALLATION. CONTROL BOXES AND THERMOSTATS ARE AVAILBLE FOR REPLACEMENT ONLY.	THERMOSTAT ONLY 3314082.011 = WHITE 3314082.000 = BLACK	NO LONGER AVAILABLE – CONVERT SYSTEM TO SPECIAL CT KIT (NEW THERMOSTAT AND CONTROL BOX) CONTROL KIT: 3316155.000 ONLY AVAILABLE IN WHITE T-STAT *NO HEAT STRIP OPTION AVAILABLE
	THERMOSTAT ONLY 3316250.700 = WHITE 3316250.712 = BLACK	THERMOSTAT ONLY 3109228.001 = WHITE 3109228.019 = BLACK	CONTROL BOX (WITHOUT T-STAT) 3312020.000	
	HEAT STRIP CONTROL KIT W/ T-STAT 3316232.700 = WHITE 3316232.710 = BLACK	CONTROL BOX (WITHOUT T-STAT) 3109226.005		









PENGUIN II COOL ONLY – NON DUCTED – NEW INSTALLATION

HOW MANY BTU'S DO YOU WANT?

640315 = 13,500 BTU

640316 = HIGH CAPACITY

NEW MODEL NUMBER ENDINGS:

CXX1C0 = WHITE SHROUD

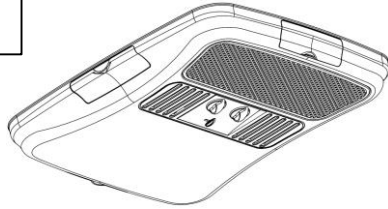
CXX1J0 = BLACK SHROUD

DO YOU WANT MECHANICAL CONTROLS (KNOBS ON ADB – NO WALL THERMOSTAT)?

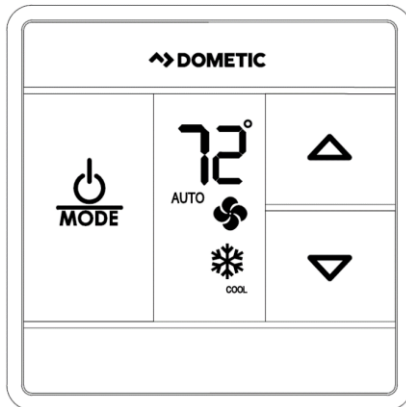
FOR MECHANICALLY CONTROLLED INSTALLATIONS

ORDER: A/C
640315 = 13,500 BTU
640316 = HIGH CAPACITY

ORDER: ADB
3314851.000



NOTE:
SINGLE ZONE INSTALLATIONS
ONLY USE (3) 16-22 GAUGE
WIRES THROUGH THE WALL.



OPTIONAL HEAT STRIP
PART NUMBER
3314998.000
*ONLY COMPATIBLE WITH
NEWER UNIVERSAL ADB

DO YOU WANT A WALL THERMOSTAT?

FOR WALL THERMOSTAT INSTALLATIONS

ORDER: A/C
640315 = 13,500 BTU
640316 = HIGH CAPACITY

ORDER: ADB
3314850.000

CONTROL BOXES
& THERMOSTATS

WHAT THERMOSTAT DO YOU NEED?

C/T

CONTROL KIT (BOX & T-STAT) FOR
COOL / FURNACE
3316230.700 = WHITE
3316230.714 = BLACK

THERMOSTAT ONLY
3316250.700 = WHITE
3316250.712 = BLACK

HEAT STRIP CONTROL KIT W/ T-STAT
3316232.700 = WHITE
3316232.710 = BLACK

NOTE:

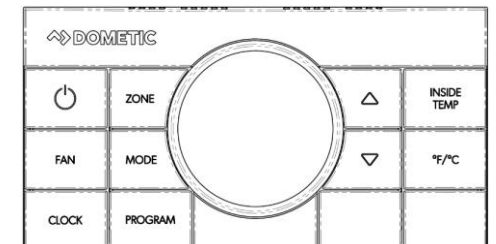
MULTI-ZONE INSTALLATIONS
USE A DATA CABLE
THROUGH THE WALL THAT
LOOKS LIKE STANDARD
TELEPHONE CABLE.
HOWEVER, POLARITY IS
DIFFERENT AND A
STANDARD TELEPHONE
CABLE **WILL NOT WORK.**

STRAIGHT THROUGH
COMMUNICATION CABLE
PART NUMBERS:
18 FT. = 3106614.013
40 FT. = 3308013.022

CCC II (10 BUTTON)

THERMOSTAT ONLY
3314082.011 = WHITE
3314082.000 = BLACK

CONTROL BOX (WITHOUT T-STAT)
3312020.000



PENGUIN II COOL ONLY – DUCTED – REPLACEMENT

NO HEAT STRIP
OPTION AVAILABLE
FOR THIS
INSTALLATION TYPE

WHAT IS YOUR MODEL NUMBER?

600315 = 640315 – 13,500 BTU

NEW MODEL NUMBER ENDINGS:
CXX1C0 = WHITE SHROUD
CXX1J0 = BLACK SHROUD

ARE YOU REPLACING THE A/C, CONTROL BOX, THERMOSTAT, OR CEILING ASSEMBLY (RETURN AIR GRILL)?

REPLACING A/C

ORDER: A/C
640315 = 13,500 BTU
640316 = HIGH CAPACITY

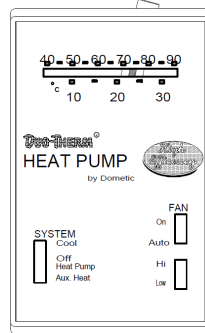
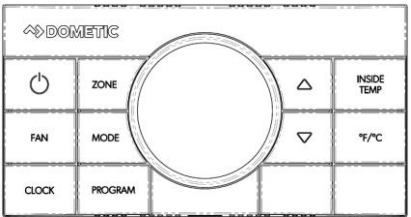
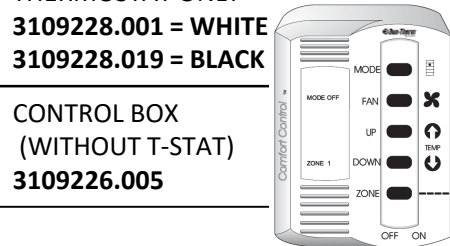
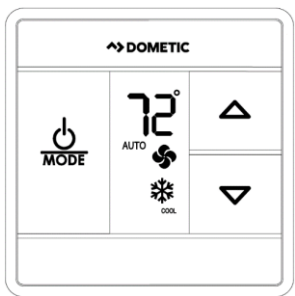
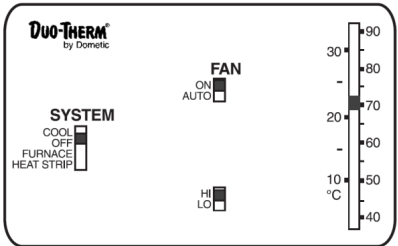
CEILING ASSEMBLY (RETURN AIR GRILL)

ORDER
3317404.000

CONTROL KIT, BOX, OR THERMOSTAT

WHAT THERMOSTAT DO YOU HAVE?

ANALOG	SINGLE ZONE – C/T	CCC (5 BUTTON)	CCC II (10 BUTTON)	BI-METAL
ANALOG CONTROL KITS ARE NLA – SEE SINGLE ZONE – C/T KITS (INCLUDE THERMOSTAT AND CONTROL BOX). IF EITHER ANALOG CONTROL BOX OR THERMOSTAT FAILS BOTH MUST BE REPLACED.	CONTROL KIT (BOX & T-STAT) FOR COOL / FURNACE 3316230.700 = WHITE 3316230.714 = BLACK	NO LONGER OFFERED AS NEW INSTALLATION. CONTROL BOXES AND THERMOSTATS ARE AVAILBLE FOR REPLACEMENT ONLY.	THERMOSTAT ONLY 3314082.011 = WHITE 3314082.000 = BLACK	NO LONGER AVAILABLE – CONVERT SYSTEM TO SPECIAL CT KIT (NEW THERMOSTAT AND CONTROL BOX) CONTROL KIT: 3316155.000 ONLY AVAILABLE IN WHITE T-STAT *NO HEAT STRIP OPTION AVAILABLE
	THERMOSTAT ONLY 3316250.700 = WHITE 3316250.712 = BLACK	THERMOSTAT ONLY 3109228.001 = WHITE 3109228.019 = BLACK	CONTROL BOX (WITHOUT T-STAT) 3312020.000	



PENGUIN II COOL ONLY – DUCTED – NEW INSTALLATION

HOW MANY BTU'S DO YOU WANT?

640315 = 13,500 BTU

640316 = HIGH CAPCITY

NEW MODEL NUMBER ENDINGS:

CXX1C0 = WHITE SHROUD

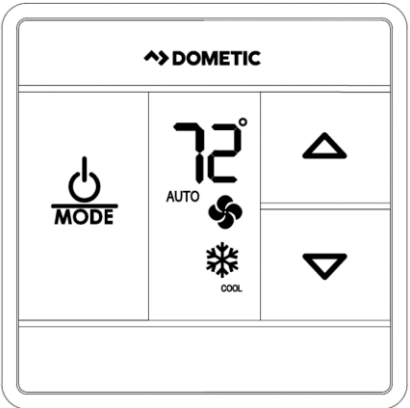
CXX1J0 = BLACK SHROUD

WHAT THERMOSTAT DO YOU WANT?

C/T

NOTE:

SINGLE ZONE INSTALLATIONS
ONLY USE (3) 16-22 GAUGE
WIRES THROUGH THE WALL.



CONTROL KIT (BOX & T-STAT) FOR
COOL / FURNACE

3316230.700 = WHITE

3316230.714 = BLACK

THERMOSTAT ONLY

3316250.700 = WHITE

3316250.712 = BLACK

RETURN AIR GRILLE (QUICK COOL
VENT)

3317404.000

NO HEAT STRIP OPTION AVAILABLE
FOR THIS INSTALLATION TYPE

NOTE:

MULTI-ZONE INSTALLATIONS
USE A DATA CABLE
THROUGH THE WALL THAT
LOOKS LIKE STANDARD
TELEPHONE CABLE.
HOWEVER, POLARITY IS
DIFFERENT AND A
STANDARD TELEPHONE
CABLE **WILL NOT WORK.**

STRAIGHT THROUGH
COMMUNICATION CABLE
PART NUMBERS:

18 FT. = 3106614.013

40 FT. = 3308013.022

CCC II (10 BUTTON)

THERMOSTAT ONLY

3314082.011 = WHITE

3314082.000 = BLACK

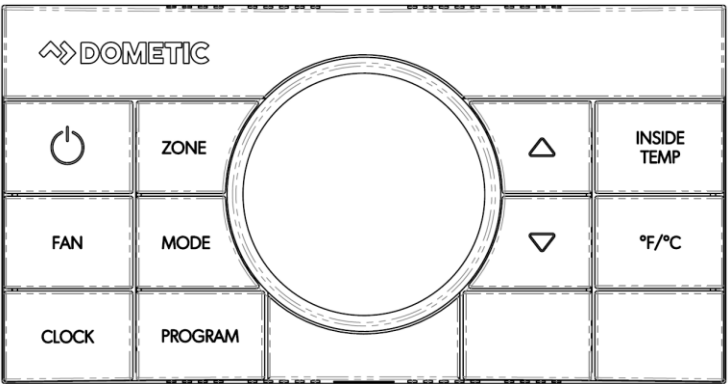
CONTROL BOX (WITHOUT T-STAT)

3312020.000

RETURN AIR GRILLE (QUICK COOL
VENT)

3317404.000

NO HEAT STRIP OPTION AVAILABLE
FOR THIS INSTALLATION TYPE



PENGUIN/HIGH EFFICIENCY – NON DUCTED – REPLACEMENT

NO HEAT STRIP
OPTION AVAILABLE
FOR THIS
INSTALLATION TYPE

WHAT IS YOUR MODEL NUMBER?

600312/640312 11K = 640310 HIGH EFFICIENCY

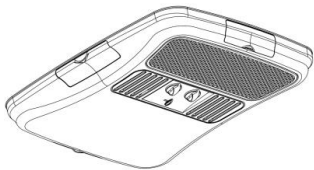
*NEW MODEL NUMER ENDING
CXX1C0 = WHITE SHROUD
CXX1J0 = BLACK SHROUD

IF THE UNIT IS CONTROLLED MANUALLY WITH AN ADB (KNOBS ON THE CEILING BOX)

REPLACING A/C OR ADB?

ORDER: A/C
640310

ORDER: ADB
3314854.000



IF THE UNIT IS CONTROLLED WITH A WALL THERMOSTAT

ARE YOU REPLACING THE A/C, ADB, CONTROL BOX OR THERMOSTAT?

ORDER: A/C
640310

ORDER: ADB
3314850.000

CONTROL BOXES
& THERMOSTATS

WHAT THERMOSTAT DO YOU HAVE?

ANALOG	SINGLE ZONE – C/T	CCC (5 BUTTON)	CCC II (10 BUTTON)	BI-METAL
ANALOG CONTROL KITS ARE NLA – SEE SINGLE ZONE – C/T KITS (INCLUDE THERMOSTAT AND CONTROL BOX). IF EITHER ANALOG CONTROL BOX OR THERMOSTAT FAILS BOTH MUST BE REPLACED.	CONTROL KIT (BOX & T-STAT) FOR COOL / FURNACE 3316230.700 = WHITE 3316230.714 = BLACK THERMOSTAT ONLY 3316250.700 = WHITE 3316250.712 = BLACK	NO LONGER OFFERED AS NEW INSTALLATION. CONTROL BOXES AND THERMOSTATS ARE AVAILABLE FOR REPLACEMENT ONLY. THERMOSTAT ONLY 3109228.001 = WHITE 3109228.019 = BLACK CONTROL BOX (WITHOUT T-STAT) 3109226.005	THERMOSTAT ONLY 3314082.011 = WHITE 3314082.000 = BLACK CONTROL BOX (WITHOUT T-STAT) 3312020.000	NO LONGER AVAILABLE – CONVERT SYSTEM TO SPECIAL CT KIT (NEW THERMOSTAT AND CONTROL BOX) CONTROL KIT: 3316155.000 ONLY AVAILABLE IN WHITE T-STAT *NO HEAT STRIP OPTION AVAILABLE

PENGUIN HIGH EFFICIENCY – NON DUCTED – NEW INSTALLATION

NO HEAT STRIP
OPTION AVAILABLE
FOR THIS
INSTALLATION TYPE

640310

WHAT TYPE OF INSTALLATION DO YOU WANT?

*NEW MODEL NUMER ENDING
CXX1C0 = WHITE SHROUD
CXX1J0 = BLACK SHROUD

DO YOU WANT MECHANICAL CONTROLS (KNOBS ON ADB – NO WALL THERMOSTAT)?

DO YOU WANT A WALL THERMOSTAT?

FOR MECHANICALLY CONTROLLED INSTALLATIONS

FOR WALL THERMOSTAT INSTALLATIONS

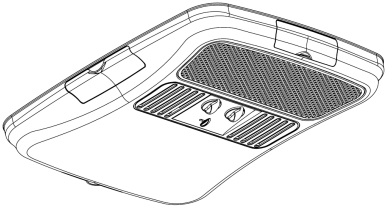
ORDER: A/C
640310

ORDER: ADB
3314854.000

ORDER: A/C
640310

ORDER: ADB
3314850.000

CONTROL BOXES
& THERMOSTATS



WHAT THERMOSTAT DO YOU NEED?

C/T

CONTROL KIT (BOX & T-STAT) FOR
COOL / FURNACE
3316230.700 = WHITE
3316230.714 = BLACK

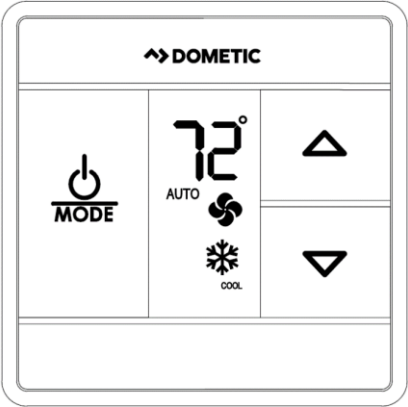
THERMOSTAT ONLY
3316250.700 = WHITE
3316250.712 = BLACK

CCC II (10 BUTTON)

THERMOSTAT ONLY
3314082.011 = WHITE
3314082.000 = BLACK

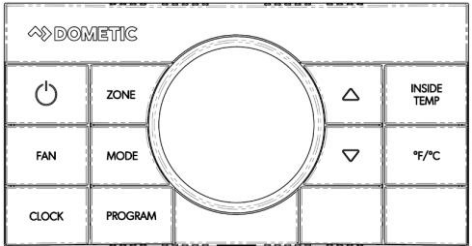
CONTROL BOX (WITHOUT T-STAT)
3312020.000

NOTE:
SINGLE ZONE INSTALLATIONS
ONLY USE (3) 16-22 GAUGE
WIRES THROUGH THE WALL.



NOTE:
MULTI-ZONE INSTALLATIONS
USE A DATA CABLE
THROUGH THE WALL THAT
LOOKS LIKE STANDARD
TELEPHONE CABLE.
HOWEVER, POLARITY IS
DIFFERENT AND A
STANDARD TELEPHONE
CABLE **WILL NOT WORK.**

STRAIGHT THROUGH
COMMUNICATION CABLE
PART NUMBERS:
18 FT. = 3106614.013
40 FT. = 3308013.022



PENGUIN/ HIGH EFFICIENCY – DUCTED – REPLACEMENT

NO HEAT STRIP
OPTION AVAILABLE
FOR THIS
INSTALLATION TYPE

WHAT IS YOUR MODEL NUMBER?

600312/640312 11K = 640310 HIGH EFFICIENCY

ARE YOU REPLACING THE A/C, CONTROL BOX, THERMOSTAT, OR CEILING ASSEMBLY (RETURN AIR GRILL)?

REPLACING A/C

ORDER: A/C
640310

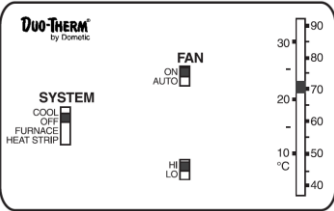
CEILING ASSEMBLY (RETURN AIR GRILL)

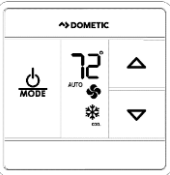
ORDER
3317404.000

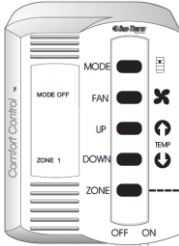
CONTROL KIT, BOX, OR THERMOSTAT

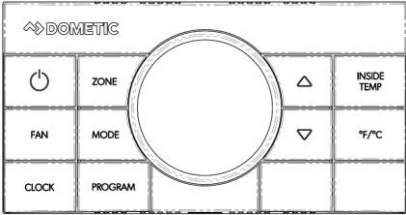
WHAT THERMOSTAT DO YOU HAVE?

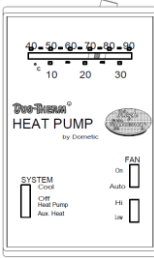
ANALOG	SINGLE ZONE – C/T	CCC (5 BUTTON)	CCC II (10 BUTTON)	BI-METAL
ANALOG CONTROL KITS ARE NLA – SEE SINGLE ZONE – C/T KITS (INCLUDE THERMOSTAT AND CONTROL BOX). IF EITHER ANALOG CONTROL BOX OR THERMOSTAT FAILS BOTH MUST BE REPLACED.	CONTROL KIT (BOX & T-STAT) FOR COOL / FURNACE 3316230.700 = WHITE 3316230.714 = BLACK	NO LONGER OFFERED AS NEW INSTALLATION. CONTROL BOXES AND THERMOSTATS ARE AVAILABLE FOR REPLACEMENT ONLY.	THERMOSTAT ONLY 3314082.011 = WHITE 3314082.000 = BLACK	NO LONGER AVAILABLE – CONVERT SYSTEM TO SPECIAL CT KIT (NEW THERMOSTAT AND CONTROL BOX) CONTROL KIT: 3316155.000 ONLY AVAILABLE IN WHITE T-STAT *NO HEAT STRIP OPTION AVAILABLE
	THERMOSTAT ONLY 3316250.700 = WHITE 3316250.712 = BLACK	THERMOSTAT ONLY 3109228.001 = WHITE 3109228.019 = BLACK	CONTROL BOX (WITHOUT T-STAT) 3312020.000	











PENGUIN HIGH EFFICIENCY – DUCTED – NEW INSTALLATION

NO HEAT STRIP
OPTION AVAILABLE
FOR THIS
INSTALLATION TYPE

640310

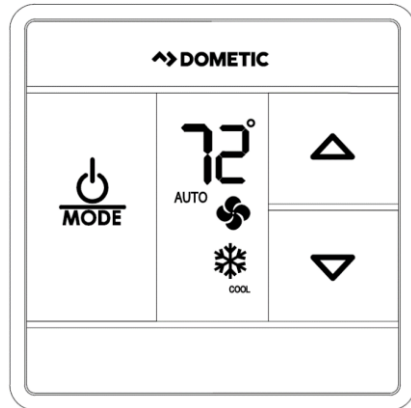
* MODEL NUMBER ENDING
CXX1C0 = WHITE SHROUD
CXX1J0 = BLACK SHROUD

WHAT THERMOSTAT DO YOU WANT?

C/T

NOTE:

SINGLE ZONE INSTALLATIONS
ONLY USE (3) 16-22 GAUGE
WIRES THROUGH THE WALL.



CONTROL KIT (BOX & T-STAT) FOR
COOL / FURNACE
3316230.700 = WHITE
3316230.714 = BLACK

THERMOSTAT ONLY
3316250.700 = WHITE
3316250.712 = BLACK

RETURN AIR GRILLE (QUICK COOL
VENT)
3317404.000

NOTE:

MULTI-ZONE INSTALLATIONS
USE A DATA CABLE
THROUGH THE WALL THAT
LOOKS LIKE STANDARD
TELEPHONE CABLE.
HOWEVER, POLARITY IS
DIFFERENT AND A
STANDARD TELEPHONE
CABLE **WILL NOT WORK.**

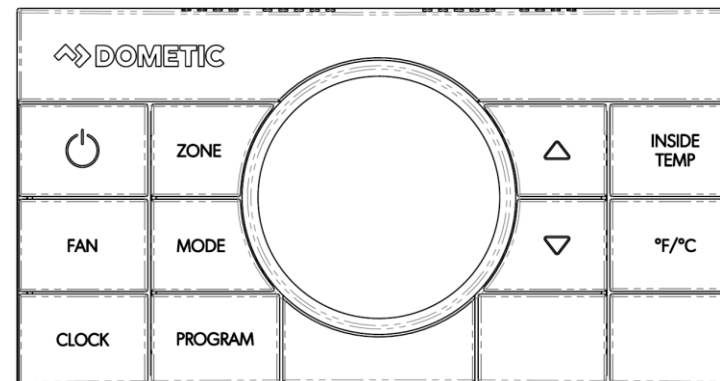
STRAIGHT THROUGH
COMMUNICATION CABLE
PART NUMBERS:
18 FT. = 3106614.013
40 FT. = 3308013.022

CCC II (10 BUTTON)

THERMOSTAT ONLY
3314082.011 = WHITE
3314082.000 = BLACK

CONTROL BOX (WITHOUT T-STAT)
3312020.000

RETURN AIR GRILLE (QUICK COOL
VENT)
3317404.000



PENGUIN II COOL ONLY – PRE-INSTALLED MULTI-ZONE CONTROLS

WHAT IS YOUR MODEL NUMBER?

NEW MODEL NUMBER ENDINGS:

CXX1C0 = WHITE SHROUD

CXX1J0 = BLACK SHROUD

620525/641515/641815 = 641816 – HIGH CAPACITY (NO HEAT STRIP)

620515/641535 = 641835 – 13,500 BTU (WITH HEAT STRIP)

620526/641516 = 641816 – HIGH CAPACITY (NO HEAT STRIP)

ARE YOU REPLACING THE A/C, CONTROL BOARD, THERMOSTAT, OR CEILING ASSEMBLY (RETURN AIR GRILL), OR DOING A NEW INSTALLATION?

REPLACING OR NEW INSTALL A/C

CEILING ASSEMBLY

CONTROL BOARD OR THERMOSTAT

ORDER: A/C

641835 = 13,500 BTU (WITH HS)

641816 = HIGH CAPACITY (NO HS)

*IF DOING A NEW INSTALLATION, ORDER NEW 10
BUTTON CCC2 WALL THERMOSTAT

3109228.001 = WHITE

3109228.019 = BLACK

*IF UNIT WAS ORIGINALLY USING A 5 BUTTON CCC WALL
THERMOSTAT AND HAS MORE THAN ONE A/C BEING
CONTROLLED BY THE THERMOSTAT, THE REMAINING ACs
WILL NEED 3312022.000 EACH AND 10 BUTTON CCC2
THERMOSTAT.

*IF THE UNIT WAS USING A 5 BUTTON AND IS ISOLATED
TO ONE ZONE / ONE AC, CHANGE THE THERMOSTAT TO A
10 BUTTON CCC II

3314082.011 = WHITE

3314082.000 = BLACK

ORDER

DUCTED: **3317404.000**

NON-DUCTED: **3314850.000**

WHAT THERMOSTAT DO YOU HAVE?

CCC (5 BUTTON)

CCC II (10 BUTTON)

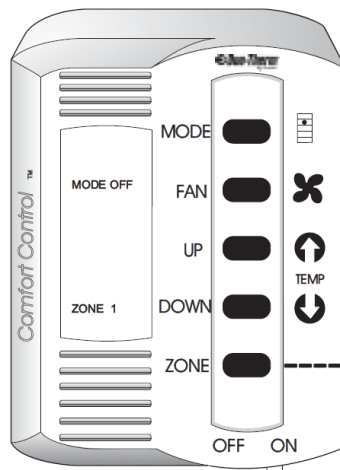
NO LONGER OFFERED AS NEW
INSTALLATION. CONTROL BOARD
AND THERMOSTATS ARE AVAILBLE
FOR REPLACEMENT ONLY.

THERMOSTAT ONLY
3109228.001 = WHITE
3109228.019 = BLACK

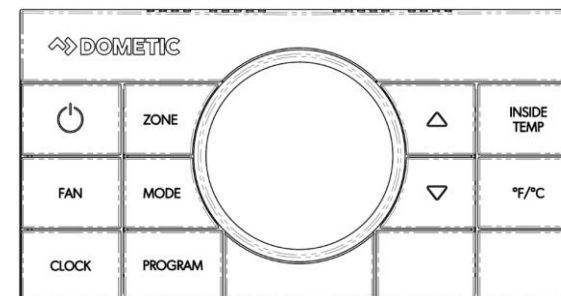
CONTROL BOARD
(WITHOUT T-STAT)
3311557.000

THERMOSTAT ONLY
3314082.011 = WHITE
3314082.000 = BLACK

CONTROL BOARD (WITHOUT T-STAT)
3312022.000



NOTE: MULTI-ZONE INSTALLATIONS USE A DATA CABLE THROUGH THE WALL THAT LOOKS LIKE STANDARD TELEPHONE
CABLE. HOWEVER, POLARITY IS DIFFERENT AND A STANDARD TELEPHONE CABLE **WILL NOT WORK**.
STRAIGHT THROUGH COMMUNICATION CABLE PART NUMBERS: **18 FT. = 3106614.013** - **40 FT. = 3308013.022**



PENGUIN II HEAT PUMP – PRE-INSTALLED MULTI-ZONE CONTROLS

NO HEAT STRIP
OPTION AVAILABLE
FOR THIS
INSTALLATION TYPE

WHAT IS YOUR MODEL NUMBER?

630035/630515/651515 = 651815 – 13,500 BTU

630516/651516 = 651816 – HIGH CAPACITY

NEW MODEL NUMBER ENDINGS:
HXX1C0-01 = WHITE SHROUD
HXX1J0-01 = BLACK SHROUD

ARE YOU REPLACING THE A/C, CONTROL BOARD, THERMOSTAT, OR CEILING ASSEMBLY (RETURN AIR GRILL), OR DOING A NEW INSTALLATION?

REPLACING OR NEW INSTALL A/C

CEILING ASSEMBLY

CONTROL BOARD OR THERMOSTAT

ORDER: A/C
651815 = 13,500 BTU
651816 = HIGH CAPACITY

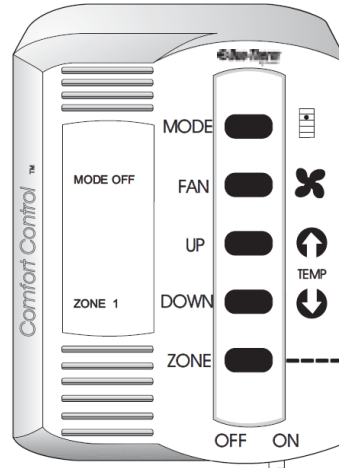
*IF DOING A NEW INSTALLATION, ORDER NEW 10
BUTTON CCC2 WALL THERMOSTAT
3109228.001 = **WHITE**
3109228.019 = **BLACK**

*IF UNIT WAS ORIGINALLY USING A 5 BUTTON CCC WALL
THERMOSTAT AND HAS MORE THAN ONE A/C BEING
CONTROLLED BY THE THERMOSTAT, THE NEW AC WILL
NEED A CONVERSION KIT TO MAKE IT COMPATIBLE WITH
THE EXSISTING SYSTEM.
CONVERSION KIT: **3313107.107**

*IF THE UNIT WAS USING A 5 BUTTON AND IS ISOLATED
TO ONE ZONE / ONE AC, CHANGE THE THERMOSTAT TO A
10 BUTTON CCC II
3314082.011 = **WHITE**
3314082.000 = **BLACK**

ORDER
DUCTED: **3317404.000**
NON-DUCTED: **3314850.000**

WHAT THERMOSTAT DO YOU HAVE?



CCC (5 BUTTON)

NO LONGER OFFERED AS NEW
INSTALLATION. CONTROL BOARD
AND THERMOSTATS ARE AVAILBLE
FOR REPLACEMENT ONLY.

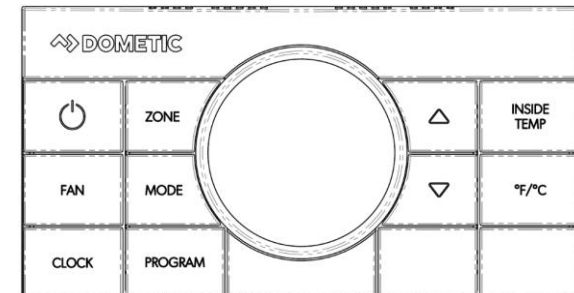
THERMOSTAT ONLY
3109228.001 = **WHITE**
3109228.019 = **BLACK**

CONTROL BOARD
(WITHOUT T-STAT)
3311557.000

CCC II (10 BUTTON)

THERMOSTAT ONLY
3314082.011 = **WHITE**
3314082.000 = **BLACK**

CONTROL BOARD (WITHOUT T-STAT)
3312022.000



NOTE: MULTI-ZONE INSTALLATIONS USE A DATA CABLE THROUGH THE WALL THAT LOOKS LIKE STANDARD TELEPHONE
CABLE. HOWEVER, POLARITY IS DIFFERENT AND A STANDARD TELEPHONE CABLE **WILL NOT WORK**.
STRAIGHT THROUGH COMMUNICATION CABLE PART NUMBERS: **18 FT. = 3106614.013** - **40 FT. = 3308013.022**

PENGUIN II COOL ONLY – PRE-INSTALLED SINGLE-ZONE CONTROLS

WHAT IS YOUR MODEL NUMBER?

NEW MODEL NUMBER ENDINGS:

CXX1C0 = WHITE SHROUD

CXX1J0 = BLACK SHROUD

620415/641415/641915 = 641916 – HIGH CAPACITY (NO HS)

620415/641435/641935 = NLA & NO DIRECT REPLACEMENT W/ HEAT STRIP

620426/641416 = 641916 – HIGH CAPACITY (NO HS)

ARE YOU REPLACING THE A/C, CONTROL BOARD, THERMOSTAT, OR CEILING ASSEMBLY (RETURN AIR GRILL), OR DOING A NEW INSTALLATION?

REPLACING OR NEW INSTALL A/C

CEILING ASSEMBLY

CONTROL BOARD OR THERMOSTAT

ORDER: A/C

641916 = HIGH CAPACITY (NO HS)

*IF DOING A NEW INSTALLATION, ORDER NEW CT WALL THERMOSTAT.

3316250.700 = WHITE

3316250.712 = BLACK

*IF UNIT WAS ORIGINALLY USING A NON-DIGITAL ANALOG WALL THERMOSTAT, CHANGE TO A NEW CT WALL THERMOSTAT. NEW STAT WILL ONLY USE THREE WIRES THROUGH THE WALL. THE LEFT OVER WIRES WILL BE SPARES.

3316250.700 = WHITE

3316250.712 = BLACK

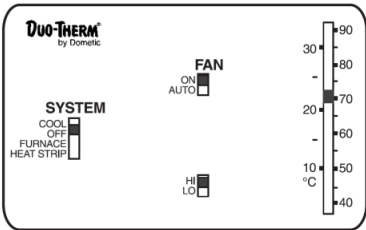
*IF ORIGINAL UNIT WAS NON-DUCTED, THE CEILING ASSEMBLY WILL ALSO NEED CHANGED.

NON-DUCTED ADB: **3314850.000**

ORDER

DUCTED: **3317404.000**

NON-DUCTED: **3314850.000**



WHAT THERMOSTAT DO YOU HAVE?

ANALOG THERMOSTAT

SZLCD / CT (3 BUTTON)

NO LONGER OFFERED AS NEW INSTALLATION. CONTROL BOARD AND THERMOSTATS ARE NLA AND THE COMPLETE A/C UNIT AND WALL THERMOSTAT WILL NEED CHANGED.

ORDER A/C: **641916**

3316250.700 = WHITE T-STAT

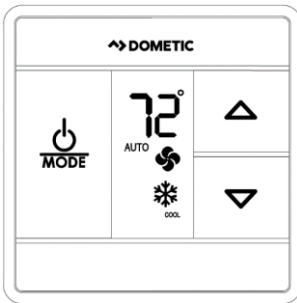
3316250.712 = BLACK T-STAT

*IF UNIT WAS NON DUCTED, THE CEILING ASSEMBLY WILL ALSO NEED CHANGED.

NON-DUCTED ADB: **3314850.000**

THERMOSTAT ONLY
3316250.700 = WHITE T-STAT
3316250.712 = BLACK T-STAT

CONTROL BOARD (WITHOUT T-STAT)
3313107.076



PENGUIN II HEAT PUMP – PRE-INSTALLED SINGLE-ZONE CONTROLS

NO HEAT STRIP
OPTION AVAILABLE
FOR THIS
INSTALLATION TYPE

WHAT IS YOUR MODEL NUMBER?

NEW MODEL NUMBER ENDINGS:

HXX1C0-01 = WHITE SHROUD

HXX1J0-01 = BLACK SHROUD

651915 – 13,500 BTU = NLA CHANGE TO 651916 - HC

651916 = HIGH CAPACITY

ARE YOU REPLACING THE A/C, CONTROL BOARD, THERMOSTAT, OR CEILING ASSEMBLY (RETURN AIR GRILL), OR DOING A NEW INSTALLATION?

REPLACING OR NEW INSTALL A/C

CEILING ASSEMBLY

CONTROL BOARD OR THERMOSTAT

ORDER: A/C
651916 = HIGH CAPACITY

*IF DOING A NEW INSTALLATION, ORDER NEW CT WALL THERMOSTAT.

3316250.700 = WHITE

3316250.712 = BLACK

*IF UNIT WAS ORIGINALLY USING A NON-DIGITAL ANALOG WALL THERMOSTAT, CHANGE TO A NEW CT WALL THERMOSTAT. NEW STAT WILL ONLY USE THREE WIRES THROUGH THE WALL. THE LEFT OVER WIRES WILL BE SPARES.

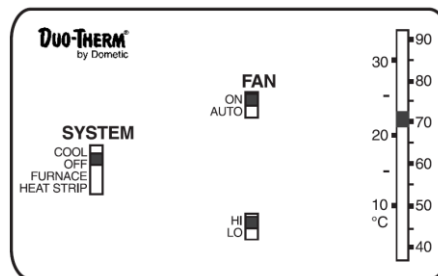
3316250.700 = WHITE

3316250.712 = BLACK

*IF ORIGINAL UNIT WAS NON-DUCTED, THE CEILING ASSEMBLY WILL ALSO NEED CHANGED.

NON-DUCTED ADB: **3314850.000**

ORDER
DUCTED: **3317404.000**
NON-DUCTED: **3314850.000**



WHAT THERMOSTAT DO YOU HAVE?

ANALOG THERMOSTAT

SZLCD / CT (3 BUTTON)

NO LONGER OFFERED AS NEW INSTALLATION. CONTROL BOARD AND THERMOSTATS ARE NLA AND THE COMPLETE A/C UNIT AND WALL THERMOSTAT WILL NEED CHANGED. ORDER A/C: **641916**

3316250.700 = WHITE T-STAT

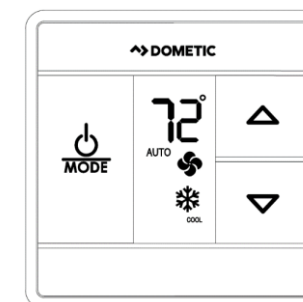
3316250.712 = BLACK T-STAT

*IF UNIT WAS NON DUCTED, THE CEILING ASSEMBLY WILL ALSO NEED CHANGED.

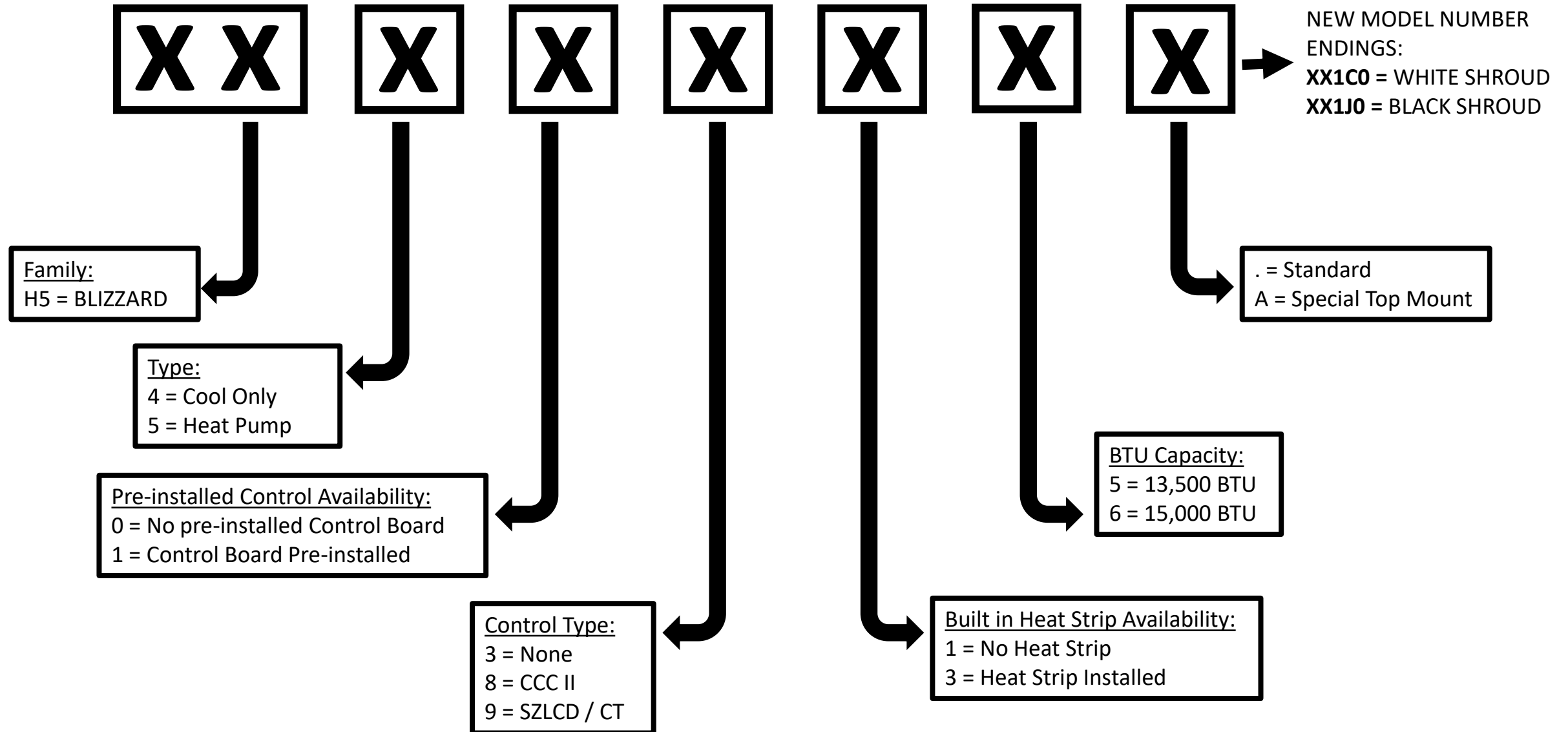
NON-DUCTED ADB: **3314850.000**

THERMOSTAT ONLY
3316250.700 = WHITE T-STAT
3316250.712 = BLACK T-STAT

CONTROL BOARD (WITHOUT T-STAT)
3313107.077



BLIZZARD MODEL BREAKDOWN



BLIZZARD NXT / HIGH PERFORMANCE COOL ONLY – CCC II

HOW MANY BTU'S DO YOU WANT

NEW MODEL NUMBER ENDINGS:

AXX1C0 = WHITE SHROUD

AXX1J0 = BLACK SHROUD

541815 = H541815 = 13,500 BTU

541816 = H541816 = 15,000 BTU

REPLACING OR NEW INSTALL A/C

CEILING ASSEMBLY

CONTROL BOARD OR THERMOSTAT

ORDER: A/C
H541815 = 13,500 BTU
H541816 = 15,000 BTU

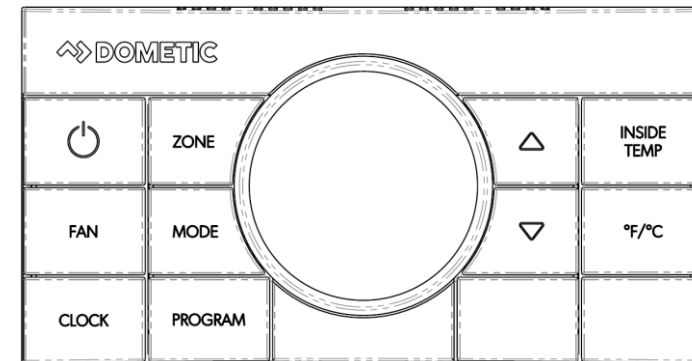
ORDER
DUCTED: **3317404.000**
NON-DUCTED: **3314850.000**
***NOTE:** OFTEN TIMES BLIZZARDS ARE
INSTALLED AS TOP DOWN MOUNT AND
DO NOT UTILIZE A CEILING ASSEMBLY. IT
WOULD BE EVIDENT THIS IS THE TYPE OF
INSTALLATION USED IF THERE IS NO
ACCESS TO THE BOTTOM OF THE AC
FROM THE INSIDE OF THE RV.

CCC II (10 BUTTON)

THERMOSTAT ONLY
3314082.011 = WHITE
3314082.000 = BLACK

CONTROL BOARD (WITHOUT T-STAT)
3312022.000

NOTE: MULTI-ZONE INSTALLATIONS USE
A DATA CABLE THROUGH THE WALL
THAT LOOKS LIKE STANDARD TELEPHONE
CABLE. HOWEVER, POLARITY IS
DIFFERENT AND A STANDARD
TELEPHONE CABLE **WILL NOT WORK**.
STRAIGHT THROUGH COMMUNICATION
CABLE PART NUMBERS:
18 FT. = 3106614.013
40 FT. = 3308013.022



BLIZZARD NXT / HIGH PERFORMANCE HEAT PUMP – CCC II

HOW MANY BTU'S DO YOU WANT

NEW MODEL NUMBER ENDINGS:

AXX1C0 = WHITE SHROUD

AXX1J0 = BLACK SHROUD

551815 = H551815 = 13,500 BTU

551816 = H551816 = 15,000 BTU

REPLACING OR NEW INSTALL A/C

CEILING ASSEMBLY

CONTROL BOARD OR THERMOSTAT

ORDER: A/C
H551815 = 13,500 BTU
H551816 = 15,000 BTU

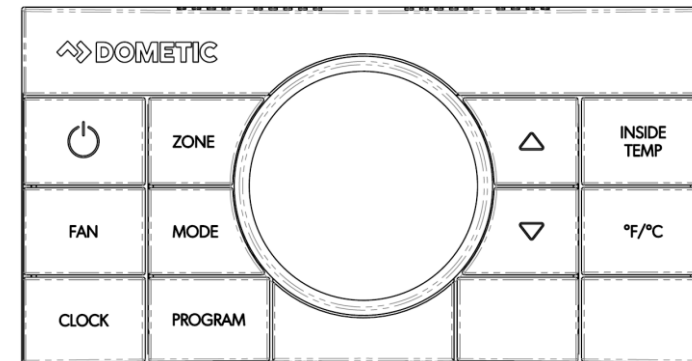
ORDER
DUCTED: **3317404.000**
NON-DUCTED: **3314850.000**
***NOTE:** OFTEN TIMES BLIZZARDS ARE
INSTALLED AS TOP DOWN MOUNT AND
DO NOT UTILIZE A CEILING ASSEMBLY. IT
WOULD BE EVIDENT THIS IS THE TYPE OF
INSTALLATION USED IF THERE IS NO
ACCESS TO THE BOTTOM OF THE AC
FROM THE INSIDE OF THE RV.

CCC II (10 BUTTON)

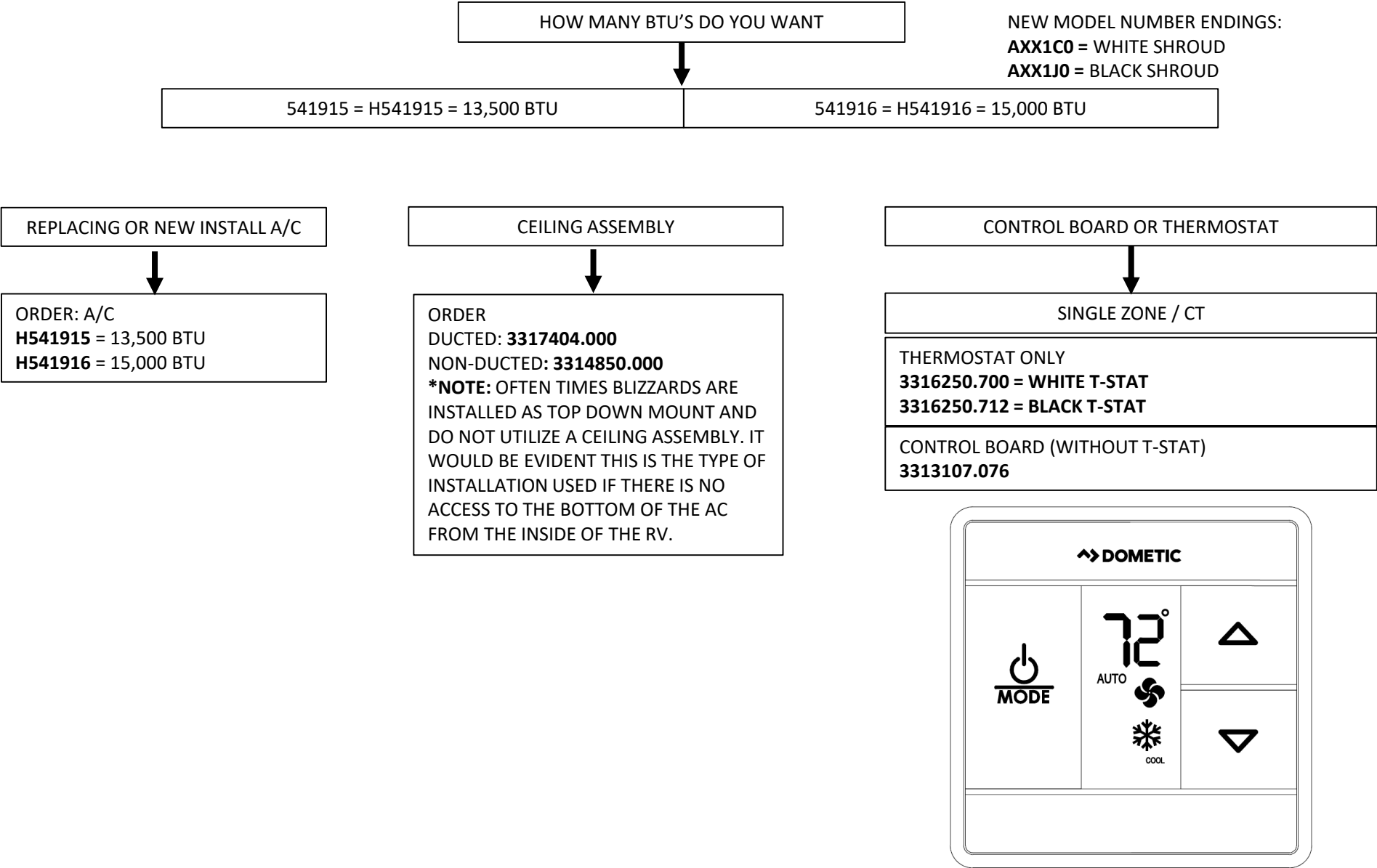
THERMOSTAT ONLY
3314082.011 = WHITE
3314082.000 = BLACK

CONTROL BOARD (WITHOUT T-STAT)
3312022.000

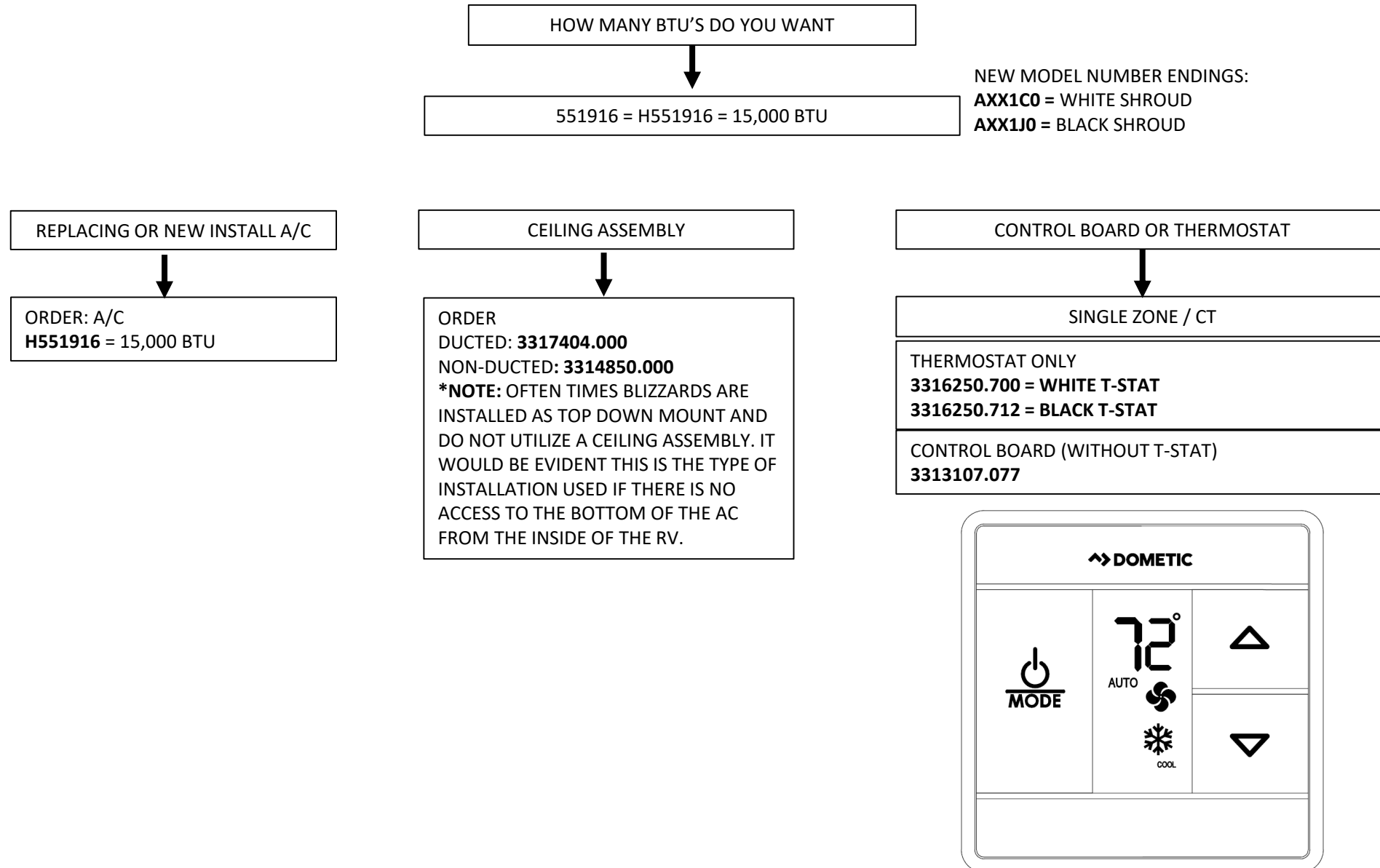
NOTE: MULTI-ZONE INSTALLATIONS USE
A DATA CABLE THROUGH THE WALL
THAT LOOKS LIKE STANDARD TELEPHONE
CABLE. HOWEVER, POLARITY IS
DIFFERENT AND A STANDARD
TELEPHONE CABLE **WILL NOT WORK**.
STRAIGHT THROUGH COMMUNICATION
CABLE PART NUMBERS:
18 FT. = 3106614.013
40 FT. = 3308013.022



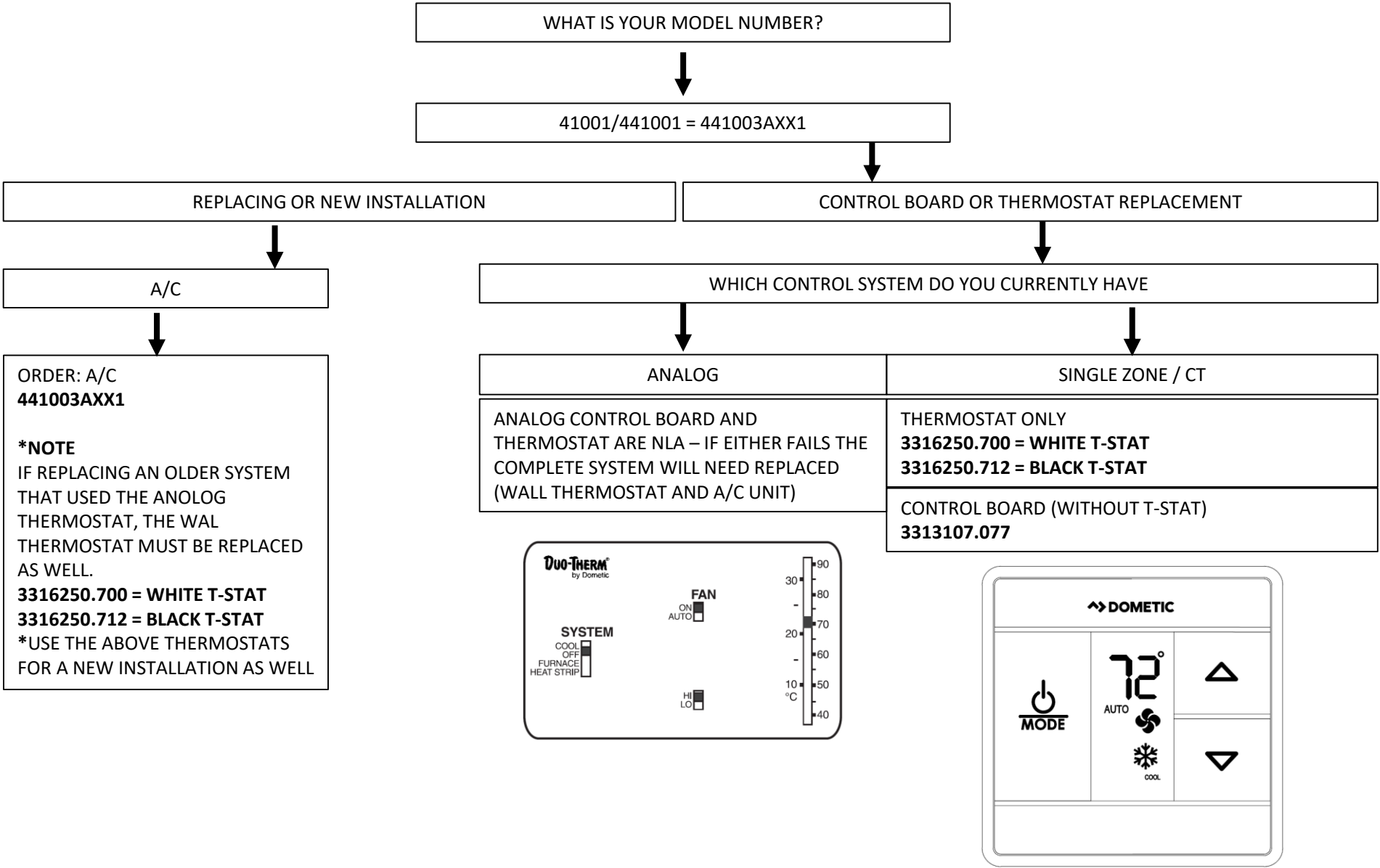
BLIZZARD NXT / HIGH PERFORMANCE COOL ONLY – SINGLE ZONE / CT



BLIZZARD NXT / HIGH PERFORMANCE HEAT PUMP – SINGLE ZONE / CT



COOL CAT HEAT PUMP (SIDE WALL INSTALLATION)



4 Button To 5 Button or CCC II Conversions (If Replacing Controls Only -- For Complete Replacements Use A/C Flow Charts)

Model Numbers/Type	Convert to 5 or CCC II	Required For 1 Unit	Required For Each Additional Unit
Modularized Units			
57908	CCC II	3312020.000 Control Box 3314082.011 (white) or .000 (Blk) Tstat	3312020.000 Control Box
57912	CCC II	3312020.000 Control Box 3314082.011 (white) or .000 (Blk) Tstat	3312020.000 Control Box
57915/457915	CCC II	3312020.000 Control Box 3314082.011 (white) or .000 (Blk) Tstat	3312020.000 Control Box
59516/459516	CCC II	3312020.000 Control Box 3314082.011 (white) or .000 (Blk) Tstat	3312020.000 Control Box
600312/640312	CCC II	3312020.000 Control Box 3314082.011 (white) or .000 (Blk) Tstat	3312020.000 Control Box
600315/640315	CCC II	3312020.000 Control Box 3314082.011 (white) or .000 (Blk) Tstat	3312020.000 Control Box
A/C Only Pre-Installed			
620215	CCC II	3312022.000 Control Board 3314082.011 (white) or .000 (Blk) Tstat 3312303.005 Freeze Control	3312022.000 Control Board 3312303.005 Freeze Control
620315	CCC II	3312022.000 Control Board 3314082.011 (white) or .000 (Blk) Tstat 3312303.005 Freeze Control	3312022.000 Control Board 3312303.005 Freeze Control
620325	CCC II	3312022.000 Control Board 3314082.011 (white) or .000 (Blk) Tstat 3312303.005 Freeze Control	3312022.000 Control Board 3312303.005 Freeze Control
Hi-Efficiency A/C			
59528	CCC II	3312020.000 Control Box 3314082.011 (white) or .000 (Blk) Tstat	3312020.000 Control Box
59529	CCC II	3312020.000 Control Box 3314082.011 (white) or .000 (Blk) Tstat	3312020.000 Control Box
59530	CCC II	3312020.000 Control Box 3314082.011 (white) or .000 (Blk) Tstat	3312020.000 Control Box
Heat Pump Modularized			
59136/459136	5 Button	3310014.000 Conversion Kit	3109226.005 Control Box
630035	5 Button	3310014.000 Conversion Kit	3109226.005 Control Box
Heat Pump Pre-Installed			
630215	5 Button	3310009.000 Conversion Kit	3311557.000 Control Board 3312303.005 Freeze Control

Replacing Old Air Conditioners

*** 15,000 BTU Brisk Air Heat Pump Ducted Electronic Wall T-Stat***

59116.501 59116.502 59116.602

Note: No control only replacement

Replace With:

B59196 Heat Pump

3313189.064 LCD Control Kit

3105935.047 Return Air Grill

Note: 12 volt required

*** 15,000 BTU Brisk Air Ducted Electronic Wall T-Stat***

58925.303 58925.304 58925.602 58925.303

58925.604 58925.313 58925.314 58925.612

58925.613 58925.614 58925.605 58925.615

58915.306 58915.602 58915.603 58915.302

58915.303 58915.304 58915.305 58915.306

58915.301 58915.602 58915.603

Board/T-Stat Only:

3307713.010 Control Kit W/ Thermostat

Complete Replacement:

B57915 Air Conditioner

3304082.011 CCC II T-Stat

3312020.000 CCC II Control Board

3105935.047 Return Air Grill

3106986.007 Adapter Cable (Converts 10 pin ribbon cable to RJ 11 plug)

Note: Wiring will need to be routed from air to control box

Note: 12 volt required

***** BTU Brisk Air Ducted Bi-Metal Wall T-Stat*****

58935.301 58935.302 58935.303 58935.601
58935.603 58935.602

Note: No control only replacement

Complete Replacement:

B57915 Air Conditioner

3104998.020 Bi-Metal Relay Kit

3105935.047 Return Air Grill

Note: Wiring will need to be routed from air to control box

***** 13,500 BTU Brisk Air Manual Controlled Air Box *****

57915.001 57915.007 57915.051 57915.311
57915.502 57915.003 57915.008 57915.301
57915.312 57915.503 57915.005 57915.009
57915.503 57915.403 57915.504 57915.006
57915.010 57915.304 57915.404 57915.601
57915.602 57915.603 57915.611 57915.612
57915.613

Note: No Air Box Only Replacement

Complete Replacement:

B57915 Air Conditioner

3314851.000 Air Box

***** 11,000 BTU Brisk Air Manual Controlled Air Box *****

57912.003 57912.010 57915.602 57912.007
57912.303 57912.009 57912.304 57912.009L
57912.404 57912.009BL 57912.601

Note: No 11,000 BTU Replacement or Air Box Only Replacement

Complete Replacement:

B57915 (13,500 BTU) or B59516 (15,000 BTU) Air Conditioner

3314851.000 Air Box

*** 15,000 BTU Brisk Air Manual Controlled Air Box ***

59046.501 59046.502 59046.503 59046.505
59045.512 59046.515

Note: No Air Box Only Replacement

Complete Replacement:

B59516 Air Conditioner

3314851.000 Air Box

*** 15,000 BTU Brisk Air Ducted Electronic Wall T-Stat ***

59016.501 59016.502 59016.503 59016.505
59016.506 59016.512 59016.513 59016.515
59016.516

Board/T-Stat Only Replacement:

3307713.010 Control Kit W/ Thermostat

Complete Replacement:

B59516 Air Conditioner

3314082.011 CCC II T-Stat

3312020.000 CCC II Control Board

3105935.047 Return Air Grill

3106986.007 Adapter Cable (Converts 10 pin ribbon cable to RJ 11)

Note: Wiring will need to be routed from air to control box

Note: 12 volt required

*** 15,000 BTU Brisk Air Ducted Bi-Metal Wall T-Stat ***

59036.501 59036.513 59036.505 59036.515
59036.506 59036.516

Note: No control only replacement

Complete Replacement:

B59516 Air Conditioner

3316155.000 120V Single Zone LCD Relay kit

3105935.047 Return Air Grill

Note: Wiring will need to be routed from air to control box

***** 7,100 BTU Brisk Air Manual Controlled Air box *****

55908.003 55908.005 55908.009 55908.041

55908.209 55908.409 57908.303 57908.304

57908.403 57908.404

Note: No 7,100 BTU Replacement

Note: No Air Box Only Replacement

Complete Replacement:

B57915 (13,500 BTU) or B59516 (15,000 BTU) Air Conditioner

3314851.000 Air Box

*** 13,500 Btu Penguin Electronic Controlled Ducted or Non-Ducted ***

**620215.321 620215.421 620215.301 620215.302
620215.303**

Ducted Replacements

Control Board/T-Stat Only:

3307713.010 Control Kit W/ Thermostat

Complete Replacement:

641835 Air Conditioner

3314082.011 CCC II T-Stat

3107180.006 Bolt Cover Kit

3105935.047 Return Air Grill

3106986.007 Cable Adapter (Converts 10 pin ribbon cable to RJ 11)

Note: Electronics and heat kit is pre-installed in the upper unit

Note: 12 volt required @ the roof or t-stat location

Non-Ducted Replacements

Control Board/T-Stat Only:

3307713.010 Control Kit W/ Thermostat

Complete Replacement:

641835 Air Conditioner

3314082.011 CCC II T-Stat

3314850.000 Air Box

3106986.007 Cable Adapter (Converts 10 pin ribbon cable to RJ 11)

Note: Electronics and heat kit is pre-installed in the upper unit

Note: 12 volt required @ the roof or t-stat location

*** 11,000 BTU Penguin Manual Controlled Air Box ***

**600312.001 600312.101 600312.103 600312.203
600312.404**

Note: No Air Box Only Replacement

Complete Replacement:

640310 Air Conditioner

3314851.000 Air Box

Note: No heat strip available

*** 13,500 BTU Penguin Manual Controlled Air Box ***

600315.001 600315.101 600315.203 600315.303

600315.304 600315.404

Note: No Air Box Only Replacement

Complete Replacement:

640315 Air Conditioner

3314851.000 Air Box

3314998.000 Heat Strip

*** 11,000 BTU Penguin Ducted Electronic Wall T-Stat ***

620012.301 620012.302

Control Board/T-Stat Only Replacement:

3307713.010 Control Kit W/ Thermostat

Complete Replacement

640312 Air Conditioner

3314082.011 CCC II T-Stat

3312020.000 CCC II Control Board

3105935.047 Return Air Grill

3106986.007 Cable Adapter (Converts 10 pin ribbon cable to RJ 11)

Note: Wiring must be routed from air to control box

Note: 12 volt required

***** Alternate Replacement *****

641815 (13,500 BTU) Air Conditioner

3314082.011 CCC II T-Stat

3107180.006 Bolt Cover Kit

3105935.047 Return Air Grill

3106986.007 Cable Adapter (Converts 10 pin ribbon cable to RJ 11)

Note: Electronics are built into the upper unit

Note: 12 volt required @ roof or t-stat location

***** 13,500 BTU Penguin Electronic Wall T-Stat *****

620015.302 620015.303 620015.301 620015.302

620015.405 620015.307 620015.308 620015.406

Control Board/T-Stat Only Replacement:

3307713.010 Control Kit W/ Thermostat

Complete Replacement:

641815 Air Conditioner

3314082.011 CCC II T-Stat

3107180.006 Bolt Cover Kit

3105935.047 Return Air Grill

3106986.007 Cable Adapter (Converts 10 pin ribbon cable to RJ 11)

Note: 12 Volt required @ roof or t-stat location

***** 13,500 BTU Penguin Wall T-Stat Electronic Air Box *****

610115.305 610115.311 610115.312 610115.313

610015.405

Control Board/T-Stat Only Replacement:

3307713.010 Control Kit W/Thermostat

Complete Replacement:

.305, .311, .312, .313

641835 Air Conditioner W/ Pre-Installed Heat

.405

641815 Air Conditioner

Both Will Need:

3314082.011 CCC II T-Stat

3314850.000 Air Box

3106986.007 Cable Adapter (Converts 10 pin ribbon cable to RJ 11)

Note: 12 volt required @ roof or t-stat location

***** 13,500 BTU Penguin Bi-Metal Wall T-Stat Air Box *****

610315.301 610315.302

Note: No Air Box Only Replacement

Complete Replacement:

640315 Air Conditioner

3316155.000 120v Single Zone LCD Relay

3314850.000 Air Box

Note: No heat strip available

***** 11,000 BTU Penguin Electronic Controlled Air Box *****

620012.001 610012.101 610012.405 610012.103

610012.203

Note: No Air Box Only Replacement Available

Note: No 11,000 BTU/Electronic Air Box Replacement Available

Complete Replacement:

640312 Air Conditioner

3314851.000 Air Box

Note: No heat strip available

***** 13,500 BTU Penguin Electronic Controlled Air Box *****

610015.001 610015.101 610015.102 610015.103

610015.203 610015.306 610015.404

Note: No Air Box Only Replacement Available

Note: No 13,500 BTU/Electronic Air Box Replacement Available

Complete Replacement:

640315 Air Conditioner

3314851.000 Air Box

Note: No heat strip available

Air Command Air Conditioners



**2 Year
Warranty**

Ducted Air Conditioners ALL UNITS WILL NEED DUCTED PLENUM KIT

Part #	Model #	Cool Only/Heat Pump	Color	BTU Equivalent	Installed Weight	Air Movement (CFM)	Thermostat Type	Roof Cutout	Dimensions (H x W x L)	Minimum Generator Size	Decibel Rating
15027	AC-1361 W	Cool Only	White	16,000	84 LBS	330	Digital W/Remote	14X14	13.6" x 26.5" x 39"	2,000 Watt	58 Low/62 High
15032	AC-1361 B	Cool Only	Black	16,000	84 LBS	330	Digital W/Remote	14X14	13.6" x 26.5" x 39"	2,000 Watt	58 Low/62 High
15028	AC-1511 W	Heat Pump	White	18,000	88 LBS	330	Digital W/Remote	14X14	13.6" x 26.5" x 39"	3,000 Watt	58 Low/62 High
15033	AC-1511 B	Heat Pump	Black	18,000	88 LBS	330	Digital W/Remote	14X14	13.6" x 26.5" x 39"	3,000 Watt	58 Low/62 High

Non-Ducted Air Conditioners ALL UNITS WILL NEED NON DUCTED PLENUM KIT

Part #	Model #	Cool Only/Heat Pump	Color	BTU Equivalent	Installed Weight	Air Movement (CFM)	Thermostat Type	Roof Cutout	Dimensions (H x W x L)	Minimum Generator Size	Decibel Rating
15025	AC-1351 W	Cool Only	White	16,000	84 LBS	330	Digital W/Remote	14X14	13.6" x 26.5" x 39"	2,000 Watt	58 Low/62 High
15030	AC-1351 B	Cool Only	Black	16,000	84 LBS	330	Digital W/Remote	14X14	13.6" x 26.5" x 39"	2,000 Watt	58 Low/62 High
15026	AC-1501 W	Heat Pump	White	18,000	88 LBS	330	Digital W/Remote	14X14	13.6" x 26.5" x 39"	3,000 Watt	58 Low/62 High
15031	AC-1501 B	Heat Pump	Black	18,000	88 LBS	330	Digital W/Remote	14X14	13.6" x 26.5" x 39"	3,000 Watt	58 Low/62 High

Required Accessories

					Part #	Color	Description		
					15022	White	Ducted plenum kit - Includes ceiling assembly,		
					15021	White	Non-Ducted plenum kit - Includes ceiling assembly,		

Common Replacement Parts & Optional Accessories

					Part #	Color	Description		
					15024	N/A	Molex Universal A/C Installation Electrical Connections		
					15050	White	Top Shroud		
					15051	Black	Top Shroud		
					15089	N/A	Converts Dometic or Coleman to Atwood		
					15082	N/A	Installation Roof Gasket		
					15086	N/A	Bolt Package For Thick Ceilings		
					15068	N/A	Inside Filter Replacements		