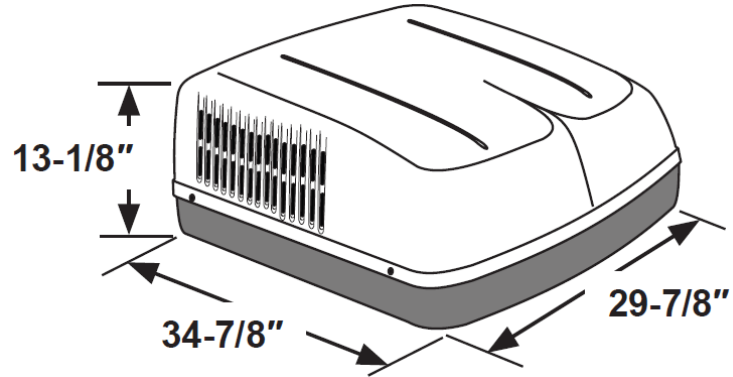
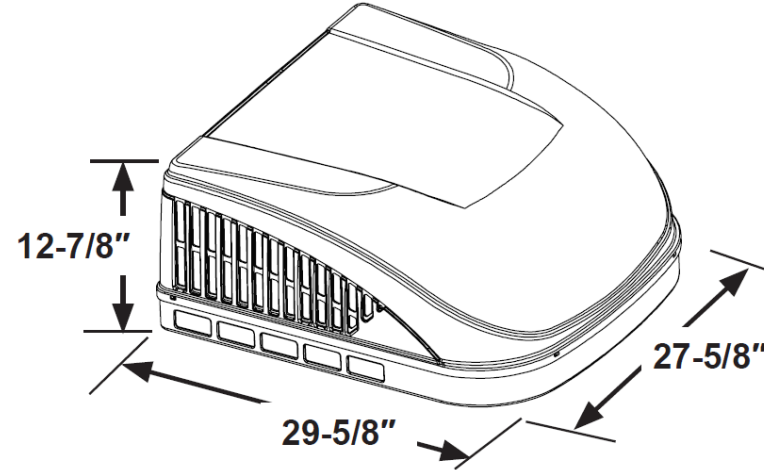


# AIR CONDITIONER IDENTIFICATION

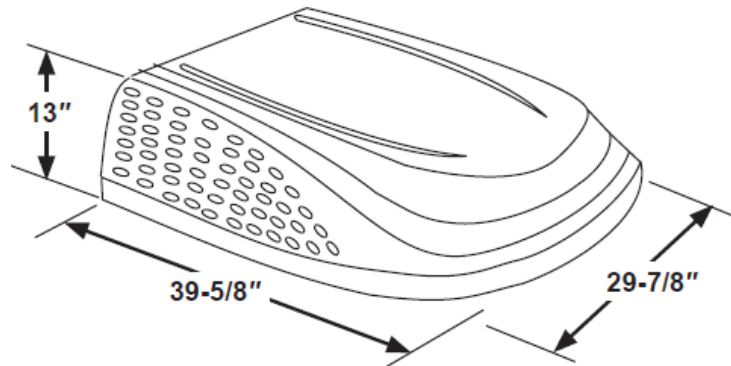
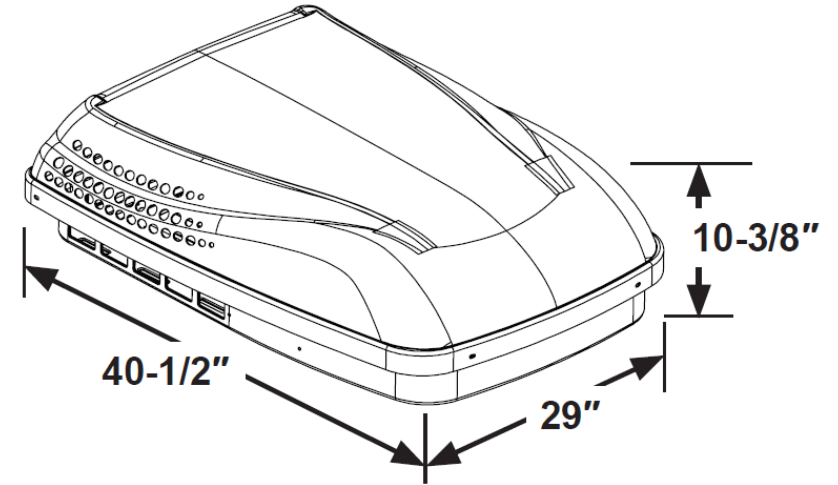
**BRISK**



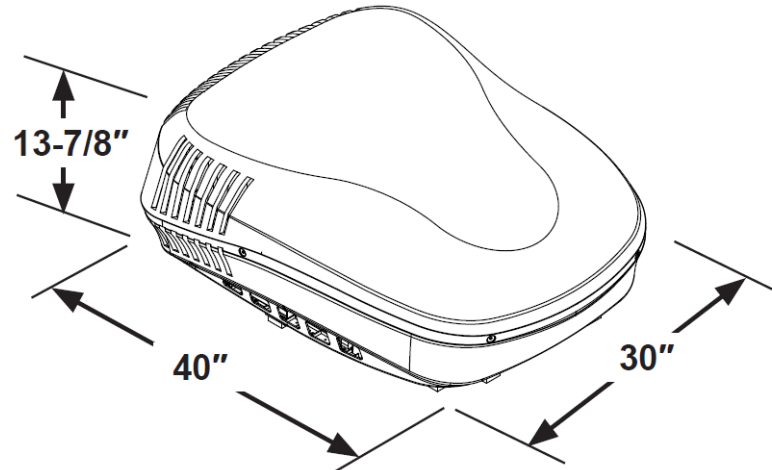
**BRISK II**



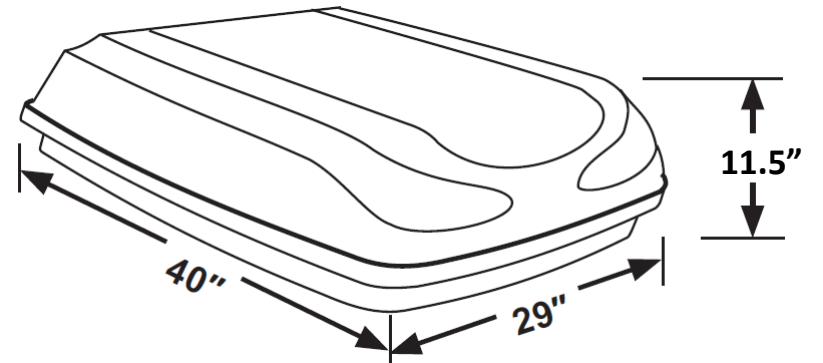
**PENGUIN II**



**HIGH PERFORMANCE**



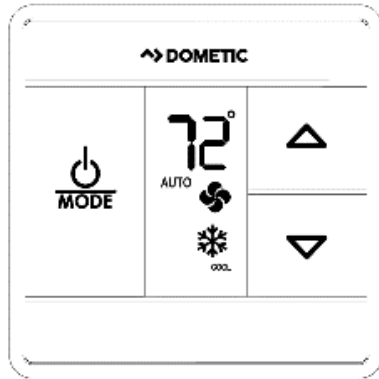
**BLIZZARD NXT**



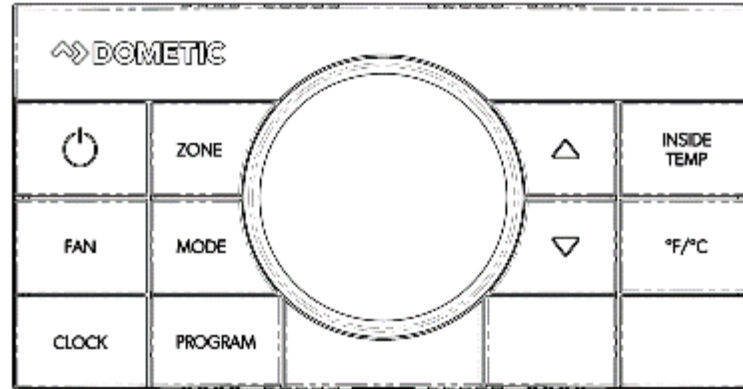
**PENGUIN**

# CONTROL IDENTIFICATION

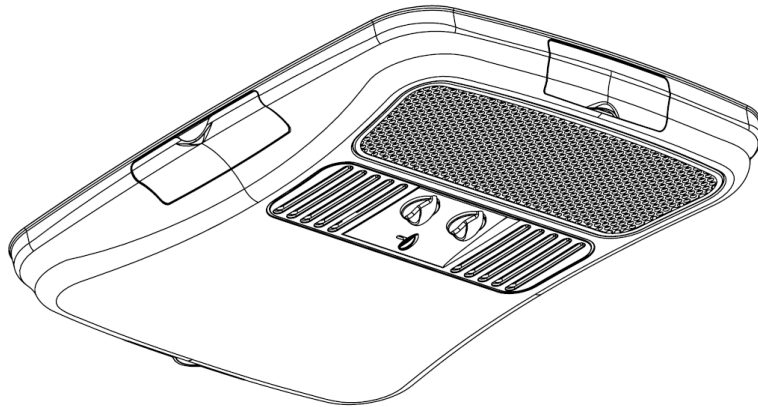
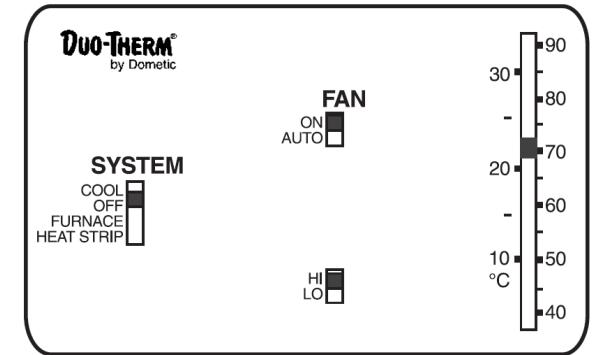
**CT (CAPACITIVE TOUCH)  
3 BUTTON**



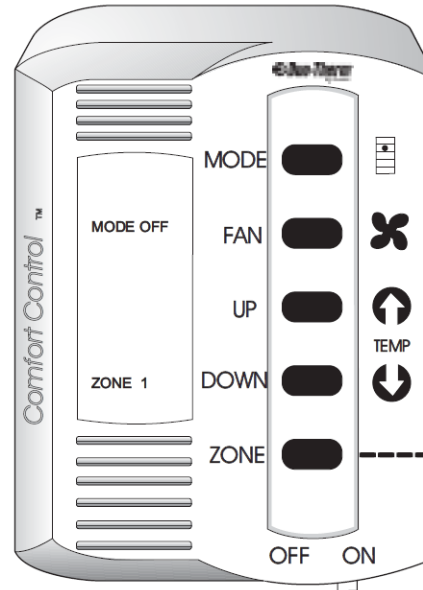
**CCC II (COMFORT CONTROL CENTER)  
10 BUTTON**



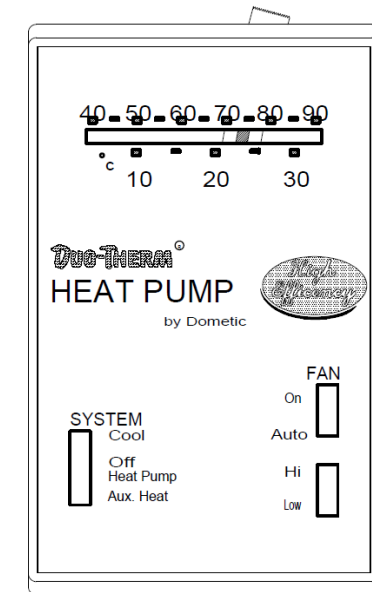
**ANALOG**



**MECHANICAL ADB (AIR  
DISTRIBUTION BOX)  
KNOBS IN THE CEILING**



**CCC (COMFORT CONTROL CENTER)  
5 BUTTON**



**BI-METAL**

# CURRENT MODELS AVAILABLE

BRISK II MODELS	NOTES
B59516.XX1C0	15K w/ White Shroud
B59516.XX1J0	15K w/ Black Shroud
B57915.XX1C0	13.5K w/ White Shroud
B57915.XX1J0	15K w/ Black Shroud

BLIZZARD MODELS	NOTES
H541816AXX1C0	15K <b>CCC2</b> Cool Only w/ White Shroud
H541816AXX1J0	15K <b>CCC2</b> Cool Only w/ Black Shroud
H541916AXX1C0	15K <b>CT</b> Cool Only w/ White Shroud
H541916AXX1J0	15K <b>CT</b> Cool Only w/ Black Shroud
H551816AXX1C0	15K <b>CCC2</b> Heat Pump w/ White Shroud
H551816AXX1J0	15K <b>CCC2</b> Heat Pump w/ Black Shroud
H551916AXX1C0	15K <b>CT</b> Heat Pump w/ White Shroud
H551916AXX1J0	15K <b>CT</b> Heat Pump w/ Black Shroud

**NOTE:** If the unit is designed to work with only a specific type of control, the control type will be in **bold** in the notes. If no control type is designated, the unit is plug-n-play and can work with any controls we have offered.

PENGUIN MODELS	NOTES
640310CXX1C0	11K Cool Only w/ White Shroud
640310CXX1J0	11K Cool Only w/ Black Shroud
640315CXX1C0	13.5K Cool Only w/ White Shroud
640315CXX1J0	13.5K Cool Only w/ Black Shroud
640316CXX1C0	15K Cool Only w/ White Shroud
640316CXX1J0	15K Cool Only w/ Black Shroud
650016CXX1C0	15K <b>MECH</b> Heat Pump w/ White Shroud
650016CXX1J0	15K <b>MECH</b> Heat Pump w/ Black Shroud
641816CXX1C0	15k <b>CCC2</b> Cool Only w/ White Shroud
641816CXX1J0	15k <b>CCC2</b> Cool Only w/ Black Shroud
641916AXX1C0	15K <b>CT</b> Cool Only w/ White Shroud
641916AXX1J0	15K <b>CT</b> Cool Only w/ Black Shroud
651815HXX1C0-01	13.5K <b>CCC2</b> Heat Pump w/ White Shroud
651815HXX1J0-01	13.5K <b>CCC2</b> Heat Pump w/ Black Shroud
651816HXX1C0-01	15K <b>CCC2</b> Heat Pump w/ White Shroud
651816HXX1J0-01	15K <b>CCC2</b> Heat Pump w/ Black Shroud
651916HXX1C0-01	15K <b>CT</b> Heat Pump w/ White Shroud
651916HXX1J0-01	15K <b>CT</b> Heat Pump w/ Black Shroud

# BRISK FAMILY AC MODEL BREAKDOWN

**X** **X** **X X X X** . **X X X X X**

Generation:

4 = Brisk  
B = Brisk II

Grade:

5 = Standard  
7 = Commercial

Configuration:

***Air Conditioner***

7915 = 13,500 BTU

7935 = 13,500 BTU w/ Heat Strip

9516 = 15,000 BTU

9536 = 15,000 BTU w/ Heat Strip

9530 = Hi Efficiency

***Heat Pump (Energized in Cool Mode)***

9136 = 15,000 BTU, CCC (5 Button)

9146 = 15,000 BTU, Analog

9156 = 15,000 BTU, SZLCD / CT

***Heat Pump (Energized in Heat Mode)***

9186 = 15,000 BTU, CCC2 (10 Button)

9196 = 15,000 BTU, SZLCD / CT

Place Holder & Shroud Color:

XX1C0 = White Shroud

XX1J0 = Black Shroud

\*(XX is replaced by 71 on data tag)

# BRISK AIR / BRISK AIR II COOL ONLY – NON DUCTED – REPLACEMENT

WHAT IS YOUR MODEL NUMBER?

57908 = 7,100 BTU = NLA

57912 = 11,000 BTU = NLA

57915 / 457915 / B57915 = 13,500 BTU

59516 / 459516 / B59516 = 15,00 BTU

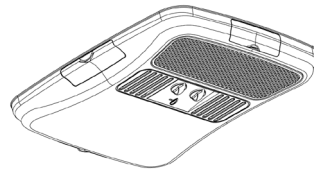
\* NEW MODEL  
NUMER ENDING  
.XX1C0 = WHITE  
SHROUD  
.XX1J0 = BLACK  
SHROUD

IF THE UNIT IS CONTROLLED MANUALLY WITH AN ADB (KNOBS ON THE CEILING BOX)

REPLACING A/C OR ADB?

ORDER: A/C  
B57915 = 13.5K  
B59516 = 15K

ORDER: ADB  
**3314851.000**



OPTIONAL HEAT STRIP  
PART NUMBER  
**3314998.000**  
\*ONLY COMPATIBLE WITH  
NEWER UNIVERSAL ADB

IF THE UNIT IS CONTROLLED WITH A WALL THERMOSTAT

ARE YOU REPLACING THE A/C, ADB, CONTROL BOX OR THERMOSTAT?

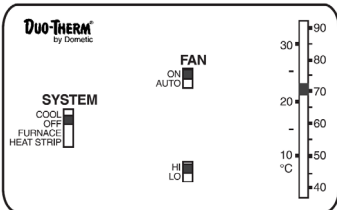
ORDER: A/C  
B57915 = 13.5K  
B59516 = 15K

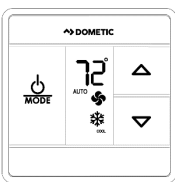
ORDER: ADB  
**3314850.000**

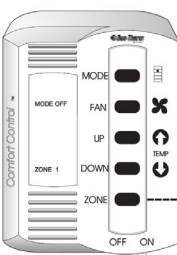
CONTROL BOXES  
& THERMOSTATS

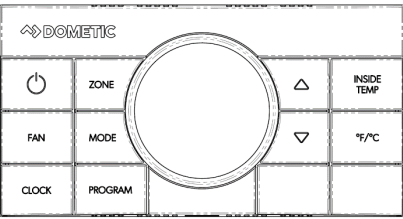
WHAT THERMOSTAT DO YOU HAVE?


ANALOG	SINGLE ZONE – C/T	CCC (5 BUTTON)	CCC II (10 BUTTON)	BI-METAL
ANALOG CONTROL KITS ARE NLA – SEE SINGLE ZONE – C/T KITS (INCLUDE THERMOSTAT AND CONTROL BOX). IF EITHER ANALOG CONTROL BOX OR THERMOSTAT FAILS BOTH MUST BE REPLACED.	CONTROL KIT (BOX & T-STAT) FOR COOL / FURNACE <b>3316230.700 = WHITE</b> <b>3316230.714 = BLACK</b>	NO LONGER OFFERED AS NEW INSTALLATION. CONTROL BOXES AND THERMOSTATS ARE AVAILABLE FOR REPLACEMENT ONLY.	THERMOSTAT ONLY <b>3314082.011 = WHITE</b> <b>3314082.000 = BLACK</b>	NO LONGER AVAILABLE – CONVERT SYSTEM TO SPECIAL CT KIT (NEW THERMOSTAT AND CONTROL BOX) <b>CONTROL KIT: 3316155.000</b> ONLY AVAILABLE IN WHITE T-STAT *NO HEAT STRIP OPTION AVAILABLE
	THERMOSTAT ONLY <b>3316250.700 = WHITE</b> <b>3316250.712 = BLACK</b>	THERMOSTAT ONLY <b>3109228.001 = WHITE</b> <b>3109228.019 = BLACK</b>	CONTROL BOX (WITHOUT T-STAT) <b>3312020.000</b>	
	HEAT STRIP CONTROL KIT W/ T-STAT <b>3316232.700 = WHITE</b> <b>3316232.710 = BLACK</b>	CONTROL BOX (WITHOUT T-STAT) <b>3109226.005</b>		











# BRISK AIR II COOL ONLY – NON DUCTED – NEW INSTALLATION

HOW MANY BTU'S DO YOU WANT?

B57915 = 13,500 BTU

B59516 = 15,00 BTU

\*NEW MODEL NUMER ENDING

.XX1C0 = WHITE SHROUD

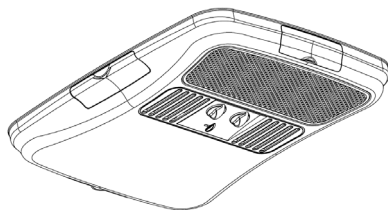
.XX1J0 = BLACK SHROUD

DO YOU WANT MECHANICAL CONTROLS (KNOBS ON ADB – NO WALL THERMOSTAT)?

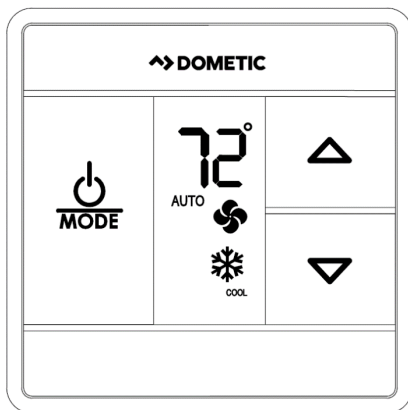
FOR MECHANICALLY CONTROLLED INSTALLATIONS

ORDER: A/C  
B57915 = 13.5K  
OR  
B59516 = 15K

ORDER: ADB  
**3314851.000**



**NOTE:**  
SINGLE ZONE INSTALLATIONS  
ONLY USE (3) 16-22 GAUGE  
WIRES THROUGH THE WALL.



OPTIONAL HEAT STRIP  
PART NUMBER  
**3314998.000**  
\*ONLY COMPATIBLE WITH  
NEWER UNIVERSAL ADB

DO YOU WANT A WALL THERMOSTAT?

FOR WALL THERMOSTAT INSTALLATIONS

ORDER: A/C  
B57915 = 13.5K  
B59516 = 15K

ORDER: ADB  
**3314850.000**

CONTROL BOXES  
& THERMOSTATS

WHAT THERMOSTAT DO YOU NEED?

C/T

CONTROL KIT (BOX & T-STAT) FOR  
COOL / FURNACE  
**3316230.700 = WHITE**  
**3316230.714 = BLACK**

THERMOSTAT ONLY  
**3316250.700 = WHITE**  
**3316250.712 = BLACK**

HEAT STRIP CONTROL KIT W/ T-STAT  
**3316232.700 = WHITE**  
**3316232.710 = BLACK**

**NOTE:**

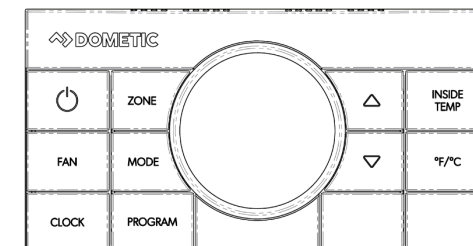
MULTI-ZONE INSTALLATIONS  
USE A DATA CABLE  
THROUGH THE WALL THAT  
LOOKS LIKE STANDARD  
TELEPHONE CABLE.  
HOWEVER, POLARITY IS  
DIFFERENT AND A  
STANDARD TELEPHONE  
CABLE **WILL NOT WORK.**

STRAIGHT THROUGH  
COMMUNICATION CABLE  
PART NUMBERS:  
**18 FT. = 3106614.013**  
**40 FT. = 3308013.022**

CCC II (10 BUTTON)

THERMOSTAT ONLY  
**3314082.011 = WHITE**  
**3314082.000 = BLACK**

CONTROL BOX (WITHOUT T-STAT)  
**3312020.000**



# BRISK AIR / BRISK AIR II COOL ONLY – DUCTED – REPLACEMENT

\* MODEL NUMBER ENDING  
.XX1C0 = WHITE SHROUD  
.XX1J0 = BLACK SHROUD

WHAT IS YOUR MODEL NUMBER?

57908 = 7,100 BTU = NLA	57912 = 11,000 BTU = NLA	57915 / 457915 / B57915 = 13,500 BTU	59516 / 459516 / B59516 = 15,00 BTU
-------------------------	--------------------------	--------------------------------------	-------------------------------------

ARE YOU REPLACING THE A/C, CONTROL BOX, THERMOSTAT, OR CEILING ASSEMBLY (RETURN AIR GRILL)?

REPLACING A/C

CEILING ASSEMBLY (RETURN AIR GRILL)

CONTROL KIT, BOX, OR THERMOSTAT

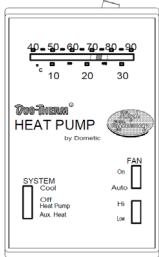
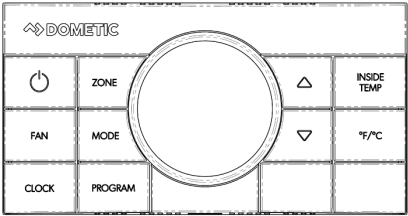
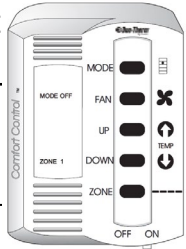
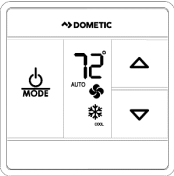
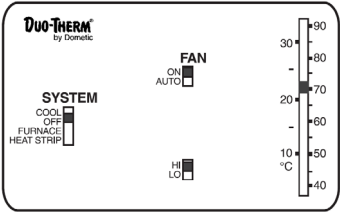
OPTIONAL BRISK II HEAT STRIP PART NUMBER  
**3315450.000**  
NOT INTERCHANGABLE TO BRISK I

ORDER: A/C  
B57915 = 13.5K  
B59516 = 15K

ORDER  
**3317404.000**

WHAT THERMOSTAT DO YOU HAVE?

ANALOG	SINGLE ZONE – C/T	CCC (5 BUTTON)	CCC II (10 BUTTON)	BI-METAL
ANALOG CONTROL KITS ARE NLA – SEE SINGLE ZONE – C/T KITS (INCLUDE THERMOSTAT AND CONTROL BOX). IF EITHER ANALOG CONTROL BOX OR THERMOSTAT FAILS BOTH MUST BE REPLACED.	CONTROL KIT (BOX & T-STAT) FOR COOL / FURNACE <b>3316230.700 = WHITE</b> <b>3316230.714 = BLACK</b>	NO LONGER OFFERED AS NEW INSTALLATION. CONTROL BOXES AND THERMOSTATS ARE AVAILABLE FOR REPLACEMENT ONLY.	THERMOSTAT ONLY <b>3314082.011 = WHITE</b> <b>3314082.000 = BLACK</b>	NO LONGER AVAILABLE – CONVERT SYSTEM TO SPECIAL CT KIT (NEW THERMOSTAT AND CONTROL BOX) <b>CONTROL KIT: 3316155.000</b> ONLY AVAILABLE IN WHITE T-STAT *NO HEAT STRIP OPTION AVAILABLE
	THERMOSTAT ONLY <b>3316250.700 = WHITE</b> <b>3316250.712 = BLACK</b>	THERMOSTAT ONLY <b>3109228.001 = WHITE</b> <b>3109228.019 = BLACK</b>	CONTROL BOX (WITHOUT T-STAT) <b>3312020.000</b>	





# BRISK AIR II COOL ONLY – DUCTED – NEW INSTALLATION

HOW MANY BTU'S DO YOU WANT?

B57915 = 13,500 BTU

B59516 = 15,00 BTU

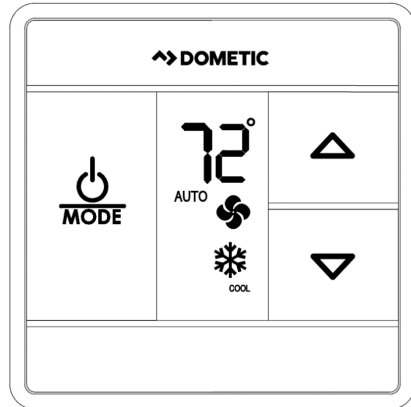
\* MODEL NUMBER ENDING  
.XX1C0 = WHITE SHROUD  
.XX1J0 = BLACK SHROUD

WHAT THERMOSTAT DO YOU WANT?

C/T

**NOTE:**

SINGLE ZONE INSTALLATIONS  
ONLY USE (3) 16-22 GAUGE  
WIRES THROUGH THE WALL.



CONTROL KIT (BOX & T-STAT) FOR  
COOL / FURNACE  
**3316230.700 = WHITE**  
**3316230.714 = BLACK**

THERMOSTAT ONLY  
**3316250.700 = WHITE**  
**3316250.712 = BLACK**

HEAT STRIP CONTROL KIT W/ T-STAT  
**3316232.700 = WHITE**  
**3316232.710 = BLACK**

RETURN AIR GRILLE (QUICK COOL  
VENT)  
**3317404.000**

OPTIONAL HEAT STRIP PART  
NUMBER  
**3315450.000**  
(MUST HAVE CORRESPONDING  
CONTROL KIT ABOVE)

**NOTE:**

MULTI-ZONE INSTALLATIONS  
USE A DATA CABLE  
THROUGH THE WALL THAT  
LOOKS LIKE STANDARD  
TELEPHONE CABLE.  
HOWEVER, POLARITY IS  
DIFFERENT AND A  
STANDARD TELEPHONE  
CABLE **WILL NOT WORK.**

STRAIGHT THROUGH  
COMMUNICATION CABLE  
PART NUMBERS:  
**18 FT. = 3106614.013**  
**40 FT. = 3308013.022**

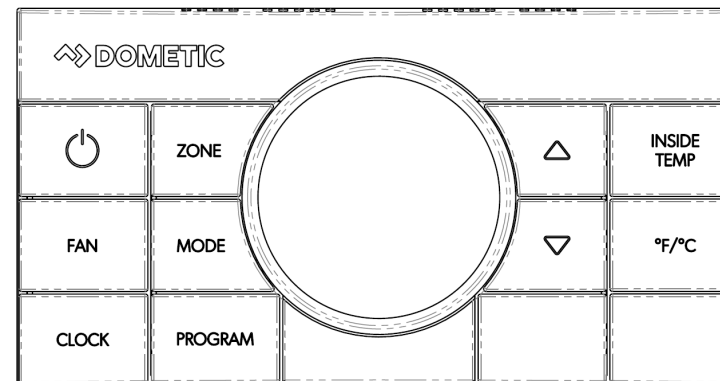
CCC II (10 BUTTON)

THERMOSTAT ONLY  
**3314082.011 = WHITE**  
**3314082.000 = BLACK**

CONTROL BOX (WITHOUT T-STAT)  
**3312020.000**

RETURN AIR GRILLE (QUICK COOL  
VENT)  
**3317404.000**

OPTIONAL HEAT STRIP PART  
NUMBER  
**3315450.000**





# BRISK AIR / BRISK AIR II HEAT PUMP – NON DUCTED – REPLACEMENT

WHAT IS YOUR MODEL NUMBER?

45914 / B59146 = 15,000 BTU = NLA

459156 = 15,000 BTU = NLA

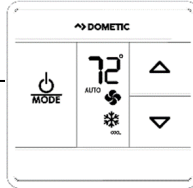
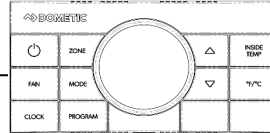
459196 / B59196 = 15,000 BTU = NLA

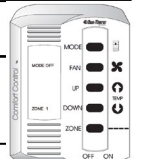
459186 / B59186 = 15,000 BTU = NLA

59136 / 459136 = 15,000 BTU = NLA

ARE YOU REPLACING THE A/C, AIR DISTRIBUTION BOX (ADB), CONTROL BOX, OR THERMOSTAT?

**BRISK HEAT PUMPS ARE NLA ACROSS ALL MODELS – ONLY REPLACEMENTS AVAILABLE ARE PENGUINS**

A/C ONLY	A/C ONLY	A/C ONLY	A/C ONLY	A/C ONLY
<ul style="list-style-type: none"> <li>IF UNIT IS USING A MECHANICAL ADB (KNOBS IN THE CEILING ASSEM.) ORDER: <b>650016</b> CXX1C = WHITE – CXX1J0 = BLACK &amp; NEW UNIVERSAL ADB: <b>3314853.000</b></li> <li>IF THE UNIT IS USING AN ANALOG WALL THERMOSTAT ORDER: <b>651916</b> HXX1C0-01=WHITE/HXX1J0-01=BLACK &amp; A NEW C/T WALL THERMOSTAT &amp; NEW ADB: <b>3316250.700 = WHITE T-STAT</b> <b>3316250.712 = BLACK T-STAT</b> <b>3314850.000 = NEW ADB</b></li> </ul>	ORDER: <b>651916HXX1C0-01 = WHITE</b> <b>651916HXX1J0-01 = BLACK</b> AND NEW ADB: <b>3314850.000</b>	ORDER: <b>651916HXX1C0-01 = WHITE</b> <b>651916HXX1J0-01 = BLACK</b> IF ORIGINAL MODEL WAS 459196; ORDER NEW ADB: <b>3314850.000</b>	ORDER: <b>651816HXX1C0-01 = WHITE</b> <b>651816HXX1J0-01 = BLACK</b> IF ORIGINAL MODEL WAS 459186; ORDER NEW ADB: <b>3314850.000</b>	ORDER: <b>651816HXX1C0-01 = WHITE</b> <b>651816HXX1J0-01 = BLACK</b> ORDER NEW ADB: <b>3314850.000</b> *IF THE UNIT WAS ISOLATED TO JUST ONE ZONE CHANGE THE WALL THERMOSTAT TO A 10 BUTTON CCC II. <b>3314082.011 = WHITE T-STAT</b> <b>3314082.000 = BLACK T-STAT</b> *IF THE UNIT WAS IN LINE WITH MULTIPLE ZONES, ORDER CONVERSION KIT FOR THE NEW AC <b>CONVERSOIN KIT: 3313107.119</b>
	THERMOSTAT ONLY	THERMOSTAT ONLY	THERMOSTAT ONLY	
	ORDER: <b>3316250.700 = WHITE T-STAT</b> <b>3316250.712 = BLACK T-STAT</b>	ORDER: <b>3316250.700 = WHITE T-STAT</b> <b>3316250.712 = BLACK T-STAT</b>	ORDER: <b>3314082.011 = WHITE T-STAT</b> <b>3314082.000 = BLACK T-STAT</b>	
	CONTROL BOX ONLY	CONTROL BOX ONLY	CONTROL BOX ONLY	
THERMOSTAT OR CONTROL BOX	ORDER COMPLETE KIT: <b>3316234.700 = WHITE T-STAT</b> <b>3316234.716 = BLACK T-STAT</b> <b>OPEN CONTROL BOX AND MOVE REV VALVE WIRE FROM Y5 TO Y10</b>	ORDER COMPLETE KIT: <b>3316234.700 = WHITE T-STAT</b> <b>3316234.716 = BLACK T-STAT</b>	ORDER: <b>3312020.000</b>	THERMOSTAT ONLY ORDER: <b>3109228.001 = WHITE T-STAT</b> <b>3109228.019 = BLACK T-STAT</b>
IF EITHER FAIL, NEED TO REPLACE BOTH WITH COMPLETE CT KIT <b>3316234.700 = WHITE T-STAT</b> <b>3316234.716 = BLACK T-STAT</b> <b>OPEN CONTROL BOX AND MOVE REV VALVE WIRE FROM Y5 TO Y10</b>				
AIR DISTRIBUTION BOX	ADB ONLY	ADB ONLY	ADB ONLY	CONTROL BOX ONLY
	ORDER: <b>3314850.000</b>	ORDER: <b>3314850.000</b>	ORDER: <b>3314850.000</b>	ORDER: <b>3109226.005</b>
				ADB ONLY
<b>MECHANICAL: 3314852.000</b> <b>NON-MECHANICAL: 3314850.000</b>				ORDER: <b>3314850.000</b>



BRISK AIR / BRISK AIR II HEAT PUMP – DUCTED – REPLACEMENT

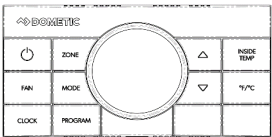
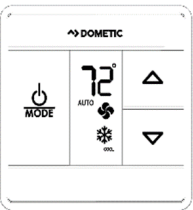
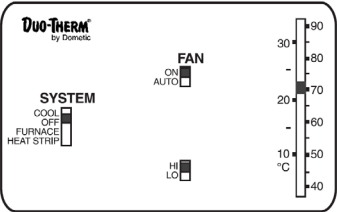
WHAT IS YOUR MODEL NUMBER?

45914 / B59146 = 15,000 BTU = NLA      459156 = 15,000 BTU = NLA      459196 / B59196 = 15,000 BTU = NLA      459186 / B59186 = 15,000 BTU = NLA      59136 / 459136 = 15,000 BTU = NLA

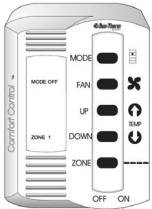
ARE YOU REPLACING THE A/C, RETURN AIR GRILL, CONTROL BOX, OR THERMOSTAT?

BRISK HEAT PUMPS ARE NLA ACROSS ALL MODELS – ONLY REPLACEMENTS AVAILABLE ARE PENGUINS

A/C ONLY	A/C ONLY	A/C ONLY	A/C ONLY	A/C ONLY
ORDER: <b>651916</b> HXX1C0-01=WHITE/HXX1J0-01=BLACK & A NEW C/T WALL THERMOSTAT <b>3316250.700 = WHITE T-STAT</b> <b>3316250.712 = BLACK T-STAT</b>	ORDER: <b>651916HXX1C0-01 = WHITE</b> <b>651916HXX1J0-01 = BLACK</b>	ORDER: <b>651916HXX1C0-01 = WHITE</b> <b>651916HXX1J0-01 = BLACK</b>	ORDER: <b>651816HXX1C0-01 = WHITE</b> <b>651816HXX1J0-01 = BLACK</b>	ORDER: <b>651816HXX1C0-01 = WHITE</b> <b>651816HXX1J0-01 = BLACK</b> *IF THE UNIT WAS ISOLATED TO JUST ONE ZONE CHANGE THE WALL THERMOSTAT TO A 10 BUTTON CCC II. <b>3314082.011 = WHITE T-STAT</b> <b>3314082.000 = BLACK T-STAT</b> *IF THE UNIT WAS IN LINE WITH MULTIPLE ZONES, ORDER CONVERSION KIT FOR THE NEW AC <b>CONVERSOIN KIT: 3313107.107</b>
	THERMOSTAT ONLY	THERMOSTAT ONLY	THERMOSTAT ONLY	
THERMOSTAT OR CONTROL BOX  IF EITHER FAIL, NEED TO REPLACE BOTH WITH COMPLETE CT KIT <b>3316234.700 = WHITE T-STAT</b> <b>3316234.716 = BLACK T-STAT</b> OPEN CONTROL BOX AND MOVE REV VALVE WIRE FROM Y5 TO Y10	ORDER: <b>3316250.700 = WHITE T-STAT</b> <b>3316250.712 = BLACK T-STAT</b>	ORDER: <b>3316250.700 = WHITE T-STAT</b> <b>3316250.712 = BLACK T-STAT</b>	ORDER: <b>3314082.011 = WHITE T-STAT</b> <b>3314082.000 = BLACK T-STAT</b>	
	CONTROL BOX ONLY	CONTROL BOX ONLY	CONTROL BOX ONLY	
RETURN AIR GRILL ONLY  ORDER: <b>3317404.000</b>	ORDER COMPLETE KIT: <b>3316234.700 = WHITE T-STAT</b> <b>3316234.716 = BLACK T-STAT</b> OPEN CONTROL BOX AND MOVE REV VALVE WIRE FROM Y5 TO Y10	ORDER COMPLETE KIT: <b>3316234.700 = WHITE T-STAT</b> <b>3316234.716 = BLACK T-STAT</b>	ORDER: <b>3312020.000</b>	THERMOSTAT ONLY  ORDER: <b>3109228.001 = WHITE T-STAT</b> <b>3109228.019 = BLACK T-STAT</b>
RETURN AIR GRILL ONLY  ORDER: <b>3317404.000</b>	RETURN AIR GRILL ONLY  ORDER: <b>3317404.000</b>	RETURN AIR GRILL ONLY  ORDER: <b>3317404.000</b>	RETURN AIR GRILL ONLY  ORDER: <b>3317404.000</b>	CONTROL BOX ONLY  ORDER: <b>3109226.005</b>



RETURN AIR GRILL ONLY  
ORDER: **3317404.000**



NO HEAT STRIP  
OPTION AVAILABLE  
FOR THIS  
INSTALLATION TYPE

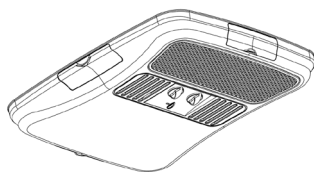
\*NEW MODEL NUMBER ENDING  
 .XX1C0 = WHITE SHROUD  
 .XX1J0 = BLACK SHROUD

$$59530/459530 = B59530$$

### IF THE UNIT IS CONTROLLED WITH A WALL THERMOSTAT

ARE YOU REPLACING THE A/C. ADB. CONTROL BOX OR THERMOSTAT?

ORDER: ADB  
3314854.000



ORDER: ADB  
3314850.000

## CONTROL BOXES & THERMOSTATS

## WHAT THERMOSTAT DO YOU HAVE?

ANALOG	SINGLE ZONE – C/T	CCC (5 BUTTON)	CCC II (10 BUTTON)	BI-METAL
ANALOG CONTROL KITS ARE NLA – SEE SINGLE ZONE – C/T KITS (INCLUDE THERMOSTAT AND CONTROL BOX). IF EITHER ANALOG CONTROL BOX OR THERMOSTAT FAILS BOTH MUST BE REPLACED.	CONTROL KIT (BOX & T-STAT) FOR COOL / FURNACE <b>3316230.700 = WHITE</b> <b>3316230.714 = BLACK</b>	NO LONGER OFFERED AS NEW INSTALLATION. CONTROL BOXES AND THERMOSTATS ARE AVAILBLE FOR REPLACEMENT ONLY.	THERMOSTAT ONLY <b>3314082.011 = WHITE</b> <b>3314082.000 = BLACK</b>	NO LONGER AVAILABLE – CONVERT SYSTEM TO SPECIAL CT KIT (NEW THERMOSTAT AND CONTROL BOX) <b>CONTROL KIT: 3316155.000</b> ONLY AVAILABLE IN WHITE T-STAT *NO HEAT STRIP OPTION AVAILABLE
	THERMOSTAT ONLY <b>3316250.700 = WHITE</b> <b>3316250.712 = BLACK</b>	THERMOSTAT ONLY <b>3109228.001 = WHITE</b> <b>3109228.019 = BLACK</b>	CONTROL BOX (WITHOUT T-STAT) <b>3312020.000</b>	
		CONTROL BOX (WITHOUT T-STAT) <b>3109226.005</b>		

# BRISK II HIGH EFFICIENCY – NON DUCTED – NEW INSTALLATION

NO HEAT STRIP  
OPTION AVAILABLE  
FOR THIS  
INSTALLATION TYPE

B59530

WHAT TYPE OF INSTALLATION DO YOU WANT?

\*NEW MODEL NUMBER ENDING  
.XX1C0 = WHITE SHROUD  
.XX1J0 = BLACK SHROUD

DO YOU WANT MECHANICAL CONTROLS (KNOBS ON ADB – NO WALL THERMOSTAT)?

DO YOU WANT A WALL THERMOSTAT?

FOR MECHANICALLY CONTROLLED INSTALLATIONS

FOR WALL THERMOSTAT INSTALLATIONS

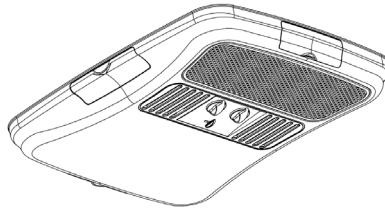
ORDER: A/C  
B59530

ORDER: ADB  
**3314854.000**

ORDER: A/C  
B59530

ORDER: ADB  
**3314850.000**

CONTROL BOXES  
& THERMOSTATS



WHAT THERMOSTAT DO YOU NEED?

C/T

CCC II (10 BUTTON)

**NOTE:**  
SINGLE ZONE INSTALLATIONS  
ONLY USE (3) 16-22 GAUGE  
WIRES THROUGH THE WALL.

CONTROL KIT (BOX & T-STAT) FOR  
COOL / FURNACE

**3316230.700 = WHITE**  
**3316230.714 = BLACK**

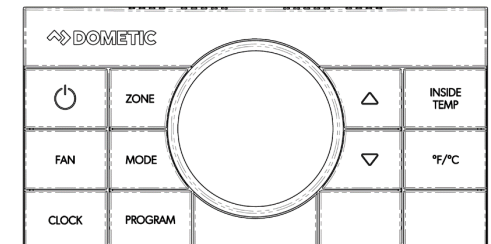
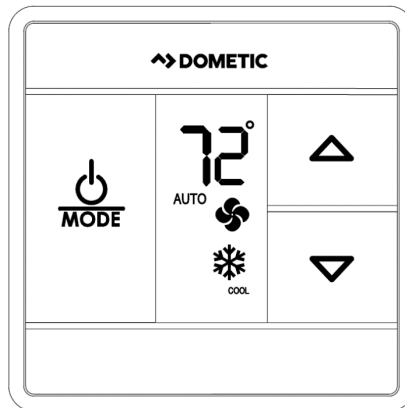
THERMOSTAT ONLY  
**3316250.700 = WHITE**  
**3316250.712 = BLACK**

**NOTE:**  
MULTI-ZONE INSTALLATIONS  
USE A DATA CABLE  
THROUGH THE WALL THAT  
LOOKS LIKE STANDARD  
TELEPHONE CABLE.  
HOWEVER, POLARITY IS  
DIFFERENT AND A  
STANDARD TELEPHONE  
CABLE **WILL NOT WORK.**

STRAIGHT THROUGH  
COMMUNICATION CABLE  
PART NUMBERS:  
**18 FT. = 3106614.013**  
**40 FT. = 3308013.022**

THERMOSTAT ONLY  
**3314082.011 = WHITE**  
**3314082.000 = BLACK**

CONTROL BOX (WITHOUT T-STAT)  
**3312020.000**



# BRISK II HIGH EFFICIENCY – DUCTED – REPLACEMENT

NO HEAT STRIP  
OPTION AVAILABLE  
FOR THIS  
INSTALLATION TYPE

WHAT IS YOUR MODEL NUMBER?

52528/59529 = NLA UPGRADE TO B59530

59530/459530 = B59530

\* NEW MODEL NUMBER ENDING  
.XX1C0 = WHITE SHROUD  
.XX1J0 = BLACK SHROUD

ARE YOU REPLACING THE A/C, CONTROL BOX, THERMOSTAT, OR CEILING ASSEMBLY (RETURN AIR GRILL)?

REPLACING A/C

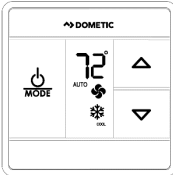
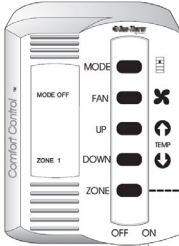
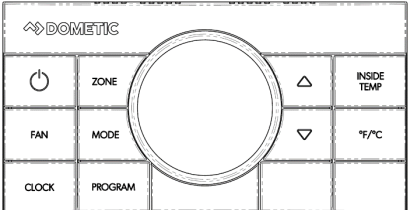

ORDER: A/C  
**B59530**

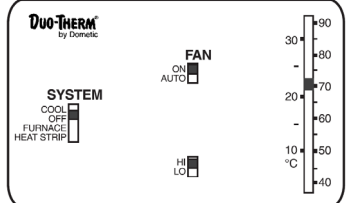
CEILING ASSEMBLY (RETURN AIR GRILL)

ORDER  
**3317404.000**

CONTROL KIT, BOX, OR THERMOSTAT

WHAT THERMOSTAT DO YOU HAVE?

ANALOG	SINGLE ZONE – C/T	CCC (5 BUTTON)	CCC II (10 BUTTON)	BI-METAL
ANALOG CONTROL KITS ARE NLA – SEE SINGLE ZONE – C/T KITS (INCLUDE THERMOSTAT AND CONTROL BOX). IF EITHER ANALOG CONTROL BOX OR THERMOSTAT FAILS BOTH MUST BE REPLACED.	<div>CONTROL KIT (BOX &amp; T-STAT) FOR COOL / FURNACE <b>3316230.700 = WHITE</b> <b>3316230.714 = BLACK</b></div> <div>THERMOSTAT ONLY <b>3316250.700 = WHITE</b> <b>3316250.712 = BLACK</b></div> 	<div>NO LONGER OFFERED AS NEW INSTALLATION. CONTROL BOXES AND THERMOSTATS ARE AVAILABLE FOR REPLACEMENT ONLY.</div> <div>THERMOSTAT ONLY <b>3109228.001 = WHITE</b> <b>3109228.019 = BLACK</b></div> <div>CONTROL BOX (WITHOUT T-STAT) <b>3109226.005</b></div> 	<div>THERMOSTAT ONLY <b>3314082.011 = WHITE</b> <b>3314082.000 = BLACK</b></div> <div>CONTROL BOX (WITHOUT T-STAT) <b>3312020.000</b></div> 	<div>NO LONGER AVAILABLE – CONVERT SYSTEM TO SPECIAL CT KIT (NEW THERMOSTAT AND CONTROL BOX) <b>CONTROL KIT: 3316155.000</b> ONLY AVAILABLE IN WHITE T-STAT *NO HEAT STRIP OPTION AVAILABLE</div> 



# BRISK II HIGH EFFICIENCY – DUCTED – NEW INSTALLATION

NO HEAT STRIP  
OPTION AVAILABLE  
FOR THIS  
INSTALLATION TYPE

B59530

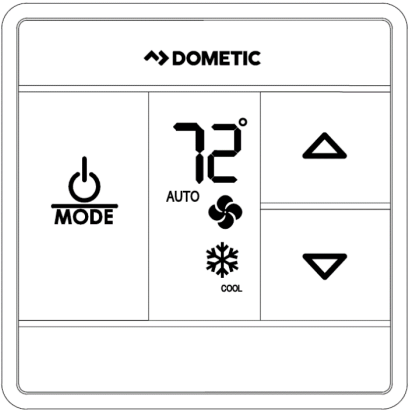
\* MODEL NUMER ENDING  
.XX1C0 = WHITE SHROUD  
.XX1J0 = BLACK SHROUD

WHAT THERMOSTAT DO YOU WANT?

C/T

**NOTE:**

SINGLE ZONE INSTALLATIONS  
ONLY USE (3) 16-22 GAUGE  
WIRES THROUGH THE WALL.



CONTROL KIT (BOX & T-STAT) FOR  
COOL / FURNACE  
**3316230.700 = WHITE**  
**3316230.714 = BLACK**

THERMOSTAT ONLY  
**3316250.700 = WHITE**  
**3316250.712 = BLACK**

RETURN AIR GRILLE (QUICK COOL  
VENT)  
**3317404.000**

**NOTE:**

MULTI-ZONE INSTALLATIONS  
USE A DATA CABLE  
THROUGH THE WALL THAT  
LOOKS LIKE STANDARD  
TELEPHONE CABLE.  
HOWEVER, POLARITY IS  
DIFFERENT AND A  
STANDARD TELEPHONE  
CABLE **WILL NOT WORK.**

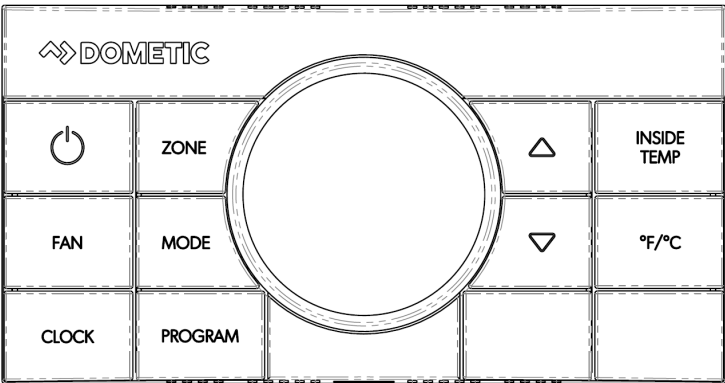
STRAIGHT THROUGH  
COMMUNICATION CABLE  
PART NUMBERS:  
**18 FT. = 3106614.013**  
**40 FT. = 3308013.022**

CCC II (10 BUTTON)

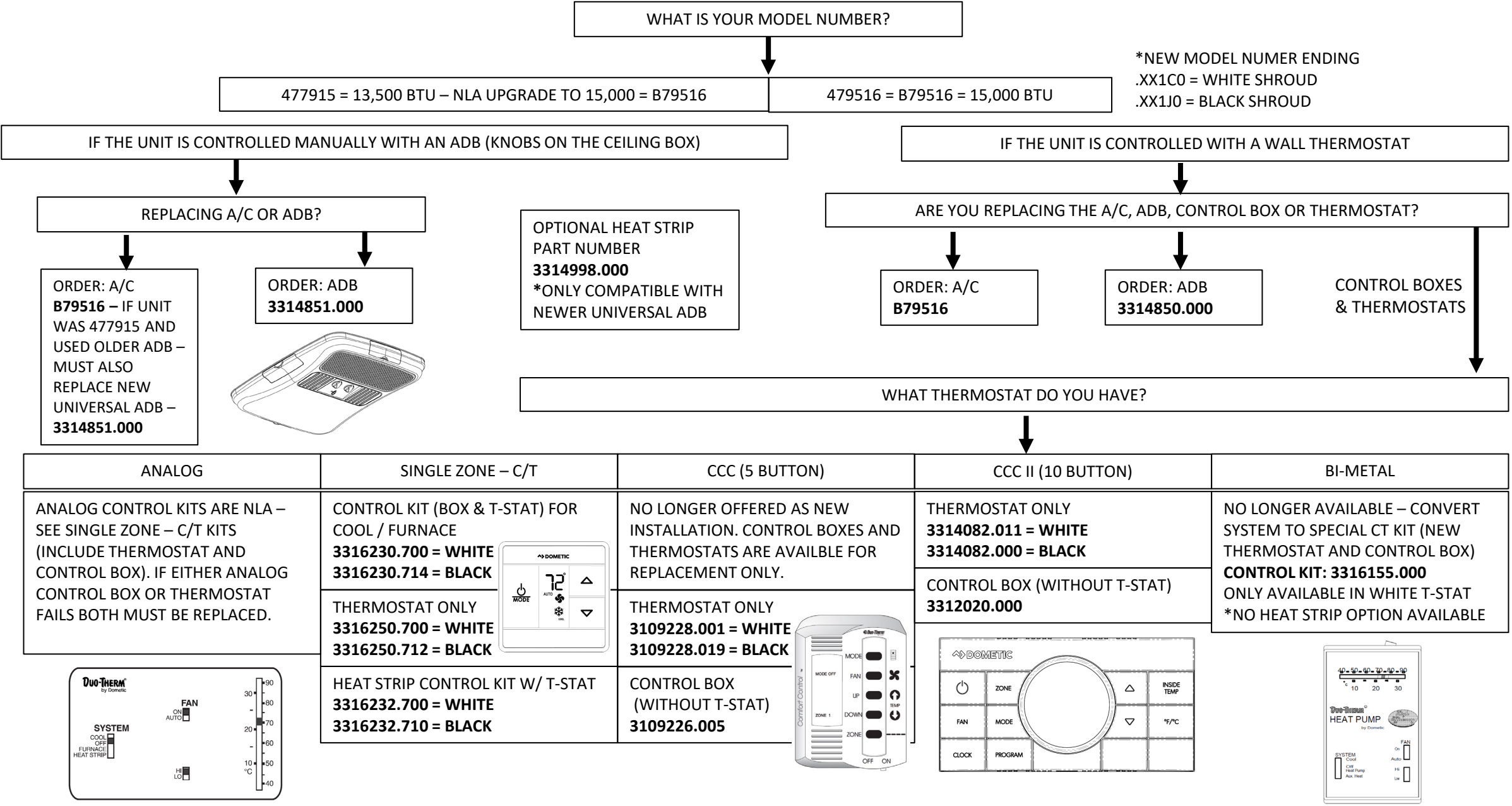
THERMOSTAT ONLY  
**3314082.011 = WHITE**  
**3314082.000 = BLACK**

CONTROL BOX (WITHOUT T-STAT)  
**3312020.000**

RETURN AIR GRILLE (QUICK COOL  
VENT)  
**3317404.000**



# COMMERCIAL GRADE – NON DUCTED – REPLACEMENT





# COMMERCIAL GRADE – NON DUCTED – NEW INSTALLATION

B79516 = 15,00 BTU

WHAT TYPE OF INSTALLATION DO YOU WANT?

\*NEW MODEL NUMBER ENDING  
.XX1C0 = WHITE SHROUD  
.XX1J0 = BLACK SHROUD

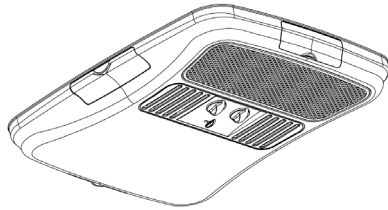
DO YOU WANT MECHANICAL CONTROLS (KNOBS ON ADB – NO WALL THERMOSTAT)?

DO YOU WANT A WALL THERMOSTAT?

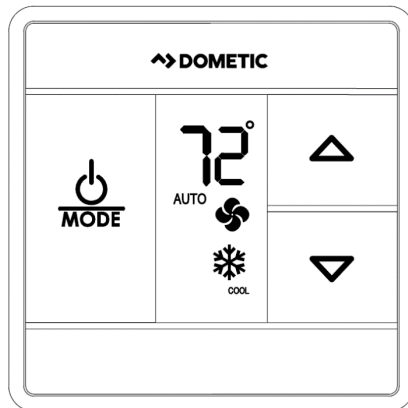
FOR MECHANICALLY CONTROLLED INSTALLATIONS

ORDER: A/C  
B79516 = 15K BTU

ORDER: ADB  
**3314851.000**



**NOTE:**  
SINGLE ZONE INSTALLATIONS  
ONLY USE (3) 16-22 GAUGE  
WIRES THROUGH THE WALL.



OPTIONAL HEAT STRIP  
PART NUMBER  
**3314998.000**  
\*ONLY COMPATIBLE WITH  
NEWER UNIVERSAL ADB

FOR WALL THERMOSTAT INSTALLATIONS

ORDER: A/C  
B79516 = 15K BTU

ORDER: ADB  
**3314850.000**

CONTROL BOXES  
& THERMOSTATS

WHAT THERMOSTAT DO YOU NEED?

C/T

CONTROL KIT (BOX & T-STAT) FOR  
COOL / FURNACE  
**3316230.700 = WHITE**  
**3316230.714 = BLACK**

THERMOSTAT ONLY  
**3316250.700 = WHITE**  
**3316250.712 = BLACK**

HEAT STRIP CONTROL KIT W/ T-STAT  
**3316232.700 = WHITE**  
**3316232.710 = BLACK**

**NOTE:**

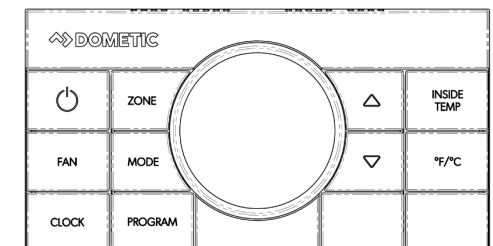
MULTI-ZONE INSTALLATIONS  
USE A DATA CABLE  
THROUGH THE WALL THAT  
LOOKS LIKE STANDARD  
TELEPHONE CABLE.  
HOWEVER, POLARITY IS  
DIFFERENT AND A  
STANDARD TELEPHONE  
CABLE **WILL NOT WORK.**

STRAIGHT THROUGH  
COMMUNICATION CABLE  
PART NUMBERS:  
**18 FT. = 3106614.013**  
**40 FT. = 3308013.022**

CCC II (10 BUTTON)

THERMOSTAT ONLY  
**3314082.011 = WHITE**  
**3314082.000 = BLACK**

CONTROL BOX (WITHOUT T-STAT)  
**3312020.000**



# COMMERCIAL GRADE – DUCTED – REPLACEMENT

WHAT IS YOUR MODEL NUMBER?

477915 = 13,500 BTU – NLA UPGRADE TO 15,000 = B79516

479516 = B79516 = 15,000 BTU

\* NEWMODEL NUMER ENDING  
.XX1C0 = WHITE SHROUD  
.XX1J0 = BLACK SHROUD

ARE YOU REPLACING THE A/C, CONTROL BOX, THERMOSTAT, OR CEILING ASSEMBLY (RETURN AIR GRILL)?

REPLACING A/C

CEILING ASSEMBLY (RETURN AIR GRILL)

CONTROL KIT, BOX, OR THERMOSTAT

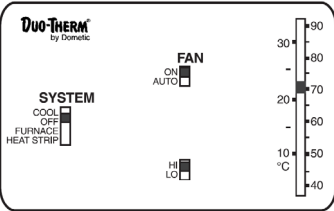
OPTIONAL HEAT STRIP  
PART NUMBER  
**3315450.000**  
NOT INTERCHANGABLE

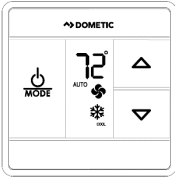
ORDER: A/C  
B79516 = 15K BTU

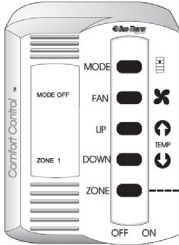
ORDER  
**3317404.000**

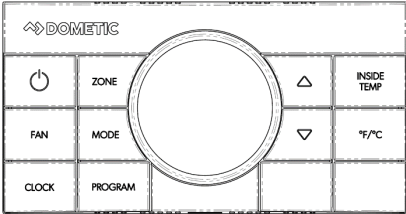
WHAT THERMOSTAT DO YOU HAVE?

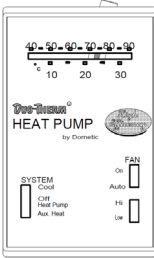
ANALOG	SINGLE ZONE – C/T	CCC (5 BUTTON)	CCC II (10 BUTTON)	BI-METAL
ANALOG CONTROL KITS ARE NLA – SEE SINGLE ZONE – C/T KITS (INCLUDE THERMOSTAT AND CONTROL BOX). IF EITHER ANALOG CONTROL BOX OR THERMOSTAT FAILS BOTH MUST BE REPLACED.	CONTROL KIT (BOX & T-STAT) FOR COOL / FURNACE <b>3316230.700 = WHITE</b> <b>3316230.714 = BLACK</b>	NO LONGER OFFERED AS NEW INSTALLATION. CONTROL BOXES AND THERMOSTATS ARE AVAILABLE FOR REPLACEMENT ONLY.	THERMOSTAT ONLY <b>3314082.011 = WHITE</b> <b>3314082.000 = BLACK</b>	NO LONGER AVAILABLE – CONVERT SYSTEM TO SPECIAL CT KIT (NEW THERMOSTAT AND CONTROL BOX) <b>CONTROL KIT: 3316155.000</b> ONLY AVAILABLE IN WHITE T-STAT *NO HEAT STRIP OPTION AVAILABLE
	THERMOSTAT ONLY <b>3316250.700 = WHITE</b> <b>3316250.712 = BLACK</b>		CONTROL BOX (WITHOUT T-STAT) <b>3312020.000</b>	
	HEAT STRIP CONTROL KIT W/ T-STAT <b>3316232.700 = WHITE</b> <b>3316232.710 = BLACK</b>	THERMOSTAT ONLY <b>3109228.001 = WHITE</b> <b>3109228.019 = BLACK</b>		
		CONTROL BOX (WITHOUT T-STAT) <b>3109226.005</b>		











# COMMERCIAL GRADE – DUCTED – NEW INSTALLATION

B79516 = 15,000 BTU

\* MODEL NUMER ENDING

.XX1C0 = WHITE SHROUD

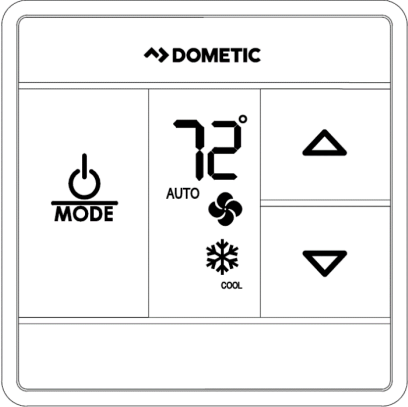
.XX1J0 = BLACK SHROUD

WHAT THERMOSTAT DO YOU WANT?

C/T

**NOTE:**

SINGLE ZONE INSTALLATIONS  
ONLY USE (3) 16-22 GUAGE  
WIRES THROUGH THE WALL.



CONTROL KIT (BOX & T-STAT) FOR  
COOL / FURNACE

**3316230.700 = WHITE**

**3316230.714 = BLACK**

THERMOSTAT ONLY

**3316250.700 = WHITE**

**3316250.712 = BLACK**

HEAT STRIP CONTROL KIT W/ T-STAT

**3316232.700 = WHITE**

**3316232.710 = BLACK**

RETURN AIR GRILLE (QUICK COOL  
VENT)

**3317404.000**

OPTIONAL HEAT STRIP PART  
NUMBER

**3315450.000**

(MUST HAVE CORRESPONDING  
CONTROL KIT ABOVE)

CCC II (10 BUTTON)

**NOTE:**

MULTI-ZONE INSTALLATIONS  
USE A DATA CABLE  
THROUGH THE WALL THAT  
LOOKS LIKE STANDARD  
TELEPHONE CABLE.  
HOWEVER, POLARITY IS  
DIFFERENT AND A  
STANDARD TELEPHONE  
CABLE **WILL NOT WORK.**

STRAIGHT THROUGH  
COMMUNICATION CABLE  
PART NUMBERS:

**18 FT. = 3106614.013**

**40 FT. = 3308013.022**

THERMOSTAT ONLY

**3314082.011 = WHITE**

**3314082.000 = BLACK**

CONTROL BOX (WITHOUT T-STAT)

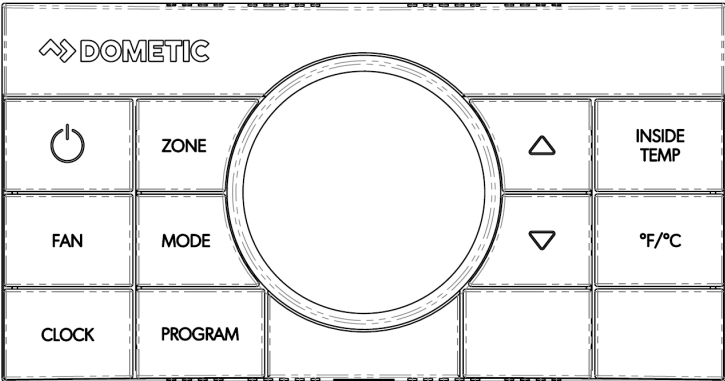
**3312020.000**

RETURN AIR GRILLE (QUICK COOL  
VENT)

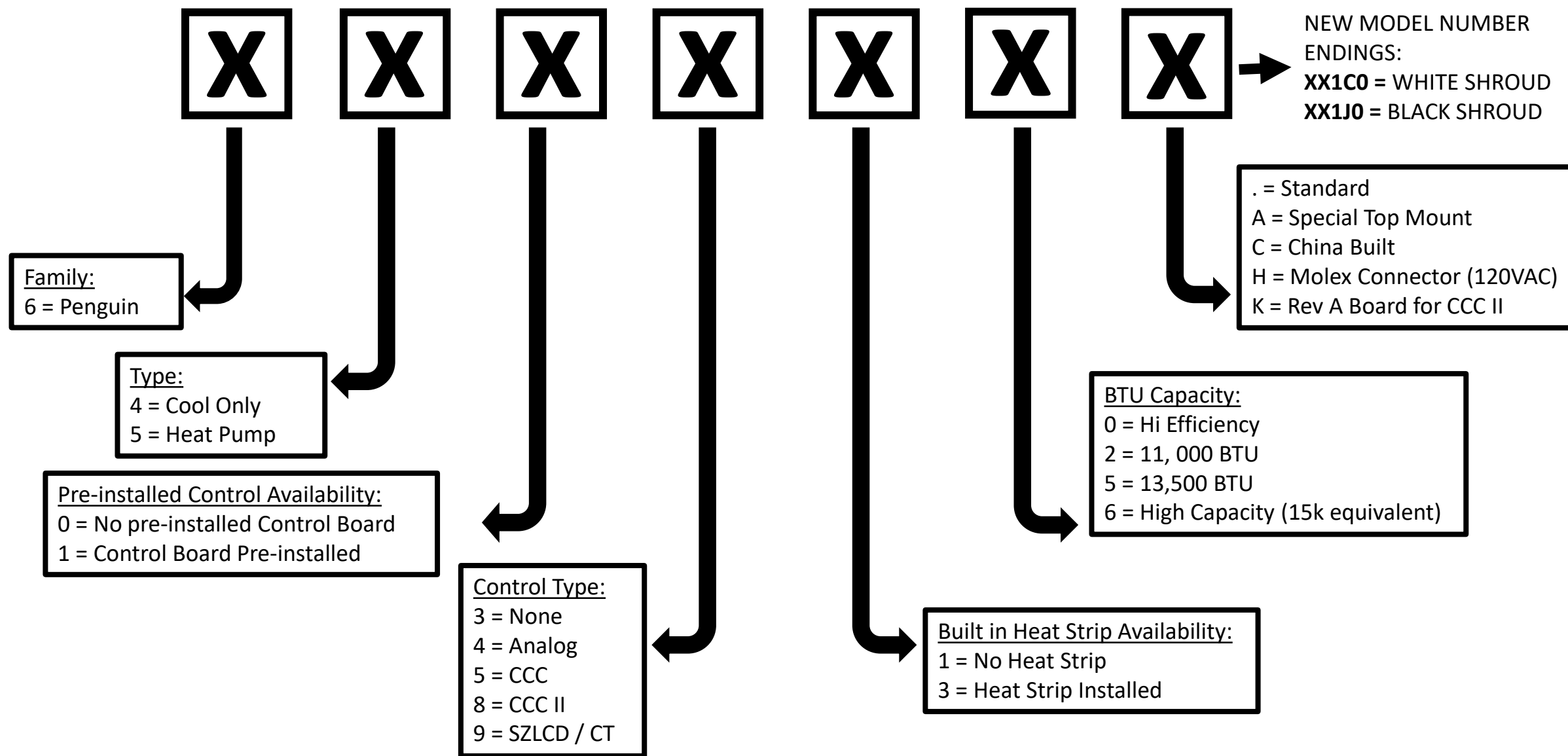
**3317404.000**

OPTIONAL HEAT STRIP PART  
NUMBER

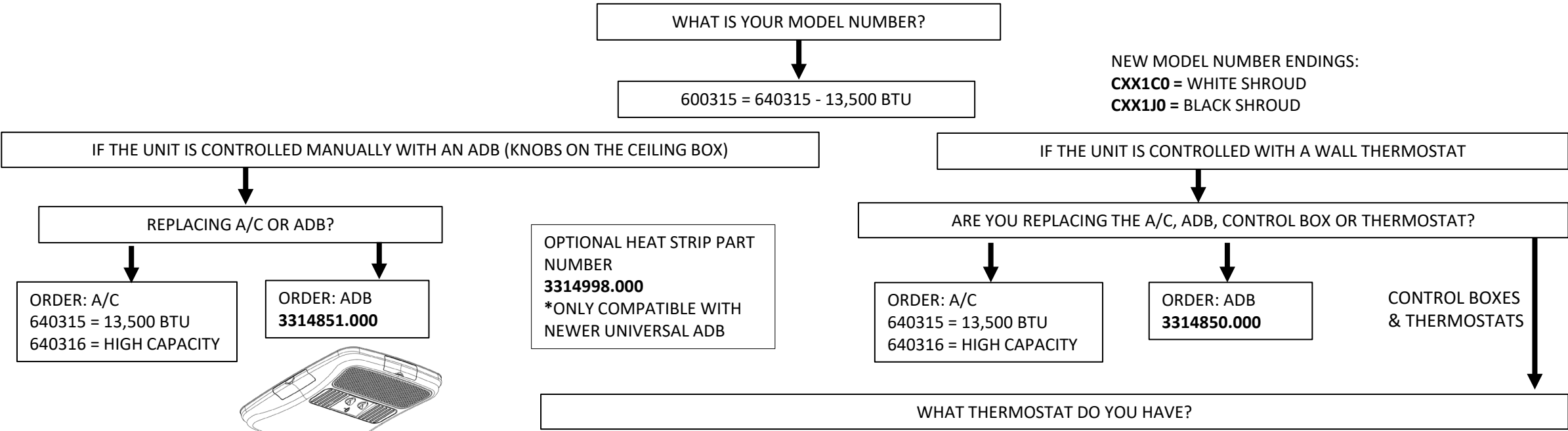
**3315450.000**

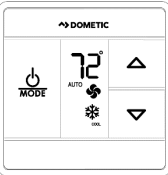
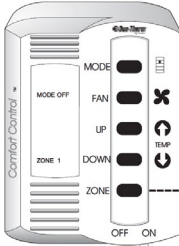
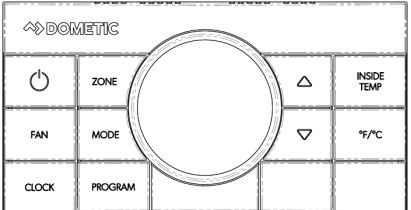
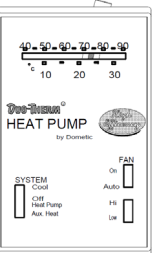


# PENGUIN II FAMILY AC MODEL BREAKDOWN



# PENGUIN COOL ONLY – NON DUCTED – REPLACEMENT



ANALOG	SINGLE ZONE – C/T	CCC (5 BUTTON)	CCC II (10 BUTTON)	BI-METAL
ANALOG CONTROL KITS ARE NLA – SEE SINGLE ZONE – C/T KITS (INCLUDE THERMOSTAT AND CONTROL BOX). IF EITHER ANALOG CONTROL BOX OR THERMOSTAT FAILS BOTH MUST BE REPLACED.	CONTROL KIT (BOX & T-STAT) FOR COOL / FURNACE <b>3316230.700 = WHITE</b> <b>3316230.714 = BLACK</b>  THERMOSTAT ONLY <b>3316250.700 = WHITE</b> <b>3316250.712 = BLACK</b> HEAT STRIP CONTROL KIT W/ T-STAT <b>3316232.700 = WHITE</b> <b>3316232.710 = BLACK</b>	NO LONGER OFFERED AS NEW INSTALLATION. CONTROL BOXES AND THERMOSTATS ARE AVAILABLE FOR REPLACEMENT ONLY. THERMOSTAT ONLY <b>3109228.001 = WHITE</b> <b>3109228.019 = BLACK</b>  CONTROL BOX (WITHOUT T-STAT) <b>3109226.005</b>	THERMOSTAT ONLY <b>3314082.011 = WHITE</b> <b>3314082.000 = BLACK</b> CONTROL BOX (WITHOUT T-STAT) <b>3312020.000</b> 	NO LONGER AVAILABLE – CONVERT SYSTEM TO SPECIAL CT KIT (NEW THERMOSTAT AND CONTROL BOX) <b>CONTROL KIT: 3316155.000</b> ONLY AVAILABLE IN WHITE T-STAT *NO HEAT STRIP OPTION AVAILABLE 

# PENGUIN II COOL ONLY – NON DUCTED – NEW INSTALLATION

HOW MANY BTU'S DO YOU WANT?

640315 = 13,500 BTU

640316 = HIGH CAPACITY

NEW MODEL NUMBER ENDINGS:

**CXX1C0** = WHITE SHROUD

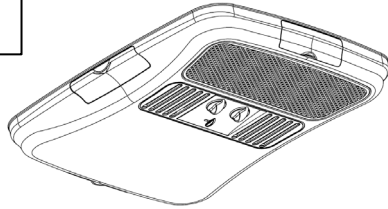
**CXX1J0** = BLACK SHROUD

DO YOU WANT MECHANICAL CONTROLS (KNOBS ON ADB – NO WALL THERMOSTAT)?

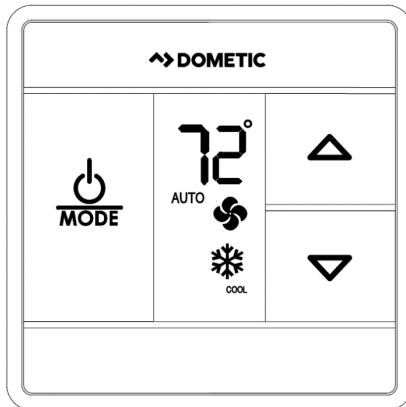
FOR MECHANICALLY CONTROLLED INSTALLATIONS

ORDER: A/C  
640315 = 13,500 BTU  
640316 = HIGH CAPACITY

ORDER: ADB  
**3314851.000**



**NOTE:**  
SINGLE ZONE INSTALLATIONS  
ONLY USE (3) 16-22 GAUGE  
WIRES THROUGH THE WALL.



OPTIONAL HEAT STRIP  
PART NUMBER  
**3314998.000**  
\*ONLY COMPATIBLE WITH  
NEWER UNIVERSAL ADB

DO YOU WANT A WALL THERMOSTAT?

FOR WALL THERMOSTAT INSTALLATIONS

ORDER: A/C  
640315 = 13,500 BTU  
640316 = HIGH CAPACITY

ORDER: ADB  
**3314850.000**

CONTROL BOXES  
& THERMOSTATS

WHAT THERMOSTAT DO YOU NEED?

C/T

CONTROL KIT (BOX & T-STAT) FOR  
COOL / FURNACE  
**3316230.700 = WHITE**  
**3316230.714 = BLACK**

THERMOSTAT ONLY  
**3316250.700 = WHITE**  
**3316250.712 = BLACK**

HEAT STRIP CONTROL KIT W/ T-STAT  
**3316232.700 = WHITE**  
**3316232.710 = BLACK**

**NOTE:**

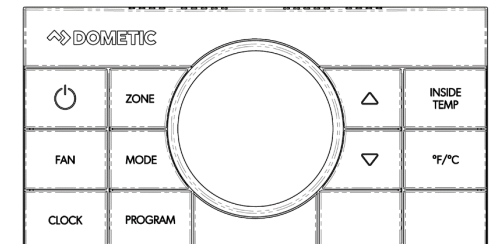
MULTI-ZONE INSTALLATIONS  
USE A DATA CABLE  
THROUGH THE WALL THAT  
LOOKS LIKE STANDARD  
TELEPHONE CABLE.  
HOWEVER, POLARITY IS  
DIFFERENT AND A  
STANDARD TELEPHONE  
CABLE **WILL NOT WORK.**

STRAIGHT THROUGH  
COMMUNICATION CABLE  
PART NUMBERS:  
**18 FT. = 3106614.013**  
**40 FT. = 3308013.022**

CCC II (10 BUTTON)

THERMOSTAT ONLY  
**3314082.011 = WHITE**  
**3314082.000 = BLACK**

CONTROL BOX (WITHOUT T-STAT)  
**3312020.000**



# PENGUIN II COOL ONLY – DUCTED – REPLACEMENT

NO HEAT STRIP  
OPTION AVAILABLE  
FOR THIS  
INSTALLATION TYPE

WHAT IS YOUR MODEL NUMBER?

600315 = 640315 – 13,500 BTU

NEW MODEL NUMBER ENDINGS:  
**CXX1C0** = WHITE SHROUD  
**CXX1J0** = BLACK SHROUD

ARE YOU REPLACING THE A/C, CONTROL BOX, THERMOSTAT, OR CEILING ASSEMBLY (RETURN AIR GRILL)?

REPLACING A/C

ORDER: A/C  
640315 = 13,500 BTU  
640316 = HIGH CAPACITY

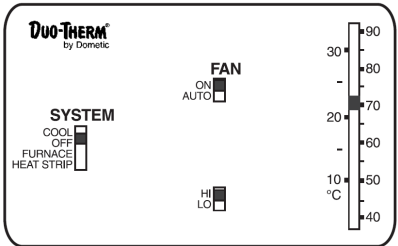
CEILING ASSEMBLY (RETURN AIR GRILL)

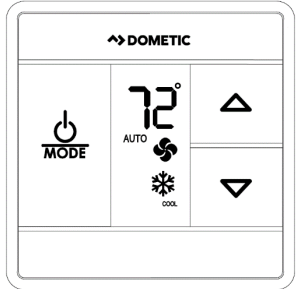
ORDER  
**3317404.000**

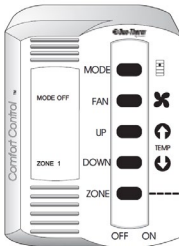
CONTROL KIT, BOX, OR THERMOSTAT

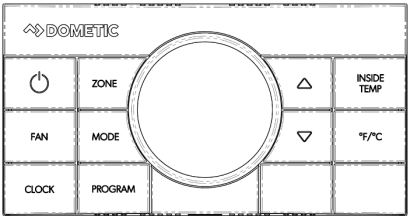
WHAT THERMOSTAT DO YOU HAVE?

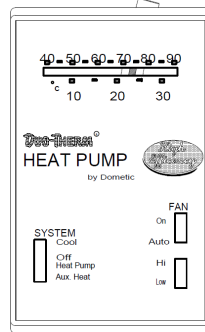
ANALOG	SINGLE ZONE – C/T	CCC (5 BUTTON)	CCC II (10 BUTTON)	BI-METAL
ANALOG CONTROL KITS ARE NLA – SEE SINGLE ZONE – C/T KITS (INCLUDE THERMOSTAT AND CONTROL BOX). IF EITHER ANALOG CONTROL BOX OR THERMOSTAT FAILS BOTH MUST BE REPLACED.	CONTROL KIT (BOX & T-STAT) FOR COOL / FURNACE <b>3316230.700 = WHITE</b> <b>3316230.714 = BLACK</b>	NO LONGER OFFERED AS NEW INSTALLATION. CONTROL BOXES AND THERMOSTATS ARE AVAILBLE FOR REPLACEMENT ONLY.	THERMOSTAT ONLY <b>3314082.011 = WHITE</b> <b>3314082.000 = BLACK</b>	NO LONGER AVAILABLE – CONVERT SYSTEM TO SPECIAL CT KIT (NEW THERMOSTAT AND CONTROL BOX) <b>CONTROL KIT: 3316155.000</b> ONLY AVAILABLE IN WHITE T-STAT *NO HEAT STRIP OPTION AVAILABLE
	THERMOSTAT ONLY <b>3316250.700 = WHITE</b> <b>3316250.712 = BLACK</b>	THERMOSTAT ONLY <b>3109228.001 = WHITE</b> <b>3109228.019 = BLACK</b>  CONTROL BOX (WITHOUT T-STAT) <b>3109226.005</b>	CONTROL BOX (WITHOUT T-STAT) <b>3312020.000</b>	













# PENGUIN II COOL ONLY – DUCTED – NEW INSTALLATION

HOW MANY BTU'S DO YOU WANT?

640315 = 13,500 BTU

640316 = HIGH CAPACITY

NEW MODEL NUMBER ENDINGS:

**CXX1C0** = WHITE SHROUD

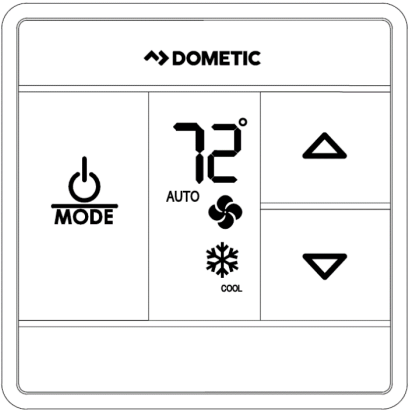
**CXX1J0** = BLACK SHROUD

WHAT THERMOSTAT DO YOU WANT?

C/T

**NOTE:**

SINGLE ZONE INSTALLATIONS  
ONLY USE (3) 16-22 GAUGE  
WIRES THROUGH THE WALL.



CONTROL KIT (BOX & T-STAT) FOR  
COOL / FURNACE

**3316230.700** = WHITE

**3316230.714** = BLACK

THERMOSTAT ONLY

**3316250.700** = WHITE

**3316250.712** = BLACK

RETURN AIR GRILLE (QUICK COOL  
VENT)

**3317404.000**

NO HEAT STRIP OPTION AVAILABLE  
FOR THIS INSTALLATION TYPE

**NOTE:**

MULTI-ZONE INSTALLATIONS  
USE A DATA CABLE  
THROUGH THE WALL THAT  
LOOKS LIKE STANDARD  
TELEPHONE CABLE.  
HOWEVER, POLARITY IS  
DIFFERENT AND A  
STANDARD TELEPHONE  
CABLE **WILL NOT WORK.**

STRAIGHT THROUGH  
COMMUNICATION CABLE  
PART NUMBERS:

**18 FT. = 3106614.013**

**40 FT. = 3308013.022**

CCC II (10 BUTTON)

THERMOSTAT ONLY

**3314082.011** = WHITE

**3314082.000** = BLACK

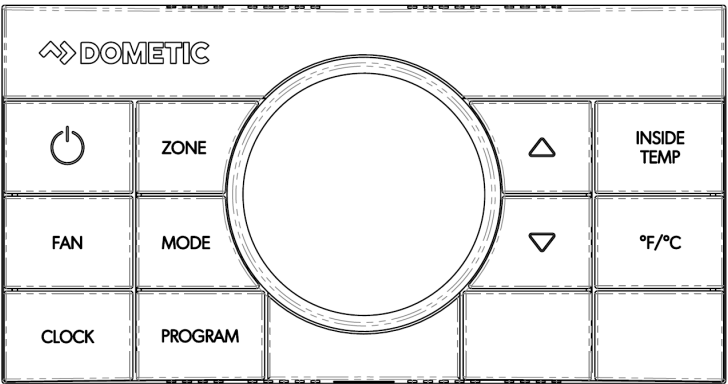
CONTROL BOX (WITHOUT T-STAT)

**3312020.000**

RETURN AIR GRILLE (QUICK COOL  
VENT)

**3317404.000**

NO HEAT STRIP OPTION AVAILABLE  
FOR THIS INSTALLATION TYPE



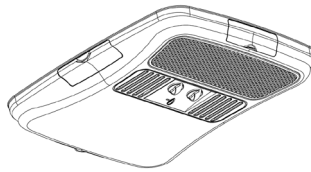
NO HEAT STRIP  
OPTION AVAILABLE  
FOR THIS  
INSTALLATION TYPE

600312/640312 11K = 640310 HIGH EFFICIENCY

IF THE UNIT IS CONTROLLED MANUALLY WITH AN ADB (KNOBS ON THE CEILING BOX)

ORDER: A/C  
640310

ORDER: ADB  
3314854.000



### IF THE UNIT IS CONTROLLED WITH A WALL THERMOSTAT

ARE YOU REPLACING THE A/C, ADB, CONTROL BOX OR THERMOSTAT?

ORDER: A/C  
**640310**

ORDER: ADB  
3314850.000

## CONTROL BOXES & THERMOSTATS

## WHAT THERMOSTAT DO YOU HAVE?

ANALOG	SINGLE ZONE – C/T	CCC (5 BUTTON)	CCC II (10 BUTTON)	BI-METAL
ANALOG CONTROL KITS ARE NLA – SEE SINGLE ZONE – C/T KITS (INCLUDE THERMOSTAT AND CONTROL BOX). IF EITHER ANALOG CONTROL BOX OR THERMOSTAT FAILS BOTH MUST BE REPLACED.	CONTROL KIT (BOX & T-STAT) FOR COOL / FURNACE <b>3316230.700 = WHITE</b> <b>3316230.714 = BLACK</b>	NO LONGER OFFERED AS NEW INSTALLATION. CONTROL BOXES AND THERMOSTATS ARE AVAILBLE FOR REPLACEMENT ONLY.	THERMOSTAT ONLY <b>3314082.011 = WHITE</b> <b>3314082.000 = BLACK</b>	NO LONGER AVAILABLE – CONVERT SYSTEM TO SPECIAL CT KIT (NEW THERMOSTAT AND CONTROL BOX) <b>CONTROL KIT: 3316155.000</b> ONLY AVAILABLE IN WHITE T-STAT *NO HEAT STRIP OPTION AVAILABLE
	THERMOSTAT ONLY <b>3316250.700 = WHITE</b> <b>3316250.712 = BLACK</b>	THERMOSTAT ONLY <b>3109228.001 = WHITE</b> <b>3109228.019 = BLACK</b>	CONTROL BOX (WITHOUT T-STAT) <b>3312020.000</b>	
		CONTROL BOX (WITHOUT T-STAT) <b>3109226.005</b>		

# PENGUIN HIGH EFFICIENCY – NON DUCTED – NEW INSTALLATION

NO HEAT STRIP  
OPTION AVAILABLE  
FOR THIS  
INSTALLATION TYPE

640310

WHAT TYPE OF INSTALLATION DO YOU WANT?

\*NEW MODEL NUMER ENDING  
CXX1C0 = WHITE SHROUD  
CXX1J0 = BLACK SHROUD

DO YOU WANT MECHANICAL CONTROLS (KNOBS ON ADB – NO WALL THERMOSTAT)?

DO YOU WANT A WALL THERMOSTAT?

FOR MECHANICALLY CONTROLLED INSTALLATIONS

FOR WALL THERMOSTAT INSTALLATIONS

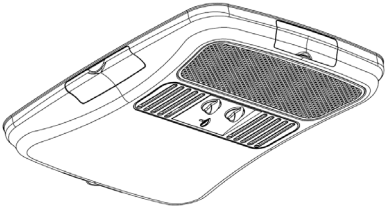
ORDER: A/C  
640310

ORDER: ADB  
3314854.000

ORDER: A/C  
640310

ORDER: ADB  
3314850.000

CONTROL BOXES  
& THERMOSTATS



WHAT THERMOSTAT DO YOU NEED?

C/T

CCC II (10 BUTTON)

**NOTE:**  
SINGLE ZONE INSTALLATIONS  
ONLY USE (3) 16-22 GAUGE  
WIRES THROUGH THE WALL.

**NOTE:**  
MULTI-ZONE INSTALLATIONS  
USE A DATA CABLE  
THROUGH THE WALL THAT  
LOOKS LIKE STANDARD  
TELEPHONE CABLE.  
HOWEVER, POLARITY IS  
DIFFERENT AND A  
STANDARD TELEPHONE  
CABLE **WILL NOT WORK.**

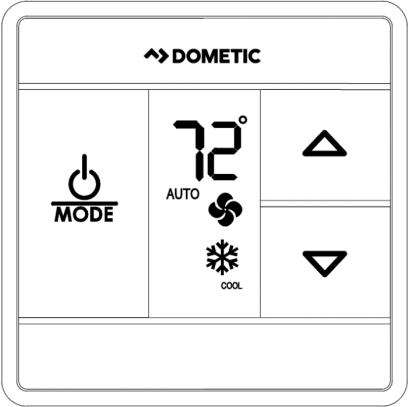
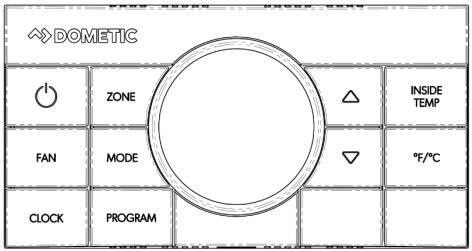
THERMOSTAT ONLY  
3314082.011 = **WHITE**  
3314082.000 = **BLACK**

CONTROL BOX (WITHOUT T-STAT)  
3312020.000

CONTROL KIT (BOX & T-STAT) FOR  
COOL / FURNACE  
3316230.700 = **WHITE**  
3316230.714 = **BLACK**

THERMOSTAT ONLY  
3316250.700 = **WHITE**  
3316250.712 = **BLACK**

STRAIGHT THROUGH  
COMMUNICATION CABLE  
PART NUMBERS:  
18 FT. = 3106614.013  
40 FT. = 3308013.022



# PENGUIN/ HIGH EFFICIENCY – DUCTED – REPLACEMENT

NO HEAT STRIP  
OPTION AVAILABLE  
FOR THIS  
INSTALLATION TYPE

WHAT IS YOUR MODEL NUMBER?

600312/640312 11K = 640310 HIGH EFFICIENCY

ARE YOU REPLACING THE A/C, CONTROL BOX, THERMOSTAT, OR CEILING ASSEMBLY (RETURN AIR GRILL)?

REPLACING A/C

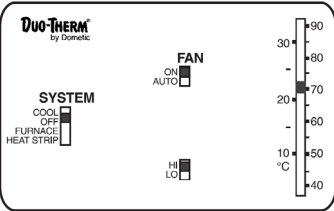
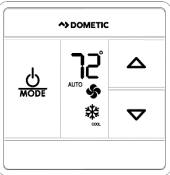
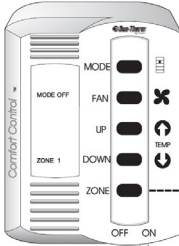
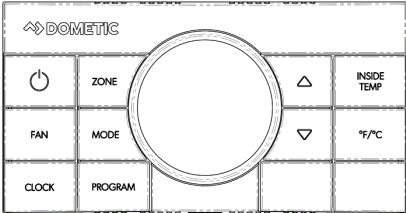
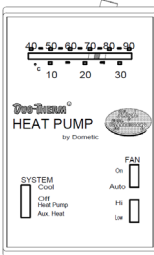
ORDER: A/C  
**640310**

CEILING ASSEMBLY (RETURN AIR GRILL)

ORDER  
**3317404.000**

CONTROL KIT, BOX, OR THERMOSTAT

WHAT THERMOSTAT DO YOU HAVE?

ANALOG	SINGLE ZONE – C/T	CCC (5 BUTTON)	CCC II (10 BUTTON)	BI-METAL
ANALOG CONTROL KITS ARE NLA – SEE SINGLE ZONE – C/T KITS (INCLUDE THERMOSTAT AND CONTROL BOX). IF EITHER ANALOG CONTROL BOX OR THERMOSTAT FAILS BOTH MUST BE REPLACED.	CONTROL KIT (BOX & T-STAT) FOR COOL / FURNACE <b>3316230.700 = WHITE</b> <b>3316230.714 = BLACK</b>	NO LONGER OFFERED AS NEW INSTALLATION. CONTROL BOXES AND THERMOSTATS ARE AVAILABLE FOR REPLACEMENT ONLY.	THERMOSTAT ONLY <b>3314082.011 = WHITE</b> <b>3314082.000 = BLACK</b>	NO LONGER AVAILABLE – CONVERT SYSTEM TO SPECIAL CT KIT (NEW THERMOSTAT AND CONTROL BOX) <b>CONTROL KIT: 3316155.000</b> ONLY AVAILABLE IN WHITE T-STAT *NO HEAT STRIP OPTION AVAILABLE
	THERMOSTAT ONLY <b>3316250.700 = WHITE</b> <b>3316250.712 = BLACK</b>	THERMOSTAT ONLY <b>3109228.001 = WHITE</b> <b>3109228.019 = BLACK</b>	CONTROL BOX (WITHOUT T-STAT) <b>3312020.000</b>	
				

# PENGUIN HIGH EFFICIENCY – DUCTED – NEW INSTALLATION

NO HEAT STRIP  
OPTION AVAILABLE  
FOR THIS  
INSTALLATION TYPE

640310

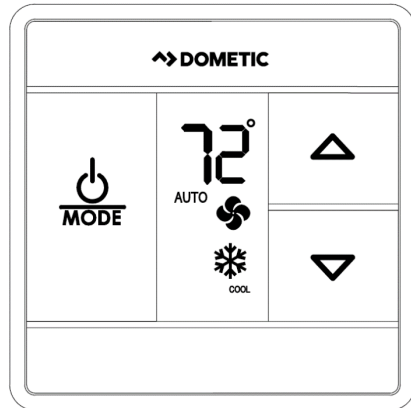
\* MODEL NUMBER ENDING  
CXX1C0 = WHITE SHROUD  
CXX1J0 = BLACK SHROUD

WHAT THERMOSTAT DO YOU WANT?

C/T

**NOTE:**

SINGLE ZONE INSTALLATIONS  
ONLY USE (3) 16-22 GAUGE  
WIRES THROUGH THE WALL.



CONTROL KIT (BOX & T-STAT) FOR  
COOL / FURNACE  
**3316230.700 = WHITE**  
**3316230.714 = BLACK**

THERMOSTAT ONLY  
**3316250.700 = WHITE**  
**3316250.712 = BLACK**

RETURN AIR GRILLE (QUICK COOL  
VENT)  
**3317404.000**

**NOTE:**

MULTI-ZONE INSTALLATIONS  
USE A DATA CABLE  
THROUGH THE WALL THAT  
LOOKS LIKE STANDARD  
TELEPHONE CABLE.  
HOWEVER, POLARITY IS  
DIFFERENT AND A  
STANDARD TELEPHONE  
CABLE **WILL NOT WORK.**

STRAIGHT THROUGH  
COMMUNICATION CABLE  
PART NUMBERS:

**18 FT. = 3106614.013**

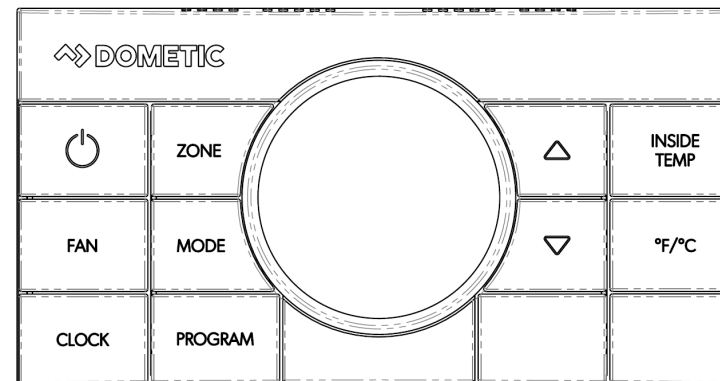
**40 FT. = 3308013.022**

CCC II (10 BUTTON)

THERMOSTAT ONLY  
**3314082.011 = WHITE**  
**3314082.000 = BLACK**

CONTROL BOX (WITHOUT T-STAT)  
**3312020.000**

RETURN AIR GRILLE (QUICK COOL  
VENT)  
**3317404.000**



# PENGUIN II COOL ONLY – PRE-INSTALLED MULTI-ZONE CONTROLS

WHAT IS YOUR MODEL NUMBER?

NEW MODEL NUMBER ENDINGS:  
**CXX1C0** = WHITE SHROUD  
**CXX1J0** = BLACK SHROUD

620525/641515/641815 = 641816 – HIGH CAPACITY (NO HEAT STRIP)

620515/641535/641835 = NLA & NO DIRECT REPLACEMENT W/ HEAT STRIP

620526/641516 = 641816 – HIGH CAPACITY (NO HEAT STRIP)

ARE YOU REPLACING THE A/C, CONTROL BOARD, THERMOSTAT, OR CEILING ASSEMBLY (RETURN AIR GRILL), OR DOING A NEW INSTALLATION?

REPLACING OR NEW INSTALL A/C

CEILING ASSEMBLY

CONTROL BOARD OR THERMOSTAT

ORDER: A/C

**641816** = HIGH CAPCITY (NO HS)

\*IF DOING A NEW INSTALLATION, ORDER NEW 10  
BUTTON CCC2 WALL THERMOSTAT

**3314082.011** = **WHITE**

**3314082.000** = **BLACK**

\*IF DEFEECTIVE UNIT BEING REPLACED WAS ORIGINALLY  
USING A 5 BUTTON CCC WALL THERMOSTAT AND HAS  
MORE THAN ONE A/C BEING CONTROLLED BY THE  
THERMOSTAT, THE NEW AC UNIT WILL NEED TO BE  
CONVERTED BACKWARDS TO THE CCC 5 BUTTON WITH  
CONVERSION KIT **3313107.122**

\*IF THE UNIT WAS USING A 5 BUTTON AND IS ISOLATED  
TO ONE ZONE / ONE AC, CHANGE THE THERMOSTAT TO A  
10 BUTTON CCC II

**3314082.011** = **WHITE**

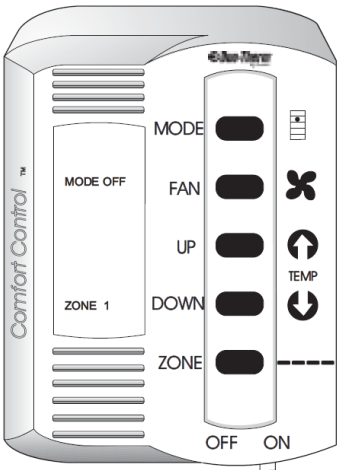
**3314082.000** = **BLACK**

ORDER

DUCTED: **3317404.000**

NON-DUCTED: **3314850.000**

WHAT THERMOSTAT DO YOU HAVE?



CCC (5 BUTTON)

NO LONGER OFFERED AS NEW  
INSTALLATION. CONTROL BOARD  
AND THERMOSTATS ARE AVAILBLE  
FOR REPLACEMENT ONLY.

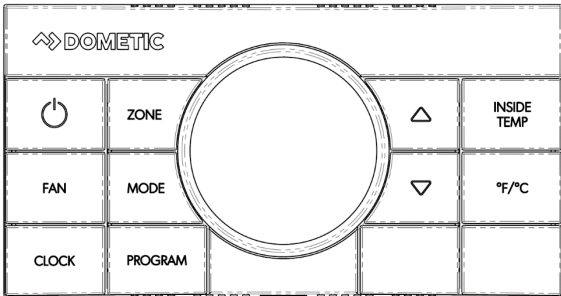
THERMOSTAT ONLY  
**3109228.001** = **WHITE**  
**3109228.019** = **BLACK**

CONTROL BOARD  
(WITHOUT T-STAT)  
**3311557.000**

CCC II (10 BUTTON)

THERMOSTAT ONLY  
**3314082.011** = **WHITE**  
**3314082.000** = **BLACK**

CONTROL BOARD (WITHOUT T-STAT)  
**3312022.000**



**NOTE:** MULTI-ZONE INSTALLATIONS USE A DATA CABLE THROUGH THE WALL THAT LOOKS LIKE STANDARD TELEPHONE  
CABLE. HOWEVER, POLARITY IS DIFFERENT AND A STANDARD TELEPHONE CABLE **WILL NOT WORK**.  
STRAIGHT THROUGH COMMUNICATION CABLE PART NUMBERS: **18 FT. = 3106614.013 - 40 FT. = 3308013.022**

# PENGUIN II HEAT PUMP – PRE-INSTALLED MULTI-ZONE CONTROLS

NO HEAT STRIP  
OPTION AVAILABLE  
FOR THIS  
INSTALLATION TYPE

WHAT IS YOUR MODEL NUMBER?

630035/630515/651515 = 651815 – 13,500 BTU

630516/651516 = 651816 – HIGH CAPACITY

NEW MODEL NUMBER ENDINGS:  
**HXX1C0-01** = WHITE SHROUD  
**HXX1J0-01** = BLACK SHROUD

ARE YOU REPLACING THE A/C, CONTROL BOARD, THERMOSTAT, OR CEILING ASSEMBLY (RETURN AIR GRILL), OR DOING A NEW INSTALLATION?

REPLACING OR NEW INSTALL A/C

CEILING ASSEMBLY

CONTROL BOARD OR THERMOSTAT

ORDER: A/C  
**651815** = 13,500 BTU  
**651816** = HIGH CAPACITY

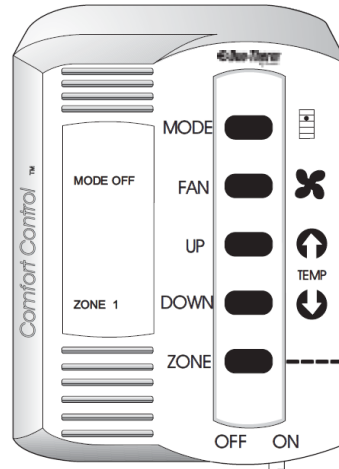
\*IF DOING A NEW INSTALLATION, ORDER NEW 10  
BUTTON CCC2 WALL THERMOSTAT  
**3109228.001** = **WHITE**  
**3109228.019** = **BLACK**

\*IF UNIT WAS ORIGINALLY USING A 5 BUTTON CCC WALL  
THERMOSTAT AND HAS MORE THAN ONE A/C BEING  
CONTROLLED BY THE THERMOSTAT, THE NEW AC WILL  
NEED A CONVERSION KIT TO MAKE IT COMPATIBLE WITH  
THE EXSISTING SYSTEM.  
CONVERSION KIT: **3313107.107**

\*IF THE UNIT WAS USING A 5 BUTTON AND IS ISOLATED  
TO ONE ZONE / ONE AC, CHANGE THE THERMOSTAT TO A  
10 BUTTON CCC II  
**3314082.011** = **WHITE**  
**3314082.000** = **BLACK**

ORDER  
DUCTED: **3317404.000**  
NON-DUCTED: **3314850.000**

WHAT THERMOSTAT DO YOU HAVE?



CCC (5 BUTTON)

NO LONGER OFFERED AS NEW  
INSTALLATION. CONTROL BOARD  
AND THERMOSTATS ARE AVAILBLE  
FOR REPLACEMENT ONLY.

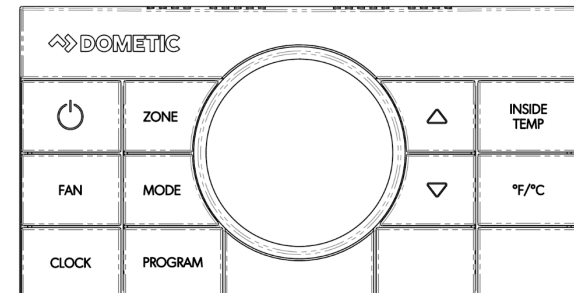
THERMOSTAT ONLY  
**3109228.001** = **WHITE**  
**3109228.019** = **BLACK**

CONTROL BOARD  
(WITHOUT T-STAT)  
**3311557.000**

CCC II (10 BUTTON)

THERMOSTAT ONLY  
**3314082.011** = **WHITE**  
**3314082.000** = **BLACK**

CONTROL BOARD (WITHOUT T-STAT)  
**3312022.000**



**NOTE:** MULTI-ZONE INSTALLATIONS USE A DATA CABLE THROUGH THE WALL THAT LOOKS LIKE STANDARD TELEPHONE  
CABLE. HOWEVER, POLARITY IS DIFFERENT AND A STANDARD TELEPHONE CABLE **WILL NOT WORK**.  
STRAIGHT THROUGH COMMUNICATION CABLE PART NUMBERS: **18 FT. = 3106614.013** - **40 FT. = 3308013.022**



# PENGUIN II COOL ONLY – PRE-INSTALLED SINGLE-ZONE CONTROLS

WHAT IS YOUR MODEL NUMBER?

NEW MODEL NUMBER ENDINGS:

**AXX1C0** = WHITE SHROUD

**AXX1J0** = BLACK SHROUD

620415/641415/641915 = 641916 – HIGH CAPACITY (NO HS)

620415/641435/641935 = NLA & NO DIRECT REPLACEMENT W/ HEAT STRIP

620426/641416 = 641916 – HIGH CAPACITY (NO HS)

ARE YOU REPLACING THE A/C, CONTROL BOARD, THERMOSTAT, OR CEILING ASSEMBLY (RETURN AIR GRILL), OR DOING A NEW INSTALLATION?

REPLACING OR NEW INSTALL A/C

CEILING ASSEMBLY

CONTROL BOARD OR THERMOSTAT

ORDER: A/C

**641916** = HIGH CAPACITY (NO HS)

\*IF DOING A NEW INSTALLATION, ORDER NEW CT WALL THERMOSTAT.

**3316250.700** = WHITE

**3316250.712** = BLACK

\*IF UNIT WAS ORIGINALLY USING A NON-DIGITAL ANALOG WALL THERMOSTAT, CHANGE TO A NEW CT WALL THERMOSTAT. NEW STAT WILL ONLY USE THREE WIRES THROUGH THE WALL. THE LEFT OVER WIRES WILL BE SPARES.

**3316250.700** = WHITE

**3316250.712** = BLACK

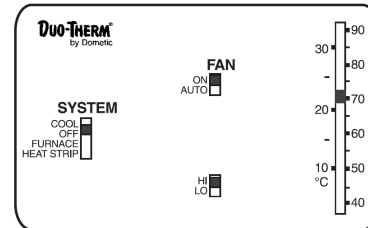
\*IF ORIGINAL UNIT WAS NON-DUCTED, THE CEILING ASSEMBLY WILL ALSO NEED CHANGED.

NON-DUCTED ADB: **3314850.000**

ORDER

DUCTED: **3317404.000**

NON-DUCTED: **3314850.000**



WHAT THERMOSTAT DO YOU HAVE?

ANALOG THERMOSTAT

NO LONGER OFFERED AS NEW INSTALLATION. CONTROL BOARD AND THERMOSTATS ARE NLA AND THE COMPLETE A/C UNIT AND WALL THERMOSTAT WILL NEED CHANGED. ORDER A/C: **641916**

**3316250.700** = WHITE T-STAT

**3316250.712** = BLACK T-STAT

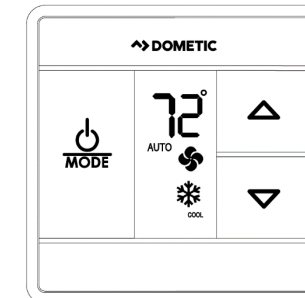
\*IF UNIT WAS NON DUCTED, THE CEILING ASSEMBLY WILL ALSO NEED CHANGED.

NON-DUCTED ADB: **3314850.000**

SZLCD / CT (3 BUTTON)

THERMOSTAT ONLY  
**3316250.700** = WHITE T-STAT  
**3316250.712** = BLACK T-STAT

CONTROL BOARD (WITHOUT T-STAT)  
**3313107.076**



# PENGUIN II HEAT PUMP – PRE-INSTALLED SINGLE-ZONE CONTROLS

NO HEAT STRIP  
OPTION AVAILABLE  
FOR THIS  
INSTALLATION TYPE

WHAT IS YOUR MODEL NUMBER?

NEW MODEL NUMBER ENDINGS:

**HXX1C0-01** = WHITE SHROUD

**HXX1J0-01** = BLACK SHROUD

651915 – 13,500 BTU = NLA CHANGE TO 651916 - HC

651916 = HIGH CAPACITY

ARE YOU REPLACING THE A/C, CONTROL BOARD, THERMOSTAT, OR CEILING ASSEMBLY (RETURN AIR GRILL), OR DOING A NEW INSTALLATION?

REPLACING OR NEW INSTALL A/C

CEILING ASSEMBLY

CONTROL BOARD OR THERMOSTAT

ORDER: A/C  
**651916** = HIGH CAPACITY

\*IF DOING A NEW INSTALLATION, ORDER NEW CT WALL THERMOSTAT.

**3316250.700** = WHITE

**3316250.712** = BLACK

\*IF UNIT WAS ORIGINALLY USING A NON-DIGITAL ANALOG WALL THERMOSTAT, CHANGE TO A NEW CT WALL THERMOSTAT. NEW STAT WILL ONLY USE THREE WIRES THROUGH THE WALL. THE LEFT OVER WIRES WILL BE SPARES.

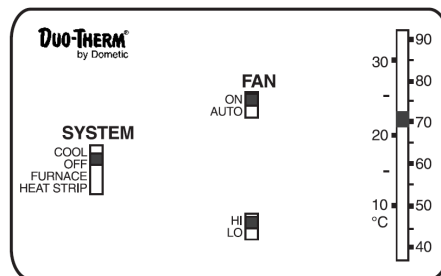
**3316250.700** = WHITE

**3316250.712** = BLACK

\*IF ORIGINAL UNIT WAS NON-DUCTED, THE CEILING ASSEMBLY WILL ALSO NEED CHANGED.

NON-DUCTED ADB: **3314850.000**

ORDER  
DUCTED: **3317404.000**  
NON-DUCTED: **3314850.000**



WHAT THERMOSTAT DO YOU HAVE?

ANALOG THERMOSTAT

SZLCD / CT (3 BUTTON)

NO LONGER OFFERED AS NEW INSTALLATION. CONTROL BOARD AND THERMOSTATS ARE NLA AND THE COMPLETE A/C UNIT AND WALL THERMOSTAT WILL NEED CHANGED. ORDER A/C: **641916**

**3316250.700** = WHITE T-STAT

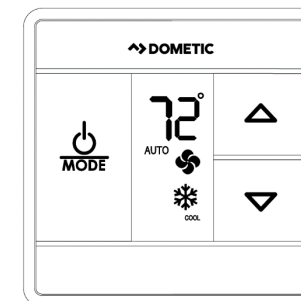
**3316250.712** = BLACK T-STAT

\*IF UNIT WAS NON DUCTED, THE CEILING ASSEMBLY WILL ALSO NEED CHANGED.

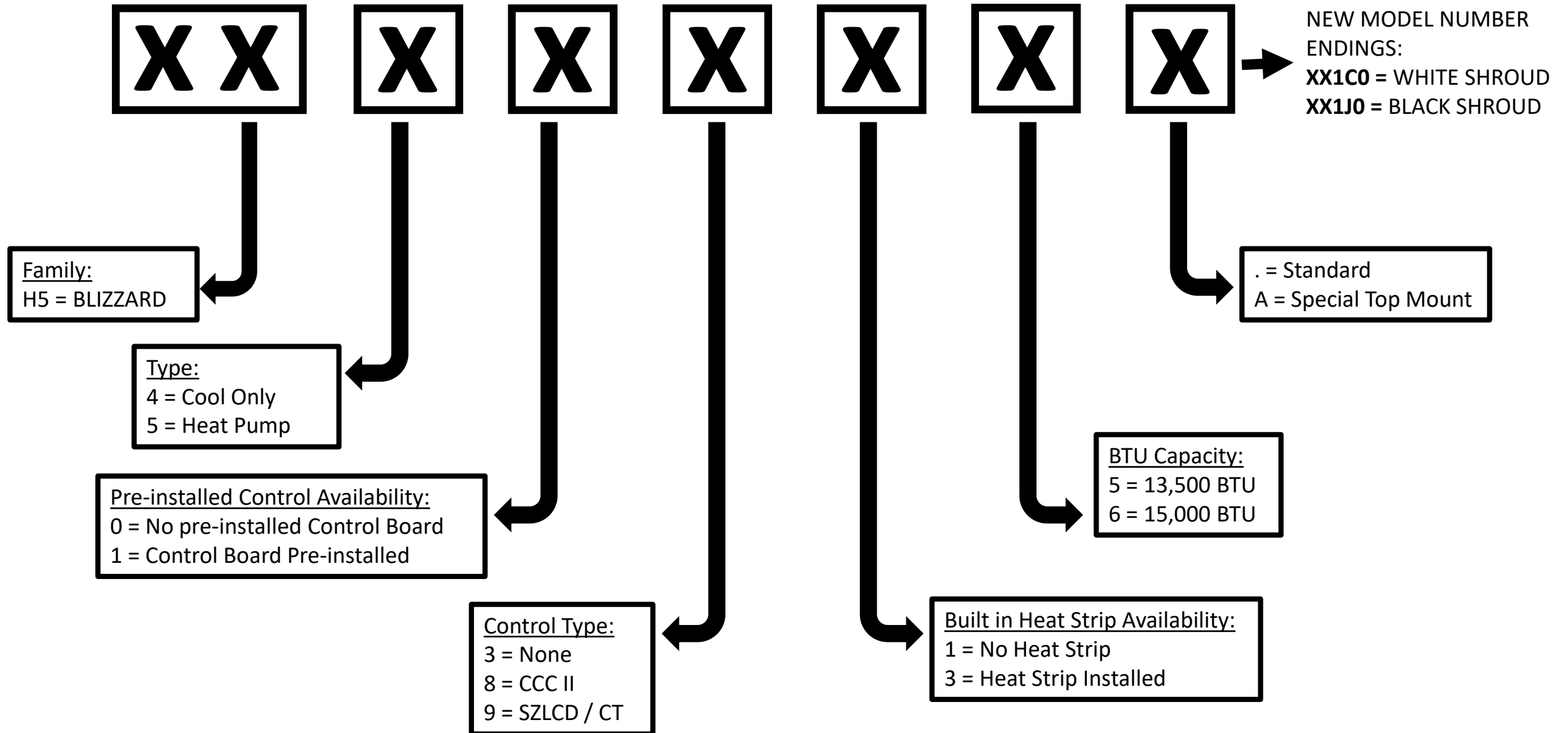
NON-DUCTED ADB: **3314850.000**

THERMOSTAT ONLY  
**3316250.700** = WHITE T-STAT  
**3316250.712** = BLACK T-STAT

CONTROL BOARD (WITHOUT T-STAT)  
**3313107.077**



# BLIZZARD MODEL BREAKDOWN



# BLIZZARD NXT / HIGH PERFORMANCE COOL ONLY – CCC II

HOW MANY BTU'S DO YOU WANT

NEW MODEL NUMBER ENDINGS:

**AXX1C0** = WHITE SHROUD

**AXX1J0** = BLACK SHROUD

541815 = H541815 = 13,500 BTU

541816 = H541816 = 15,000 BTU

REPLACING OR NEW INSTALL A/C

CEILING ASSEMBLY

CONTROL BOARD OR THERMOSTAT

ORDER: A/C  
**H541815** = 13,500 BTU  
**H541816** = 15,000 BTU

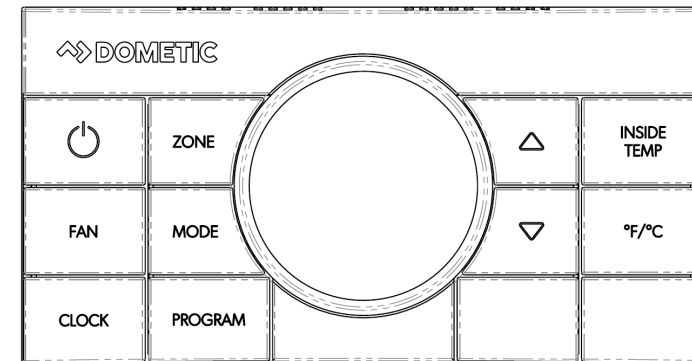
ORDER  
DUCTED: **3317404.000**  
NON-DUCTED: **3314850.000**  
**\*NOTE:** OFTEN TIMES BLIZZARDS ARE  
INSTALLED AS TOP DOWN MOUNT AND  
DO NOT UTILIZE A CEILING ASSEMBLY. IT  
WOULD BE EVIDENT THIS IS THE TYPE OF  
INSTALLATION USED IF THERE IS NO  
ACCESS TO THE BOTTOM OF THE AC  
FROM THE INSIDE OF THE RV.

CCC II (10 BUTTON)

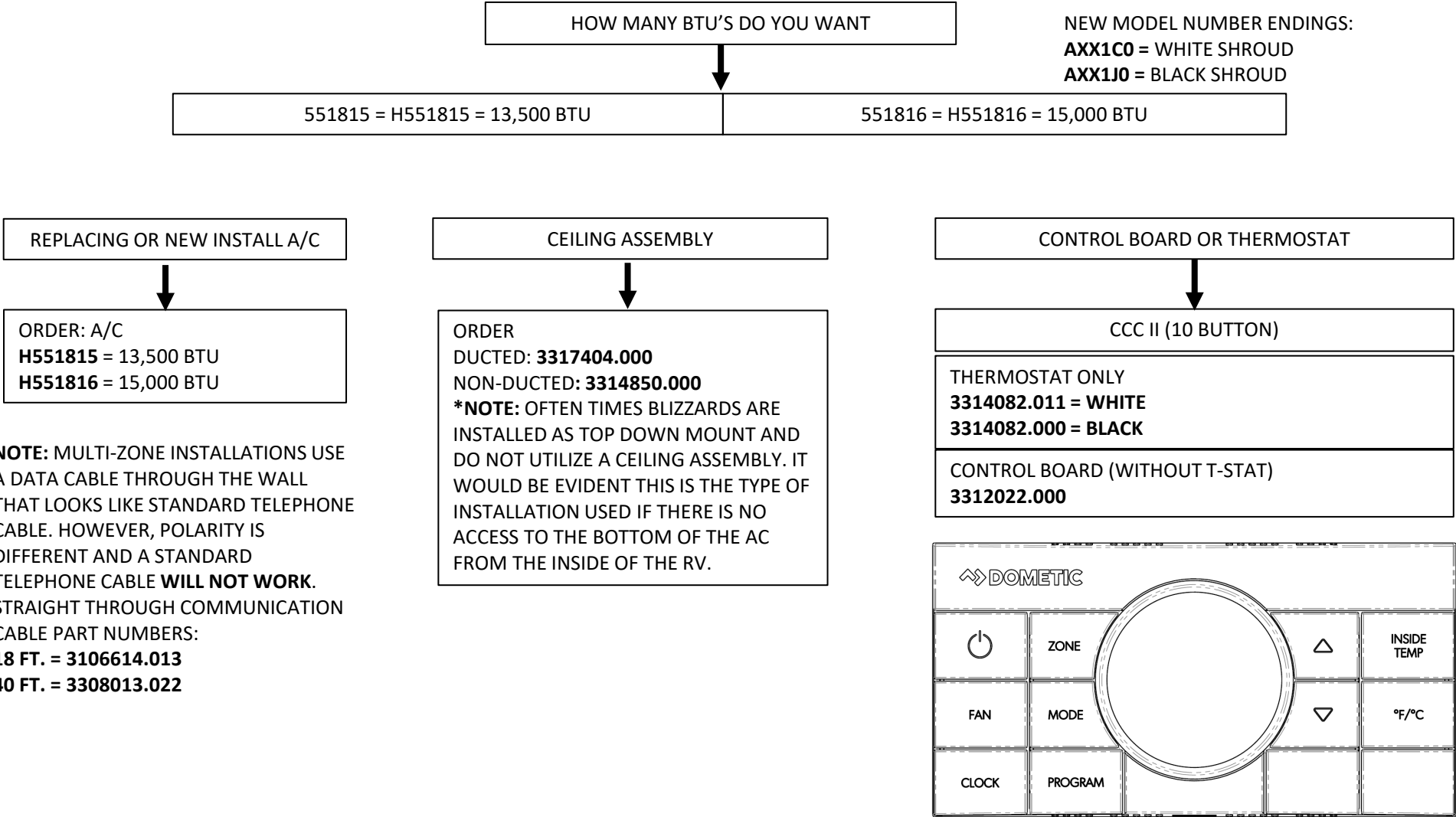
THERMOSTAT ONLY  
**3314082.011** = **WHITE**  
**3314082.000** = **BLACK**

CONTROL BOARD (WITHOUT T-STAT)  
**3312022.000**

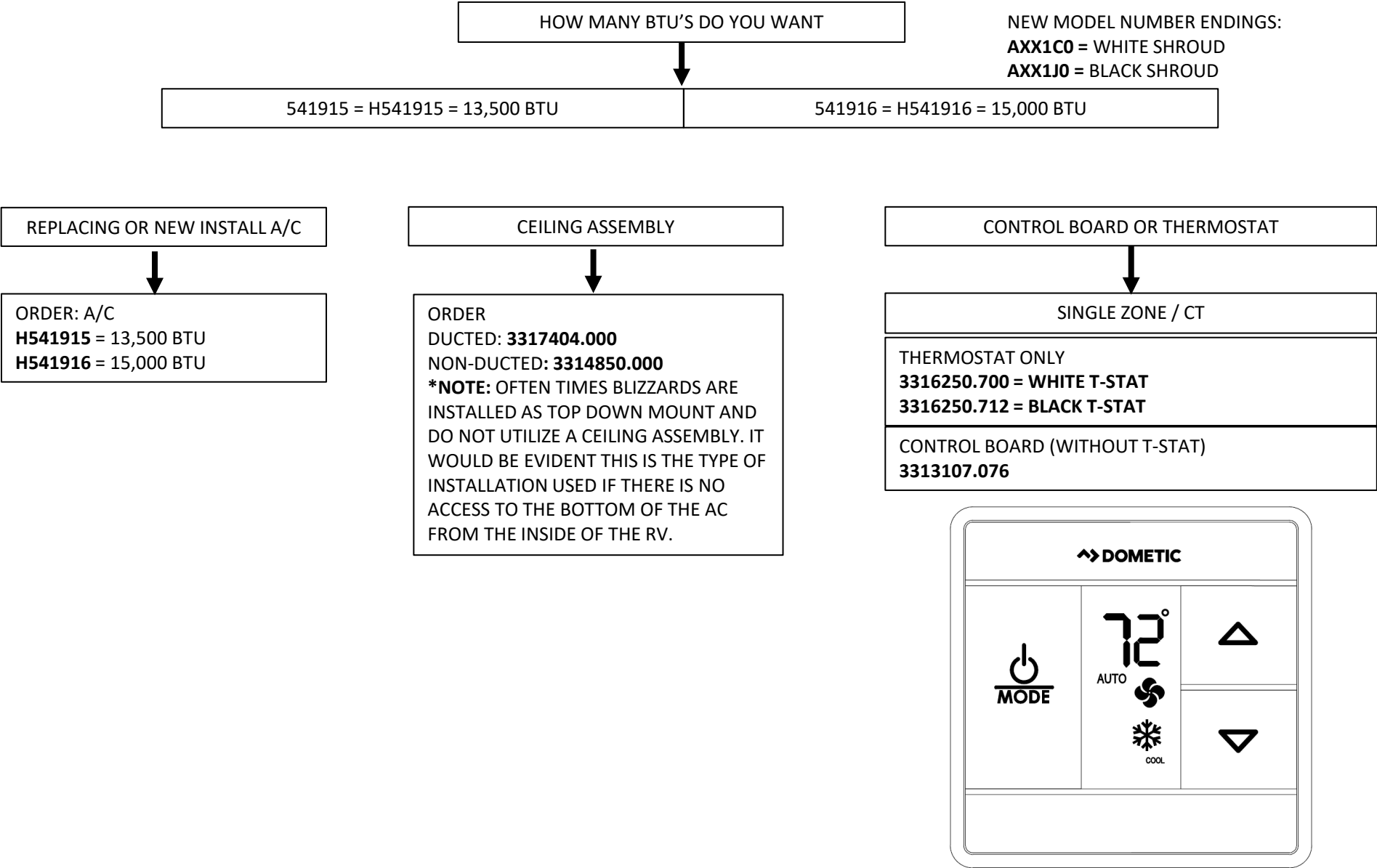
**NOTE:** MULTI-ZONE INSTALLATIONS USE  
A DATA CABLE THROUGH THE WALL  
THAT LOOKS LIKE STANDARD TELEPHONE  
CABLE. HOWEVER, POLARITY IS  
DIFFERENT AND A STANDARD  
TELEPHONE CABLE **WILL NOT WORK**.  
STRAIGHT THROUGH COMMUNICATION  
CABLE PART NUMBERS:  
**18 FT. = 3106614.013**  
**40 FT. = 3308013.022**



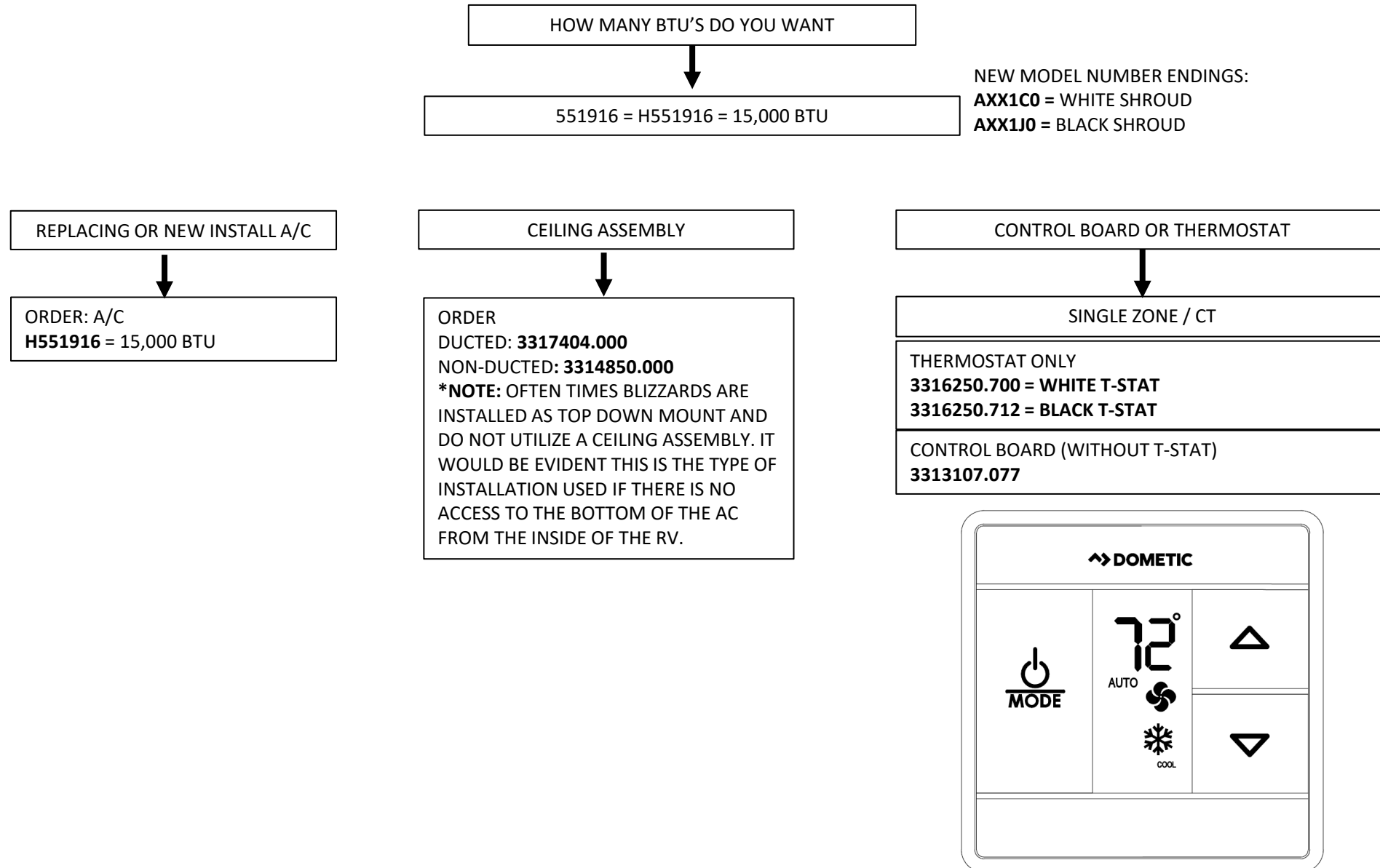
# BLIZZARD NXT / HIGH PERFORMANCE HEAT PUMP – CCC II



# BLIZZARD NXT / HIGH PERFORMANCE COOL ONLY – SINGLE ZONE / CT



# BLIZZARD NXT / HIGH PERFORMANCE HEAT PUMP – SINGLE ZONE / CT





# COOL CAT HEAT PUMP (SIDE WALL INSTALLATION)

