

Alignment and Adjustment Of The Horizon Front Bar Gap.

A. GENERAL INSTRUCTIONS

1. Perform these recommendations if:
 - a. The stretching and/or wear of the fabric or the initial material condition affects the front bar closure. (See Fig. 1)
 - b. If the front bar gap exceeds 3/16", alignment and adjustment is recommended. (See Fig. 1)

Required:

7/16 Socket Screw Driver
3311258.000 Foam Pad Kit

⚠ WARNING

These instructions must be read and understood before performing repairs on the awning. These repairs must be performed by a Dometic Service Center or a qualified service technician. Modification of this product can be extremely hazardous and could result in personal injury or property damage.

B. ARM ADJUSTMENT BY ADJUSTING LEFT ARM

1. Using the manual crank extend canopy 3 feet from coach.
2. Mark position of the wrist bracket in front bar with a pencil. Loosen the hex nut holding the wrist bracket to the front bar. Once loose, slide wrist 1/8 of an inch towards the end of the front bar along the front bar slot. Repeat adjustment in increments of 1/8 of an inch as needed. (See Fig. 2) If gap worsens, stop and return wrist bracket back to original position and proceed with step C. If front bar gap is still not acceptable after three adjustments, then proceed with **step C Arm Adjustment Using Foam Pad**. (See Fig. 1 & 2)

FIG. 2

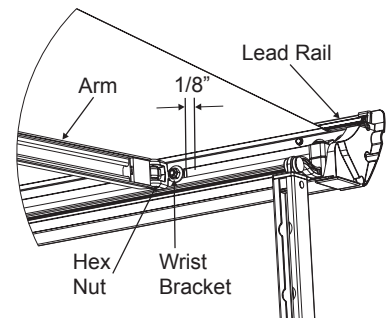
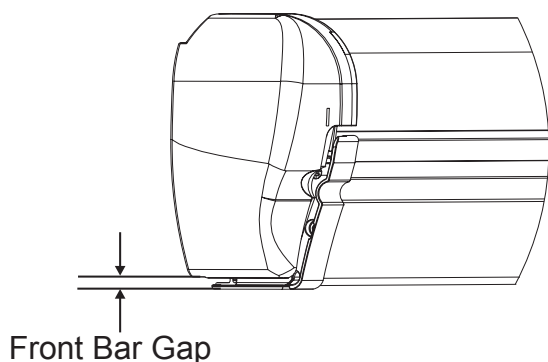
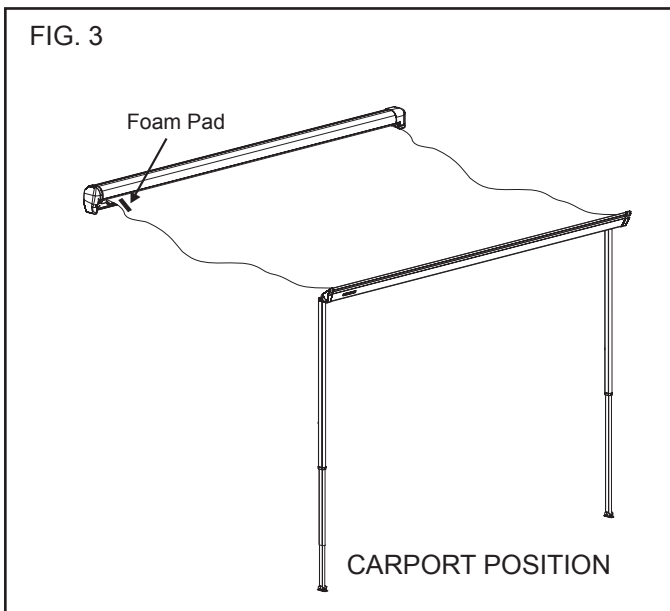


FIG. 1



C. ARM ADJUSTMENT USING FOAM PAD

1. Open awning as per Installation & Operating Instructions manual, Operating Instructions section A. After this occurs continue to extend the awning until there is only 1 layer of fabric on the roller tube. (See Fig. 3)
2. Position Foam Pad on the left hand side, as shown in Fig. 3.
3. Close awning as per Installation & Operating Instructions manual, Operating Instructions section B.
4. If front bar closure gap still is unacceptable, Add foam pad (part number 3309511.008). Repeat steps 1-3 to stack them as needed to reduce gap. (See Fig 1)



For further diagnostic assistance, please call:

Dometic Corporation
Technical Service Dept.
509 South Poplar St.
LaGrange, IN 46761
(800) 216-5115
(260) 463-2191